

Non-existence of strong regular reflections in self-similar potential flow*

Volker Elling

Abstract

We consider shock reflection which has a well-known local non-uniqueness: the reflected shock can be either of two choices, called weak and strong. We consider cases where existence of a global solution with weak reflected shock has been proven, for compressible potential flow. If there was a global strong-shock solution as well, then potential flow would be ill-posed. However, we prove non-existence of strong-shock analogues in a natural class of candidates.

1 Introduction

In compressible inviscid flow, a shock wave is a surface across which pressure, temperature and normal velocity are discontinuous (while tangential velocity is continuous). Shock waves form especially in supersonic or transonic flow near solid surfaces, and even in the absence of boundaries in finite time from smooth initial data.

Reflection of shock waves, by interaction with each other or with solid surfaces, is a classical problem of compressible flow. It has been studied extensively by Ernst Mach [15, 12] and John von Neumann [16], among others.

Recently there have been some breakthroughs in constructive existence proofs for particular shock reflections as solutions of 2d compressible potential flow. First, [3] (see also [2, 21, 7, 1]) constructed a global solution of a problem we call “classical regular reflection” here (see Figure 1 center left). A shock wave (“incident”) approaches along a solid wall (Figure 1 left), reaching the wall corner at time $t = 0$. For $t > 0$ the incident shock continues along the ramp, while a curved shock (“reflected”) travels back upstream. For some values of the parameters (wall angle θ , upstream Mach number $|\vec{v}_u|/c_u$), the two shocks meet in a single point (“reflection point”) on the ramp, a local configuration called *regular reflection* (*RR*; Figure 1 center left and right). At other parameters *Mach reflection* (*MR*) is observed, for example *single Mach reflection* (*SMR*; Figure 1 right) where the two shocks meet in a *triple point* away from the wall

*This material is based upon work supported by the National Science Foundation under Grant No. NSF DMS-0907074

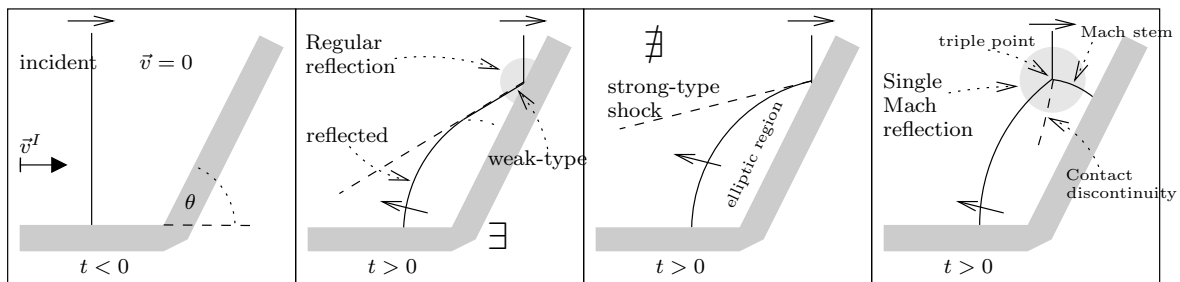


Figure 1: Center left: classical RR (known solution); center right: analogue with strong-type shock (we prove non-existence); right: single MR.

with a contact discontinuity and a third shock (“Mach stem”) that connects to the wall (this pattern is not possible in potential flow).

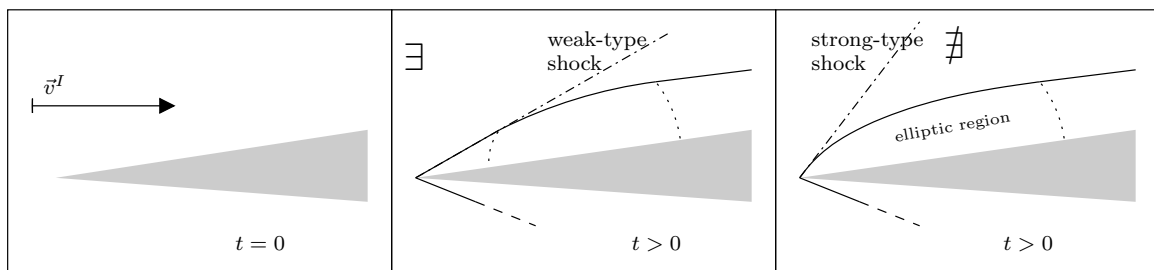


Figure 2: Left: constant supersonic velocity (initial data); center: weak-type solution (known solution); right: analogue with strong-type shock (we prove non-existence).

In related work, Liu and the author [10] considered supersonic flow onto a solid wedge (see Figure 2). At time $t = 0$, the fluid state is the same in every point, with sufficiently large supersonic velocity \vec{v}^I pointing in the right horizontal direction (Figure 2 left). For $t > 0$, the fluid impinging on the wedge produces a shock wave (Figure 2 center). Near infinity the shock wave is straight and parallel to the wedge (due to finite speed of sound it cannot “see” the difference between a wedge and an infinite line wall); closer to the tip the shock curves and meets the wedge tip.

Both classical regular reflection and the supersonic wedge yield *self-similar* flow: density, temperature and velocity are functions of the similarity coordinate $\vec{\xi} = \vec{x}/t$ alone. Patterns grow proportional to time t ; the flow at time t_2 is obtained from the flow at time t_1 by a dilation by factor t_2/t_1 . $t \downarrow 0$ corresponds to “zooming infinitely far away” whereas $t \uparrow +\infty$ is like “zooming into the origin” or “scaling up”.

While [3, 7] and [10] prove existence of certain flows, as solutions of 2d compressible potential flow, for a range of wedge angles and upstream Mach

numbers, they do *not* prove uniqueness. The latter is an important question, due to a problematic feature of local RR: take the point of reference of an observer located in the reflection point at all times. Focus on a small neighbourhood of the reflection point (“local regular reflection”; Figure 3 left). The problem parameters already determine the angle between incident shock and wall as well as the fluid state (velocity \vec{v} , density, temperature) in the 1- and 2-sector. The reflected shock is a steady shock passing through the reflection point, with 2-sector fluid state as upstream data, that results in a 3-sector velocity \vec{v}_3 *parallel* to the wall.

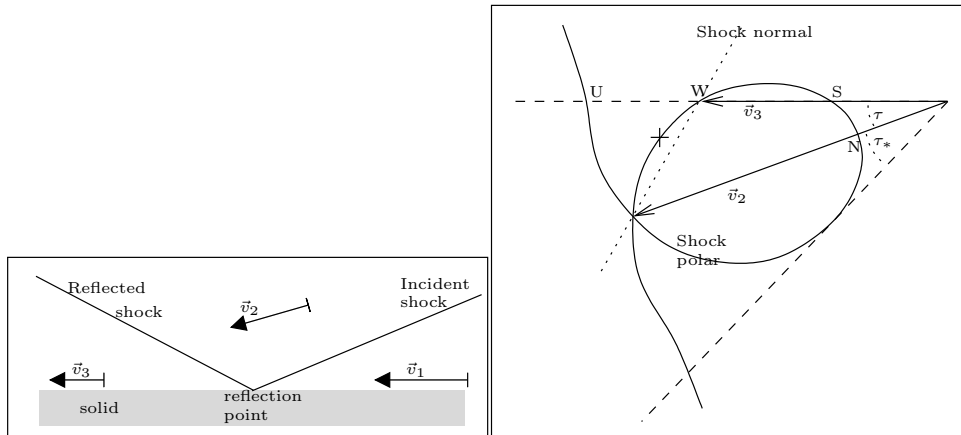


Figure 3: Left: local RR. Right: fixed \vec{v}_2 ; each steady shock produces one \vec{v}_3 on the curve (shock polar, symmetric across \vec{v}_2 ; shock normal $\parallel \vec{v}_2 - \vec{v}_3$). For $|\tau| < \tau_*$, three shocks satisfy $\tau = \angle(\vec{v}_2, \vec{v}_3)$: strong-type (S), weak-type (W) and expansion (U; unphysical). W are transonic right of +, supersonic left.

We temporarily drop the last requirement and consider the *shock polar*: the curve of possible \vec{v}_3 for various shock-wall angles. In the setting of Figure 3 right, there are exactly two¹ points on the shock polar that yield \vec{v}_3 parallel to the wall. The corresponding shocks are called *weak* (W) and *strong* (S) in the literature; we prefer the terms *weak-type* and *strong-type*.

While every steady shock must have a supersonic upstream region, the downstream region may be subsonic (“transonic shock”) or supersonic (“supersonic shock”) or sonic. The weak-type shock can be any of these, but tends to be supersonic for the largest part of the parameter range. The strong-type shock is always transonic.

Which of these two choices will occur? Chen and Feldman [3] constructed Figure 1 center left for $\theta \approx 90^\circ$ with a *weak-type supersonic* shock. [7] obtained

¹There is a third point which belongs to the unphysical part of the shock polar, representing expansions shocks. For other parameters (incident shocks), there may be *no* reflected shock; in borderline cases there may be exactly one (called *critical-type*). In such cases some type of Mach reflection should be expected.

solutions for some $\theta \neq 90^\circ$, but still with *weak-type supersonic* shock.

In other cases global strong-type reflections are known to exist. Consider the initial data of Figure 4 left: a straight shock separates two constant-state regions. If the parameters (wall angle, velocities, shock angle) are chosen well, the strong-type reflected shock appearing for $t > 0$ will be precisely perpendicular to the opposite wall (Figure 4 center).

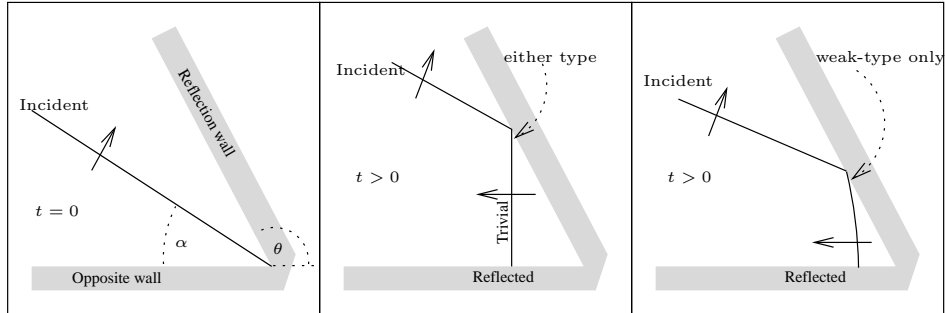


Figure 4: Left: initial data. Center: a trivial case of global transonic RR. Right: a perturbation that exists only for *weak-type* RR.

The local RR can be extended trivially into a global RR, with straight shocks separating constant states. In particular, a global *strong-type* RR of this kind is possible. However, [9] proves that this pattern is *structurally unstable*: when the parameters are perturbed, non-existence of a global strong-type RR can be shown in the class of flows that have C^1 reflected shocks as well as continuous density and velocity in the triangular region enclosed by reflected shock and wall corner. *Weak-type* transonic RR, on the other hand, is structurally stable in the same setting (see Figure 4 right), as [8] has shown.

Naturally we wonder whether the previously mentioned problems, classical RR (Figure 1) and supersonic wedge flow (Figure 2) allow some strong-type global RR for the *same* parameters that allow the already known solutions. This would constitute non-uniqueness examples for 2d compressible potential flow.

Uniqueness in *general* function classes is far beyond state-of-the-art techniques. Even uniqueness in L^∞ or BV of a *constant* state in 2d compressible potential² flow appears to be open (it is known for Euler flow, however [4, 5]). This is a particular motivation for the present article: if existence of a second solution for the same initial data could be shown, the initial-boundary value problem would be ill-posed. Indeed some researchers have suggested this is the case. While for Euler flow, various rigorous or numerical non-uniqueness examples are known [17, 18, 19, 20, 6, 13, 14], the author conjectures that it is caused by the presence of nonzero vorticity $\omega := \nabla \times \vec{v}$ and that uniqueness should hold

²In fact we are not aware of any proposals of admissibility criteria for multi-d compressible potential flow that apply to *general* function classes (as opposed to the Lax condition for piecewise smooth flow).

for potential flow (Euler flow with the assumption of irrotationality, $\omega \equiv 0$), if “weak admissible solution” is defined correctly.

Indeed, in the present article we prove that for potential flow neither classical regular reflection (Figure 1 center right) nor supersonic wedge (Figure 2 right) have a strong-type *global* RR solution, if we require (a) the reflected shocks to be C^1 and (b) the region between reflected shock and wall to have continuous velocity and density.

2 Self-similar potential flow

2.1 Equations

2d isentropic Euler flow is a PDE system for a density field ρ and velocity field \vec{v} , consisting of the continuity equation

$$\rho_t + \nabla \cdot (\rho \vec{v}) = 0 \tag{1}$$

and the momentum equations

$$(\rho \vec{v})_t + \nabla \cdot (\rho \vec{v} \otimes \vec{v}) + \nabla p = 0$$

The pressure p is a strictly increasing smooth function of ρ . The *sound speed* c is

$$c = \sqrt{\frac{dp}{d\rho}(\rho)}.$$

In this paper we focus on polytropic pressure:

$$p(\rho) = \rho^\gamma$$

for some $\gamma \in [1, \infty)$.

If we assume irrotationality

$$\nabla \times \vec{v},$$

then we may take

$$\vec{v} = \nabla \phi$$

for a scalar potential ϕ . Assuming smooth flow, the momentum equations yield

$$\rho = \pi^{-1}(A - \phi_t - \frac{1}{2}|\nabla \phi|^2) \tag{2}$$

where A is a global constant and where

$$\frac{d\pi}{d\rho} = \frac{1}{\rho} \cdot \frac{dp}{d\rho} = \rho^{-1} c^2. \tag{3}$$

The remaining continuity equation (1) is *unsteady potential flow*.

For any $t \neq 0$ we may change from standard coordinates (t, x, y) to *similarity coordinates* (t, ξ, η) with $\vec{\xi} = (\xi, \eta) = (x/t, y/t)$. A flow is *self-similar* if ρ, \vec{v} are functions of ξ, η alone, without explicit dependence on t .

In potential flow, self-similarity corresponds to the ansatz

$$\phi(t, x, y) = t\psi(x/t, y/t).$$

By differentiating the divergence form (1) of potential flow and using (2) and (3), we obtain the non-divergence form

$$(c^2 I - (\nabla\psi - \vec{\xi})^2) : \nabla^2\psi = 0. \quad (4)$$

Here $A : B$ is the Frobenius product $\text{tr}(A^T B)$, $\vec{w}^2 := \vec{w} \otimes \vec{w} = \vec{w}\vec{w}^T$ (not $\vec{w}^T \vec{w}$) and ∇^2 is accordingly the Hessian. In coordinates:

$$(c^2 - (\psi_\xi - \xi)^2)\psi_{\xi\xi} - 2(\psi_\xi - \xi)(\psi_\eta - \eta)\psi_{\xi\eta} + (c^2 - (\psi_\eta - \eta)^2)\psi_{\eta\eta} = 0.$$

It is sometimes more convenient to use the *pseudo-potential*

$$\chi := \psi - \frac{1}{2}|\vec{\xi}|^2 \quad (5)$$

which yields

$$(c^2 I - \nabla\chi^2) : \nabla^2\chi + 2c^2 - |\nabla\chi|^2 = 0. \quad (6)$$

We choose $A = 0$ (by adding a constant to χ) so that

$$\rho = \pi^{-1}\left(-\chi - \frac{1}{2}|\nabla\chi|^2\right) \quad (7)$$

Self-similar potential flow is a second-order PDE of *mixed type*; the local type is determined by the coefficient matrix $c^2 I - \nabla\chi^2$ which is positive definite if and only if $L < 1$, where

$$L := \frac{|\vec{z}|}{c} = \frac{|\vec{v} - \vec{x}/t|}{c}$$

is called *pseudo-Mach number*; for $L > 1$ the equation is hyperbolic.

2.2 Symmetries

Potential flow, like Euler and Navier-Stokes, has important symmetries that will simplify our discussion. First, it is invariant under rotation. Second, (6) is clearly translation-invariant: if $\chi(\vec{\xi})$ is a solution, so is $\chi(\vec{\xi} - \vec{w})$. But in contrast to the steady flow, translation-invariance is not indifference of physics to the location of an experiment; rather, it is the much less trivial invariance under change of *inertial frame*. In (t, x, y) coordinates it corresponds to a change of observer

$$\vec{v} \leftarrow \vec{v} - \vec{w}, \quad \vec{\xi} = \vec{x}/t \leftarrow \vec{\xi} - \vec{w},$$

where \vec{w} is the velocity of the new observer relative to the old one. Obviously the *pseudo-velocity*

$$\vec{z} := \nabla\chi = \nabla\psi - \vec{\xi} = \vec{v} - \vec{\xi}$$

does not change.

2.3 Slip condition

At a solid wall we impose the usual *slip condition*:

$$0 = \nabla\chi \cdot \vec{n} = \nabla\psi \cdot \vec{n} - \vec{\xi} \cdot \vec{n} = \vec{v} \cdot \vec{n} - \vec{\xi} \cdot \vec{n} = \vec{z} \cdot \vec{n}. \quad (8)$$

In the frame of reference of an observer travelling on the wall, the slip condition takes the more familiar form

$$0 = \vec{v} \cdot \vec{n}, \quad (9)$$

since the observer velocity $\vec{\xi}$ must satisfy $\vec{\xi} \cdot \vec{n} = 0$.

2.4 Shock conditions

The weak solutions of potential flow are defined by the divergence-form continuity equation (1). Its self-similar form is

$$\nabla \cdot (\rho \nabla \chi) + 2\rho = 0.$$

The corresponding Rankine-Hugoniot condition on a shock is

$$\rho_u z_u^n = \rho_d z_d^n \quad (10)$$

where u, d indicate the limits on the *upstream* and *downstream* side and z^n, z^t are the normal and tangential component of \vec{z} . As the equation is second-order, we must additionally require continuity of the potential:

$$\psi^u = \psi^d. \quad (11)$$

By taking a tangential derivative, we obtain

$$z_u^t = z_d^t =: z^t \quad (12)$$

It is easy to verify that translation- and rotation-invariance carry over to weak solutions.

Observing that $\sigma = \vec{\xi} \cdot \vec{n}$ is the shock speed, we obtain the more familiar form

$$\rho_u v_u^n - \rho_d v_d^n = \sigma(\rho_u - \rho_d), \quad (13)$$

$$v_u^t = v_d^t =: v^t. \quad (14)$$

Fix the unit shock normal \vec{n} so that $z_u^n > 0$ (i.e. \vec{n} is pointing *downstream*) which implies $z_d^n > 0$ as well. To avoid expansion shocks we must require the admissibility condition

$$z_u^n \geq z_d^n, \quad (15)$$

which is equivalent to

$$v_u^n \geq v_d^n. \quad (16)$$

We chose the unit tangent \vec{t} to be 90° counterclockwise from \vec{n} .

By (14) the tangential components of the velocity are continuous across the shock, so the velocity jump is normal. Assuming $v_u^n > v_d^n$ (positive shock strength), we can express the downstream shock normal as

$$\vec{n} = \frac{\vec{v}_u - \vec{v}_d}{|\vec{v}_u - \vec{v}_d|}. \quad (17)$$

If a shock meets a wall, with continuous ρ, \vec{v} on the u, d sides near the meeting point, then \vec{z}_u and \vec{z}_d must be tangential to the wall, by the slip condition 8. Since $\vec{z}_u - \vec{z}_d$ is nonzero and normal to the shock, the shock must meet the wall at a *right* angle.

2.5 Shock polar

In our problem the upstream regions are constant and determined. Let ψ be the potential in the downstream region, ψ^I the (linear) potential upstream (ditto for χ, ρ, z, v, \dots). We substitute (11), (7), (17) and (5) into (10) to obtain the shock condition

$$g(\nabla\psi, \vec{\xi}) = 0 \quad (18)$$

where

$$\begin{aligned} g(\vec{v}, \vec{\xi}) &:= \left(\pi^{-1} \left[-(\psi^I(\vec{\xi}) - \frac{1}{2}|\vec{\xi}|^2) - \frac{1}{2}|\vec{v} - \vec{\xi}|^2 \right] (\vec{v} - \vec{\xi}) - \rho^I(\vec{v}^I - \vec{\xi}) \right) \cdot \frac{\vec{v}^I - \vec{v}}{|\vec{v}^I - \vec{v}|} \\ &= \left(\pi^{-1} \left[-\psi^I(\vec{\xi}) + \vec{v} \cdot \vec{\xi} - \frac{1}{2}|\vec{v}|^2 \right] (\vec{v} - \vec{\xi}) - \rho^I(\vec{v}^I - \vec{\xi}) \right) \cdot \frac{\vec{v}^I - \vec{v}}{|\vec{v}^I - \vec{v}|}. \end{aligned} \quad (19)$$

g is smooth away from $\vec{v} = \vec{v}^I$ (which corresponds to a vanishing shock).

For any $\vec{\xi}_T$ such that $\vec{\xi}_T - \vec{\xi} \perp \vec{n} = (\vec{v}_I - \vec{v})/|\vec{v}_I - \vec{v}|$ we have $\psi^I(\vec{\xi}_T) = \psi^I(\vec{\xi}) + \vec{v}_I \cdot (\vec{\xi}_T - \vec{\xi})$, so

$$\begin{aligned} g(\vec{v}, \vec{\xi}_T) &= \left(\pi^{-1} \left[-\psi^I(\vec{\xi}_T) + \vec{v} \cdot \vec{\xi}_T - \frac{1}{2}|\vec{v}|^2 \right] (\vec{v} - \vec{\xi}_T) - \rho^I(\vec{v}^I - \vec{\xi}_T) \right) \cdot \vec{n} \\ &= \left(\pi^{-1} \left[-\psi^I(\vec{\xi}) - \vec{v}_I \cdot (\vec{\xi}_T - \vec{\xi}) + \vec{v} \cdot (\vec{\xi}_T - \vec{\xi}) + \vec{v} \cdot \vec{\xi} - \frac{1}{2}|\vec{v}|^2 \right] (\vec{v} - \vec{\xi}) - \rho^I(\vec{v}^I - \vec{\xi}) \right) \cdot \vec{n} \\ &\quad + \pi^{-1} \left[-\psi^I(\vec{\xi}_T) + \vec{v} \cdot \vec{\xi}_T - \frac{1}{2}|\vec{v}|^2 \right] \underbrace{(\vec{\xi} - \vec{\xi}_T) \cdot \vec{n}}_{=0} - \rho^I \underbrace{(\vec{\xi} - \vec{\xi}_T) \cdot \vec{n}}_{=0} \\ &= \left(\pi^{-1} \left[-\psi^I(\vec{\xi}) + \underbrace{(\vec{v} - \vec{v}_I) \cdot (\vec{\xi}_T - \vec{\xi})}_{\|\vec{n}\|} + \vec{v} \cdot \vec{\xi} - \frac{1}{2}|\vec{v}|^2 \right] (\vec{v} - \vec{\xi}) - \rho^I(\vec{v}^I - \vec{\xi}) \right) \cdot \vec{n} = g(\vec{v}, \vec{\xi}) \end{aligned} \quad (20)$$

as well. This corresponds to the well-known physical feature that if the downstream \vec{v}, ρ and shock tangent T satisfy the shock relations in $\vec{\xi}$ (so that $g(\vec{v}, \vec{\xi}) = 0$), then also in $\vec{\xi}_T$ for any $\vec{\xi}_T$ on the tangent T through $\vec{\xi}$.

Using (3) and assuming ψ locally satisfies the shock conditions (18) and (11) (equivalently (10) and (11)), we compute the derivatives:

$$\nabla_{\vec{v}} \frac{\vec{v}^I - \vec{v}}{|\vec{v}^I - \vec{v}|} = -|\vec{v}^I - \vec{v}|^{-1} (I - (\frac{\vec{v}^I - \vec{v}}{|\vec{v}^I - \vec{v}|})^2) = -|\vec{v}^I - \vec{v}|^{-1} (I - \vec{n}^2) = -|\vec{v}^I - \vec{v}|^{-1} \vec{t}^2$$

(we remind that $\vec{w}^2 = \vec{w}\vec{w}^T$) so that

$$g_{\vec{v}} := (\frac{\partial g}{\partial v^x}, \frac{\partial g}{\partial v^y}) = \rho \left(I - (\frac{\vec{v} - \vec{\xi}}{c})^2 \right) \vec{n} - \frac{\rho(\vec{v} - \vec{\xi}) - \rho^I(\vec{v}^I - \vec{\xi})}{|\vec{v}^I - \vec{v}|} \cdot \vec{t}^2. \quad (21)$$

Therefore

$$g_{\vec{v}} \cdot \vec{n} = \rho \left(1 - (\frac{z^n}{c})^2 \right) > 0 \quad (22)$$

for admissible shocks (with nonzero strength), so $g_{\vec{v}} \neq 0$ always. On the other hand

$$g_{\vec{v}} \cdot \vec{t} \stackrel{(12)}{=} \rho \left(-\frac{z^t z^n}{c^2} \right) - \frac{\rho - \rho^I}{|\vec{v}^I - \vec{v}|} z^t = -z^t \left(\underbrace{\rho \frac{z^n}{c^2}}_{>0} + \underbrace{(\rho - \rho^I)}_{>0} |\vec{v}^I - \vec{v}|^{-1} \right) \quad (23)$$

so that

$$\text{sgn}(g_{\vec{v}} \cdot \vec{t}) = -\text{sgn } z^t. \quad (24)$$

The shock polar (see Figure 3) is the curve of \vec{v} obtained by holding the shock in a fixed $\vec{\xi}$ and keeping the upstream state fixed while varying the normal. Therefore the shock polar is the curve of solutions \vec{v} of

$$g(\vec{v}, \vec{\xi}) = 0.$$

Hence

$$g_{\vec{v}}(\vec{v}, \vec{\xi}) \perp \text{shock polar} \quad \text{in } \vec{v},$$

by the implicit function theorem.

In Figure 3 right the point N of the polar corresponds to a *pseudo-normal* shock: $z^t = 0$. In N , the normal $g_{\vec{v}}$ points (by (22)) in the same direction as

$$\vec{n} = \frac{\vec{v}_2 - \vec{v}_3}{|\vec{v}_2 - \vec{v}_3|},$$

hence (for a \vec{v}_3 ending in N and \vec{v}_2 as shown) left. Therefore $g_{\vec{v}}$ is an *inner* normal³ to the admissible part of the shock polar.

In local RR the reflected shock must yield \vec{v}_3 parallel to the wall. In Figure 3 right, \vec{v} for the weak-type shock (base in origin, tip in W) yields $\vec{v} \cdot \vec{n} < 0$ for inner normals \vec{n} of the shock polar whereas \vec{v} for the strong-type shock (tip in K) yields $\vec{v} \cdot \vec{n} > 0$. A critical-type shock (see τ_* in Figure 3 right) is the limit of adjacent weak and strong types, so $\vec{v} \cdot \vec{n} = 0$. This motivates the following definition:

³not necessarily unit

Definition 1. A shock is called *weak-type* (in a particular point $\vec{\xi}$ in self-similar coordinates) if

$$g_{\vec{v}} \cdot \vec{z} < 0, \quad (25)$$

(where \vec{z} is still downstream), *strong-type* if > 0 , *critical-type* if $= 0$.

The definition has three pleasant properties: it coincides with the standard definition in the case of strictly convex polars, it generalizes the definition of weak/strong-type to non-convex cases⁴, and finally the sign condition is precisely what is needed for discussing elliptic corner regularity (see [8]).

[8, Theorem 1] asserts that the (physical part of the) shock polar is strictly convex for potential flow with polytropic pressure law, the case we consider here.

3 Considerations for transonic reflected shocks of either type

In this section we allow the reflected shock (transonic) to be any type. We show that after a change of coordinates the minimum of ψ over the elliptic region is attained in the reflection point. In the next section we focus on a strong-type reflected shock and obtain a contradiction by ruling out a minimum in the reflection point.

3.1 Classical regular reflection

Consider the possibility of a transonic (as in Figure 1 center right) global solution of classical regular reflection.

Using invariance under rotation and change of observer, we may assume coordinates have been chosen (see Figure 5 left and right) so that the constant velocity \vec{v}^I on the hyperbolic side of the reflected shock is vertical down and so that \vec{v} approaches 0 as we approach the reflection corner through the elliptic region E . Both combined, $\vec{v}^I - \vec{v} = \vec{v}^I$ — which is the shock normal, by (17) — is vertical down, so the tangent of the reflected shock is horizontal in the reflection point.

Let S be the reflected shock, A the reflection wall, B the opposite wall, B_I and A_I the parts above the shock while B_E and A_E are the segments below the shock; all these sets are meant to *exclude* endpoints. E is the elliptic region, I the hyperbolic region adjacent to B ; E, I are meant to be *open*. Let $\vec{\xi}_r$ be the reflection point. The unit normals \vec{n}_B of B and \vec{n}_A of A are chosen *outer* to E .

We assume⁵ $\psi \in C^1(\overline{E})$ so that $\rho\vec{v} \in C^0(\overline{E})$; we also assume \overline{S} (including endpoints) is C^1 . (ψ is affine in the hyperbolic regions, yielding constant ρ, \vec{v} .)

⁴In such cases, there may be three or more reflected shocks that yield \vec{v}_3 tangential to the wall.

⁵The notion of weak- and strong-type loses meaning if we do not require $\vec{v} = \nabla\psi$ to have the same limit on the shock and at the wall as we approach the reflection corner. The question studied in this paper makes no sense if we require less than C^1 regularity in the corner.

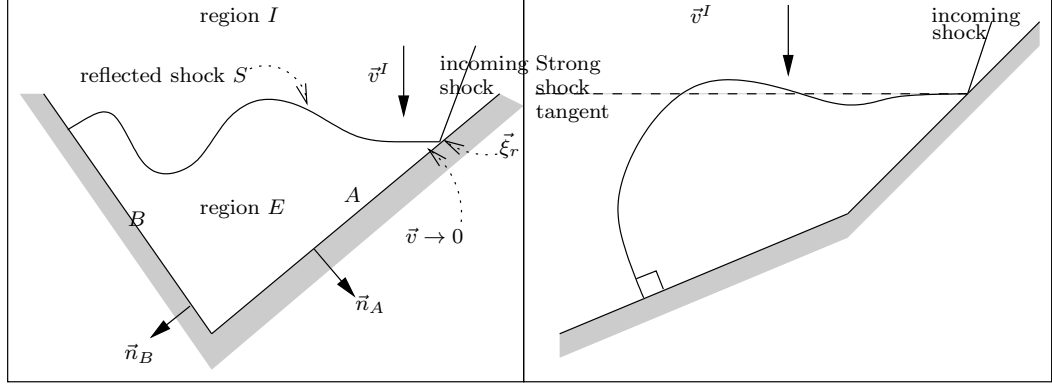


Figure 5: Two cases of wall-corner-induced RR.

From now on, ψ is always meant to be the restriction of ψ to \overline{E} , with limits on ∂E taken in E . In particular, “global” extremum refers to the extremum over \overline{E} .

Cases Consider the angle $\angle(\vec{v}^I, \vec{n}_B)$ between \vec{v}^I and \vec{n}_B . There are three cases: $> 90^\circ$, $= 90^\circ$, $< 90^\circ$ (the latter includes in particular all cases of classical RR).

For $= 90^\circ$, strong-type global reflection exists, as observed in the introduction. But otherwise we can prove non-existence. Consider the $< 90^\circ$ case.

If ψ was affine (ρ, \vec{v} constant), then the shock S would be straight and horizontal. But then it would meet the opposite wall B at an angle $\neq 90^\circ$ or not at all — contradiction. Therefore ψ is in particular not constant.

Extrema ψ is continuous, in particular, so it must attain a global minimum in \overline{E} which is compact. Assume ψ does *not* attain its minimum in the reflection point $\vec{\xi}_r$.

Opposite wall On B_I the slip condition (8) implies

$$0 = \underbrace{\vec{v}^I \cdot \vec{n}_B}_{>0} - \vec{\xi} \cdot \vec{n}_B \quad \Rightarrow \quad \vec{\xi} \cdot \vec{n}_B > 0.$$

$\vec{\xi} \cdot \vec{n}_B > 0$ is constant along B , so at B_E we also have

$$0 \stackrel{(8)}{=} \nabla \chi \cdot \vec{n}_B = \nabla \psi \cdot \vec{n}_B - \underbrace{\vec{\xi} \cdot \vec{n}_B}_{>0} \quad \Rightarrow \quad \nabla \psi \cdot \vec{n}_B > 0.$$

This rules out a local minimum at $\overline{B_E}$, including wall-wall and wall-shock corner. (In this step we see the key difference to the case $\angle(\vec{v}^I, \vec{n}_B) = 90^\circ$.)

Interior By the strong maximum principle, (4) does not allow local ψ extrema in the interior E , since we have already shown ψ is not constant.

Reflection wall By choice of coordinates,

$$\lim_{E \ni \vec{\xi} \rightarrow \vec{\xi}_r} \vec{v}(\vec{\xi}) = 0 \quad (26)$$

The slip condition at $\vec{\xi}_r$ is

$$0 = \nabla \chi \cdot \vec{n}_A = \nabla \psi \cdot \vec{n}_A - \vec{\xi}_r \cdot \vec{n}_A = \vec{v} \cdot \vec{n}_A - \vec{\xi}_r \cdot \vec{n}_A \stackrel{(26)}{=} -\vec{\xi}_r \cdot \vec{n}_A \quad .$$

This implies that for every other $\vec{\xi} \in A$

$$0 = \vec{\xi} \cdot \vec{n}_A$$

as well. Therefore the slip condition yields

$$0 = \nabla \psi \cdot \vec{n}_A - \vec{\xi} \cdot \vec{n}_A = \nabla \psi \cdot \vec{n}_A \quad \text{on } A_E.$$

Combined with (4) the Hopf lemma [11, Lemma 3.4] rules out a local minimum of ψ at A_E .

Shock Hence the global minimum of ψ can only be attained in a point $\vec{\xi} \in S$ at the shock, away from both endpoints, and since it is not attained in the reflection corner $\vec{\xi}_r$, necessarily

$$\psi(\vec{\xi}) < \psi(\vec{\xi}_r).$$

Combined with the shock condition

$$\psi \stackrel{(11)}{=} \psi^I = \psi^I(0) + \vec{v}^I \cdot \vec{\xi}$$

this implies $\eta_s > \eta_r$ since \vec{v}^I is vertical down (Figure 5). A ψ minimum requires

$$\nabla \psi \cdot \vec{t} = 0 \quad \text{in } \vec{\xi},$$

so that the shock is horizontal, as well as

$$\nabla \psi \cdot \vec{n} \geq 0 \quad \text{in } \vec{\xi},$$

where \vec{n} is the *downstream* normal, hence *inner* to E . Since the minimum is global, $\vec{\xi}$ is the highest point of \vec{E} , so \vec{n} points vertically down:

$$\psi_\eta(\vec{\xi}) \leq 0. \quad (27)$$

The reflected shock S is normal ($\vec{v}^I \parallel \vec{n}$) both at $\vec{\xi}_r$ and in $\vec{\xi}$, but higher in η_s . Being farther upstream in $\vec{\xi}$ coordinates corresponds to moving faster upstream in (t, \vec{x}) coordinates. A normal shock is the stronger the faster it moves

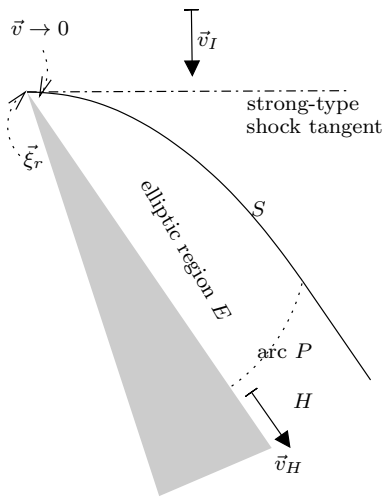


Figure 6: Transonic reflected shock in supersonic wedge flow.

upstream. With upstream velocity held fixed, that means the downstream velocity $\vec{v}_d \cdot \vec{n}$ becomes smaller (\vec{n} pointing downstream). In our context that means ψ_η increases. (This argument is contained in [10, Proposition 2.9] whose proof provides a detailed calculation.) Since $v^y = \psi_\eta = 0$ at $\vec{\xi}_r$ on the E side, necessarily

$$\psi_\eta(\vec{\xi}) > 0,$$

in contradiction to (27).

Conclusion We have ruled out a global minimum in every point of \overline{E} other than $\vec{\xi}_r$, so our original assumption was wrong:

Proposition 2. *For $\angle(\vec{v}^I, \vec{n}) \neq 90^\circ$, ψ is not constant and must attain⁶ its global minimum in $\vec{\xi}_r$.*

The arguments above apply to $< 90^\circ$; the case $> 90^\circ$ is analogous, using global maxima instead of minima, with obvious modifications.

3.2 Supersonic wedge flow

The arguments for the supersonic wedge are similar. We consider (see Figure 6) a transonic reflected shock at the wedge tip $\vec{\xi}_r$, with a hyperbolic upstream region with constant velocity \vec{v}^I , coordinates shifted and rotated so that \vec{v}^I is vertical down and so that \vec{v} converges to 0 as we approach the reflection point on the downstream side of the reflected shock.

⁶This is also true for $= 90^\circ$, but irrelevant, and would require some proof modifications.

The shock \bar{S} is assumed to be C^1 (including the endpoint $\vec{\xi}_r$). Below it and adjacent to $\vec{\xi}_r$ is the elliptic region E . E is bounded by a circular arc P (where (4) becomes parabolic, with $L = 1$), with an infinite hyperbolic region H with constant velocity \vec{v}_H on the other side. We assume $\psi \in C^1(\overline{E \cup H})$. The portion of S adjacent to H is straight and parallel to the wedge boundary (else the initial data would be different from the case of [10]).

Proposition 3. ψ is not constant in E and attains its global minimum in $\vec{\xi}_r$.

Proof. If ψ was affine ((ρ, \vec{v}) constant) in E , then the shock would be straight, but it has to become parallel to the downstream wall near infinity — contradiction to C^1 . So ψ is in particular not constant.

ψ must attain a global minimum over the compact region \overline{E} . Suppose it does not attain it in $\vec{\xi}_r$.

A global minimum of ψ in the interior or at the wall or shock (excluding endpoints) is ruled out in the same manner as above for classical reflection (with the wall in the same role as the reflection wall A_E). Also as before we note that due to (26) we have $\vec{\xi} \cdot \vec{n} = 0$ on the wall so that the slip condition (8) takes the form

$$0 = \vec{v} \cdot \vec{n}.$$

Therefore, the (constant) velocity \vec{v}_H in H must be parallel to the wall.

At H , the (constant) normal of S points down and left, so since the upstream velocity \vec{v}^I is vertical down and — for an admissible shock — larger than the downstream velocity \vec{v}_H , (17) implies \vec{v}_H points down and right. Therefore

$$\nabla \psi \cdot \vec{n}_{E \rightarrow H} > 0 \quad \text{on } \overline{P},$$

where $\vec{n}_{E \rightarrow H}$ is the unit normal of P outer to E . Hence ψ cannot attain a local minimum at P . All minimum locations in E other than $\vec{\xi}_r$ have been ruled out. \square

4 Non-existence for strong-type shocks

We have shown that minima can only be attained in the reflection point. Now we assume, in addition, that the reflected shock is strong-type and obtain a contradiction: the minimum cannot be attained in the reflection corner either.

Suppose ψ does have a strict local minimum in $\vec{\xi}_r$ (again the case of maxima is analogous). We will obtain a contradiction by constructing a subsolution Ψ .

Uniform coordinates For convenience we may rotate and mirror-reflect, to bring the reflection corner of either problem into the coordinates of Figure 7, with the wall A emanating into positive horizontal direction from $\vec{\xi}_r$ and T emanating into the first quadrant. (Since we *preserve* the origin of similarity coordinates $\vec{\xi}_r$, this does not change the values of ψ which still attains a local minimum in $\vec{\xi}_r$.)

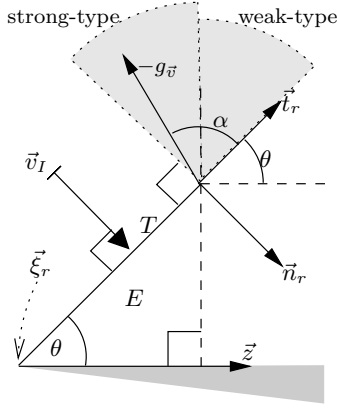


Figure 7: Near the reflection point.

Boundary conditions On the shock S we use the shock condition (18). Let T be the shock tangent in the reflection point $\vec{\xi}_r$, \vec{n}_r the downstream normal of T and \vec{t}_r the corresponding tangent (counterclockwise from \vec{n}_r , by convention). Set

$$\alpha := \angle(\vec{t}_r, -g_{\vec{v}}(0, \vec{\xi}_r)), \quad (28)$$

where $\angle(\vec{a}, \vec{b})$ is the counterclockwise angle from \vec{a} to \vec{b} . By Definition 1, the shock is strong-type in $\vec{\xi}_r$ if and only if

$$-g_{\vec{v}}(0, \vec{\xi}_r) \cdot \vec{z} < 0.$$

$\vec{z}(\vec{\xi}_r)$ is tangential to the wall, hence horizontal, and pointing downstream, hence right:

$$z^x(\vec{\xi}_r) > 0, \quad z^y(\vec{\xi}_r) = 0. \quad (29)$$

Therefore $\vec{z}_r \cdot \vec{t}_r > 0$ so that

$$-g_{\vec{v}}(0, \vec{\xi}_r) \cdot \vec{t}_r \stackrel{(24)}{>} 0. \quad (30)$$

Moreover

$$-g_{\vec{v}}(0, \vec{\xi}_r) \cdot \vec{n}_r \stackrel{(22)}{<} 0. \quad (31)$$

Both combined (see Figure 7):

$$\alpha + \theta \begin{cases} \in (\theta, 90^\circ), & \text{shock weak-type,} \\ = 90^\circ, & \text{shock critical-type,} \\ \in (90^\circ, 90^\circ + \theta), & \text{shock strong-type.} \end{cases} \quad (32)$$

Dilation $\vec{v}(\vec{\xi}_r) = 0$ by choice (26), so

$$\vec{\xi}_r = \vec{z}(\vec{\xi}_r) - \vec{v}(\vec{\xi}_r) = \vec{z}(\vec{\xi}_r) \stackrel{(8)}{\parallel} \text{wall (horizontal)},$$

and moreover in $\vec{\xi}_r$ the PDE (4) has the form

$$(I - c^{-2}\vec{\xi}_r\vec{\xi}_r^T) : \nabla^2\psi \stackrel{(4)}{=} 0; \quad (33)$$

we may change coordinates by dilating in the horizontal direction to transform the PDE to

$$\Delta\psi = 0.$$

The wall boundary condition remains $\psi_\eta = 0$, and while $g_{\vec{v}}(0, \vec{\xi}_r)$, α , θ may change to some $\tilde{g}_{\vec{v}}$, $\tilde{\alpha}$, $\tilde{\theta}$, the property

$$90^\circ < \tilde{\alpha} + \tilde{\theta} < 180^\circ \quad (34)$$

(compare (32)) is *preserved* by the dilation (see Figure 7).

Subsolution Now change to polar coordinates (r, ϕ) centered in the reflection point $\vec{\xi}_r$. We let $\phi = 0^\circ$ represent the wall while $\phi = \theta$ represents [the image under dilation of] T .

We seek Ψ in the form

$$\Psi(r, \phi) = \psi^I(\vec{\xi}_r) + \epsilon r \cos(\beta\phi) \quad (35)$$

where $\epsilon \in (0, 1)$ will be small while $\beta \in (0, 1)$ will be taken close to 1.

$$\Psi_r = \epsilon \cos(\beta\phi), \quad r^{-1}\Psi_\phi = -\epsilon\beta \sin(\beta\phi),$$

so

$$|\nabla\Psi| = O(\epsilon) \quad \text{as } r \downarrow 0; \quad (36)$$

moreover on the wall $\phi = 0^\circ$ the slip condition

$$0 = \nabla\Psi \cdot \vec{n} = -r^{-1}\Psi_\phi = \epsilon\beta \sin(\beta\phi) \quad (37)$$

is already satisfied.

$$|\nabla^2\Psi| = O(\epsilon r^{-1}) \quad \text{as } r \downarrow 0.$$

In the interior near $\vec{\xi}_r$,

$$-\Delta\Psi = -\Psi_{rr} - r^{-1}\Psi_r - r^{-2}\Psi_{\phi\phi} = \epsilon r^{-1} \underbrace{(\beta^2)}_{<1} - 1 \underbrace{\cos(\beta\phi)}_{>0} \leq -\delta\epsilon r^{-1} \quad (38)$$

for some $\delta = \delta(\beta) > 0$ independent of $\epsilon, \vec{\xi}$, since $\beta \in (0, 1)$ and $\theta \in (0^\circ, 90^\circ)$ imply $\beta\phi \in \mathbb{C} (0^\circ, 90^\circ)$. On the reflection point shock tangent T ,

$$\begin{aligned} -\frac{\tilde{g}_{\vec{v}}}{|\tilde{g}_{\vec{v}}|} \cdot \nabla \Psi &= \Psi_r \cos \tilde{\alpha} + r^{-1} \Psi_\phi \sin \tilde{\alpha} \\ &= \epsilon (\cos(\beta\tilde{\theta}) \cos \tilde{\alpha} - \beta \sin(\beta\tilde{\theta}) \sin \tilde{\alpha}) \\ &= \epsilon \underbrace{((1-\beta) \cos \tilde{\alpha} \cos(\beta\tilde{\theta}))}_{\approx 0} + \underbrace{\beta \cos(\tilde{\alpha} + \beta\tilde{\theta})}_{< 0} \leq -\epsilon\delta \end{aligned}$$

for some $\delta > 0$ independent of $\epsilon, \vec{\xi}$ if we choose $\beta < 1$ sufficiently close to 1, because (34) implies

$$90^\circ < \tilde{\alpha} + \beta\tilde{\theta} < 180^\circ \quad \text{for } \beta \approx 1$$

We obtain

$$-\tilde{g}_{\vec{v}} \cdot \nabla \Psi \leq -\epsilon\delta \quad (39)$$

for a modified $\delta > 0$. Finally, note that

$$\psi_r(0, 0) - \Psi_r(0, 0) \stackrel{(26)}{\stackrel{(35)}}{=} 0 - \epsilon \cos(\beta \cdot 0) = -\epsilon < 0$$

so that $r \mapsto \psi(r, 0) - \Psi(r, 0)$ is strictly decreasing in $r = 0$; hence

$$\psi - \Psi \text{ does not attain a local minimum in } \vec{\xi}_r. \quad (40)$$

Undiluted coordinates We return to undiluted coordinates. Change the definition of r to the comparable $r := |\vec{\xi} - \vec{\xi}_r|$ from now on. Then

$$-g_{\vec{v}}(0, \vec{\xi}_r) \cdot \nabla \Psi(\vec{\xi}) \stackrel{(39)}{\leq} -\delta\epsilon \quad (41)$$

and

$$-[I - c(\vec{\xi}_r)^{-2} \nabla \chi(\vec{\xi}_r)^2] : \nabla^2 \Psi(\vec{\xi}) \stackrel{(38)}{\leq} -\delta\epsilon r^{-1} \quad (42)$$

for some other $\delta > 0$ independent of $\epsilon, \vec{\xi}$.

$$0 = \nabla \Psi \cdot \vec{n} \quad \text{on the wall} \quad (43)$$

is unchanged (from (37)) since the dilation was in the wall direction.

We focus on a small ball $B_R(\vec{\xi}_r)$ with radius $R > 0$ centered in $\vec{\xi}_r$. Since $\psi - \Psi$ is continuous on the compact set $\overline{E} \cap \overline{B}_R(\vec{\xi}_r)$, it must attain a minimum on that set. We have already excluded a local minimum in $\vec{\xi}_r$ in (40). On the other hand $\psi(\vec{\xi}_r) - \Psi(\vec{\xi}_r) = 0$, so that the actual minimum must be *negative*. The rest of the compact set is covered by $\partial B_R(\vec{\xi}_r) \cap \overline{E}$ (arc), $S \cap B_R(\vec{\xi}_r)$ (shock), $A \cap B_R(\vec{\xi}_r)$ (wall), and $E \cap B_R(\vec{\xi}_r)$ (interior).

Interior Using $\psi \in C^1(\bar{E})$ and therefore $\nabla\chi, c \in C^0(\bar{E})$, we have for $\vec{\xi} \in B_R(\vec{\xi}_r) \cap E$ that

$$\begin{aligned} -[I - c(\vec{\xi})^{-2}\nabla\chi(\vec{\xi})^2] : \nabla^2\Psi(\vec{\xi}) &= -[I - c(\vec{\xi}_r)^{-2}\nabla\chi(\vec{\xi}_r)^2 + o_r(1)] : \underbrace{\nabla^2\Psi}_{=O(\epsilon r^{-1})} \\ &\stackrel{(42)}{\leq} (-\delta r^{-1} + o(r^{-1}))\epsilon < 0. \end{aligned} \quad (44)$$

if $R > r > 0$ is sufficiently small. Hence

$$-[I - c^{-2}\nabla\chi^2] : \nabla^2(\psi - \Psi) \stackrel{(4)}{>} 0 \quad \text{on } B_R(\vec{\xi}_r) \cap E \quad (45)$$

so that $\psi - \Psi$ cannot have a local minimum in $E \cap B_R(\vec{\xi}_r)$, by the weak maximum principle.

At the wall The Hopf lemma [11, Lemma 3.4], using (45) and $\nabla(\psi - \Psi) \cdot \vec{n} = 0$ (by (43)), rules out a local minimum at the wall.

At the shock Now assume $\psi - \Psi$ has a *negative* minimum in $\vec{\xi} \in S \cap B_R(\vec{\xi}_r)$. Then

$$\psi - \Psi < 0 \quad \text{and} \quad (46)$$

$$\nabla(\psi - \Psi) \cdot \vec{t} = 0 \quad \text{and} \quad (47)$$

$$\nabla(\psi - \Psi) \cdot \vec{n} \geq 0 \quad \text{in } \vec{\xi} \quad (48)$$

(again \vec{n} is the *downstream* normal, hence *inner*).

Let $\vec{\xi}_T$ be the closest point on T to $\vec{\xi}$. Then

$$\psi(\vec{\xi}) \stackrel{(11)}{=} \psi^I(\vec{\xi}) = \psi^I(\vec{\xi}_T) + \vec{v}_I \cdot (\vec{\xi} - \vec{\xi}_T) = \psi^I(\vec{\xi}_r) + \underbrace{\vec{v}_I \cdot (\vec{\xi}_T - \vec{\xi}_r)}_{=0} + \underbrace{\vec{v}_I \cdot (\vec{\xi} - \vec{\xi}_T)}_{\neq 0}$$

since $\vec{v}_I \perp T \parallel \vec{\xi}_T - \vec{\xi}_r$ and $\vec{\xi}_r, \vec{\xi}_T \in T$. On the other hand

$$\psi(\vec{\xi}) \stackrel{(46)}{<} \Psi(\vec{\xi}) \stackrel{(35)}{=} \psi^I(\vec{\xi}_r) + O(\epsilon R)$$

Combining both and using that $\|\vec{\xi}_T - \vec{\xi}\| \vec{v}_I$ we obtain

$$|\vec{\xi}_T - \vec{\xi}| = O(\epsilon R) \quad (49)$$

Moreover (47) and (48) yield

$$\nabla\psi(\vec{\xi}) = a\vec{n}(\vec{\xi}) + \nabla\Psi(\vec{\xi}) \quad \text{where } a \geq 0 \quad . \quad (50)$$

(22) yields

$$g_{\vec{n}}(\nabla\psi(\vec{\xi}), \vec{\xi}) \cdot \vec{n}(\vec{\xi}) \geq C > 0 \quad (51)$$

where C does not depend on R, ϵ .

$$\nabla\psi(\vec{\xi}) = \underbrace{\nabla\psi(\vec{\xi}_r)}_{\stackrel{(26)}{=}0} + o_r(1) \quad ,$$

so we obtain for $t \in [0, 1]$ and $\vec{\xi}_T$ as above that

$$\begin{aligned} g_{\bar{v}}(t\nabla\psi(\vec{\xi}), \vec{\xi}_T) \cdot \vec{n}(\vec{\xi}) &= [g_{\bar{v}}(\nabla\psi(\vec{\xi}), \vec{\xi}) + (1-t)O(|\nabla\psi(\vec{\xi})|) + O(|\vec{\xi} - \vec{\xi}_T|)] \cdot \vec{n}(\vec{\xi}) \\ &= [g_{\bar{v}}(\nabla\psi(\vec{\xi}), \vec{\xi}) + o_R(1) + O(\epsilon R)] \cdot \vec{n}(\vec{\xi}) \stackrel{(51)}{\geq} C + o_R(1) \geq 0 \end{aligned} \quad (52)$$

for $R > 0$ sufficiently small, *not* depending on ϵ . Moreover, (41) yields

$$\begin{aligned} g_{\bar{v}}(t\nabla\psi(\vec{\xi}), \vec{\xi}_T) \cdot \nabla\Psi(\vec{\xi}) &= [g_{\bar{v}}(0, \vec{\xi}_r) + \underbrace{O(|t\nabla\psi(\vec{\xi})|)}_{=o_R(1)} + \underbrace{O(|\vec{\xi}_T - \vec{\xi}_r|)}_{=O(R)}] \cdot \underbrace{\nabla\Psi(\vec{\xi})}_{\stackrel{(36)}{=}O(\epsilon)} \\ &\stackrel{(41)}{\geq} (\delta + o_R(1))\epsilon \geq \frac{\delta}{2}\epsilon \end{aligned} \quad (53)$$

if R is sufficiently small, again *not* depending on ϵ . Finally,

$$\begin{aligned} 0 &= g(\nabla\psi(\vec{\xi}), \vec{\xi}) \stackrel{(49)}{=} g(\nabla\psi(\vec{\xi}), \vec{\xi}_T) + O(\epsilon R) \\ &= \underbrace{g(0, \vec{\xi}_T)}_{\stackrel{(20)}{=}g(0, \vec{\xi}_r)=0} + \int_0^1 g_{\bar{v}}(t\nabla\psi(\vec{\xi}), \vec{\xi}_T) dt \cdot \nabla\psi(\vec{\xi}) + O(\epsilon R) \\ &\stackrel{(50)}{=} \underbrace{a}_{\geq 0} \int_0^1 \underbrace{g_{\bar{v}}(t\nabla\psi(\vec{\xi}), \vec{\xi}_T) \cdot \vec{n}(\vec{\xi})}_{\stackrel{(52)}{\geq 0}} dt + \int_0^1 \underbrace{g_{\bar{v}}(t\nabla\psi(\vec{\xi}), \vec{\xi}_T) \cdot \nabla\Psi(\vec{\xi})}_{\stackrel{(53)}{\geq \frac{1}{2}\delta\epsilon}} dt + O(\epsilon R) \\ &\geq \left(\frac{1}{2}\delta + O(R)\right)\epsilon > 0 \end{aligned}$$

if R is sufficiently small, depending on δ but *not* on ϵ .

We have a contradiction. Hence $\psi - \Psi$ cannot have a negative minimum at $\vec{\xi} \in S \cap B_r(\vec{\xi}_r)$.

Arc ψ has a strict local minimum in $\vec{\xi}_r$, so $\psi(\vec{\xi}) > \psi(\vec{\xi}_r) = \psi^I(\vec{\xi}_r)$ for every $\vec{\xi} \in \partial B_R(\vec{\xi}_r) \cap \bar{E}$. By continuity of ψ and compactness of $\partial B_R(\vec{\xi}_r) \cap \bar{E}$,

$$\min_{\partial B_R(\vec{\xi}_r) \cap \bar{E}} (\psi - \psi^I(\vec{\xi}_r)) > 0$$

On the other hand

$$\max_{\partial B_R(\vec{\xi}_r) \cap \bar{E}} (\Psi - \psi^I(\vec{\xi}_r)) \stackrel{(35)}{=} O(\epsilon)$$

so that

$$\min_{\partial B_R(\vec{\xi}_r) \cap \overline{E}} (\psi - \Psi) > 0$$

if ϵ is sufficiently small.

Since $\psi - \Psi = 0$ in $\vec{\xi}_r$, this means $\psi - \Psi$ does not attain its minimum with respect to $\overline{B}_R(\vec{\xi}_r) \cap \overline{E}$ on $\partial B_R(\vec{\xi}_r) \cap \overline{E}$. Since all possible locations for minima have been ruled out, we obtain a contradiction.

Hence our assumption was wrong; ψ cannot attain its \overline{E} minimum in $\vec{\xi}_r$ either.

5 Conclusion

Combining the results from the previous two sections, we have shown that the \overline{E} -minimum of ψ cannot be attained in any point of \overline{E} , a contradiction to continuity of ψ and compactness of \overline{E} . Hence *global* regular reflections cannot be strong-type in the cases considered.

It is natural to wonder what else the global flow may be in each case. In some cases existence of transonic or supersonic weak-type regular reflection has been proven [3, 7, 8]. In other cases, numerical calculations (see [9, Figure 6]) suggest that Mach reflections should arise instead, or even a succession of a weak-type regular reflection followed by an additional Mach reflection.

References

- [1] M. Bae, Gui-Qiang Chen, and M. Feldman. Regularity of solutions to regular shock reflection for potential flow. *Invent. Math.*, 175(3):505–543, 2009.
- [2] S. Čanić, B. Keyfitz, and G. Lieberman. A proof of existence of perturbed steady transonic shocks via a free boundary problem. *Comm. Pure Appl. Math.*, 53(4):484–511, 2000.
- [3] Gui-Qiang Chen and M. Feldman. Global solutions to shock reflection by large-angle wedges for potential flow. *Annals of Math.*, 171(2):1067–1182, 2010.
- [4] C. Dafermos. The second law of thermodynamics and stability. *Arch. Rat. Mech. Anal.*, 70:167–179, 1979.
- [5] R.J. DiPerna. Uniqueness of solutions to hyperbolic conservation laws. *Indiana U. Math. J.*, 28:137–188, 1979.
- [6] V. Elling. A possible counterexample to well-posedness of entropy solutions and to Godunov scheme convergence. *Math. Comp.*, 75:1721–1733, 2006.

- [7] V. Elling. Regular reflection in self-similar potential flow and the sonic criterion. Submitted. See also arxiv:0710.0104, 2007.
- [8] V. Elling. Counterexamples to the sonic criterion. *Arch. Rat. Mech. Anal.*, 194(3):987–1010, Dec. 2009.
- [9] V. Elling. Instability of strong regular reflection and counterexamples to the detachment criterion. *SIAM J. Appl. Math.*, 70(4):1330–1340, 2009.
- [10] V. Elling and Tai-Ping Liu. Supersonic flow onto a solid wedge. *Comm. Pure Appl. Math.*, 61(10):1347–1448, 2008.
- [11] D. Gilbarg and N.S. Trudinger. *Elliptic Partial Differential Equations of Second Order*, volume 224 of *A Series of Comprehensive Studies in Mathematics*. Springer, 2nd edition, 1983.
- [12] P. Krehl and M. van der Geest. The discovery of the Mach reflection effect and its demonstration in an auditorium. *Shock Waves*, 1:3–15, 1991.
- [13] C. De Lellis and L. Székelyhidi Jr. On admissibility criteria for weak solutions of the Euler equations. *Arch. Rat. Mech. Anal.*, 195(1):225–260, Jan. 2010.
- [14] M.C. Lopes-Filho, J. Lowengrub, H.J. Nussenzweig Lopes, and Yuxi Zheng. Numerical evidence of nonuniqueness in the evolution of vortex sheets. *ESAIM:M2AN*, 40:225–237, 2006.
- [15] E. Mach and J. Wosyka. Über die Fortpflanzungsgeschwindigkeit von Explosionsschallwellen. *Sitzungsber. Akad. Wiss. Wien (II. Abth.)*, 72:44–52, 1875.
- [16] J. von Neumann. Oblique reflection of shocks. Technical Report 12, Navy Dep., Bureau of Ordnance, Washington, D.C., 1943. In: *Collected works*, v. 6, p. 238–299.
- [17] D. Pullin. On similarity flows containing two-branched vortex sheets. In R. Caflisch, editor, *Mathematical aspect of vortex dynamics*, pages 97–106. SIAM, 1989.
- [18] V. Scheffer. An inviscid flow with compact support in space-time. *J. Geom. Anal.*, 3:343–401, 1993.
- [19] A. Shnirelman. On the nonuniqueness of weak solutions of the Euler equation. *Comm. Pure Appl. Math.*, 50:1261–1286, 1997.
- [20] A. Shnirelman. Weak solutions with decreasing energy of the incompressible Euler equations. *Comm. Math. Phys.*, 210:541–603, 2000.
- [21] Yuxi Zheng. Two-dimensional regular shock reflection for the pressure gradient system of conservation laws. *Acta Math. Appl. Sin. Engl. Ser.*, 22(2):177–210, 2006.