

Fluctuating pancake vortices revealed by dissipation of Josephson vortex lattice

A. E. Koshelev

Materials Science Division, Argonne National Laboratory, Argonne, Illinois, 60439, USA

A. I. Buzdin

Institut Universit  de France and Universit  de Bordeaux, LOMA, UMR 5798, F-33405 Talence, France

I. Kakeya

*Department of Electronic Science and Engineering,
Kyoto University, Nishikyo, Kyoto 615-8510 Japan*

T. Yamamoto and K. Kadowaki

Institute of Materials Science, University of Tsukuba, Tsukuba, Ibaraki 305-8573 Japan

(Dated: November 20, 2021)

In strongly anisotropic layered superconductors in tilted magnetic fields the Josephson vortex lattice coexists with the lattice of pancake vortices. Due to the interaction between them, the dissipation of the Josephson-vortex lattice occurs to be very sensitive to the presence of the pancake vortices. If the c -axis magnetic field is smaller than the corresponding lower critical field, the pancake stacks are not formed but the individual pancakes may exist in the fluctuational regime either near surface in large-size samples or in the central region for small-size mesas. We calculate the contribution of such fluctuating pancake vortices to the c -axis conductivity of the Josephson vortex lattice and compare the theoretical results with measurements on small mesas fabricated out of $\text{Bi}_2\text{Sr}_2\text{CaCu}_2\text{O}_{8+\delta}$ crystals. A fingerprint of fluctuating pancakes is characteristic exponential dependence of the c -axis conductivity observed experimentally. Our results provide strong evidence of the existence of the fluctuating pancakes and their influence on the Josephson-vortex-lattice dissipation.

I. INTRODUCTION

Vortex physics in layered superconductors is extremely rich and interesting. This is mostly related to the fact that the magnetic field parallel to the layers penetrates in the form of the Josephson vortices (JVs) [1] while the perpendicular field creates the stacks of the pancake vortices (PVs) [2]. In the tilted magnetic field the attractive interaction between JVs and PVs [3] leads to the creation of many unusual vortex states: mixed chain-lattice states [4], JVs decorated by PVs [5], etc (see as a review Ref. 6). The interaction between the PV and JV lattices is revealed also in their dynamic properties. Dynamics of the JV lattice in $\text{Bi}_2\text{Sr}_2\text{CaCu}_2\text{O}_{8+\delta}$ (Bi2212) mesas have been explored by several experimental groups [7–12]. Due to the weak intrinsic dissipation, the friction force acting on the moving JV lattice is small. That is why even the presence of a small amount of the PV stacks strongly affects the dynamic of the JVs. The physical reason is that the moving JVs induce displacements of the PVs which have large viscous friction due to the normal cores. This strongly enhances the JV friction leading to decrease of the measured c -axis resistivity of the sample. Recently, this effects has been studied in details in Refs. 13 and 14. To our knowledge, this is the only known situation in which adding vortices to a superconductor reduces its resistivity. Therefore, studying the dynamic properties of the JV lattice, we may obtain the information about the presence of the PVs.

In the present paper we use this tool to study the

penetration of the PVs in superconducting mesas of the Bi2212 intrinsic Josephson junctions. If the magnetic field is applied exactly along the layers, then the c -axis resistivity is governed by the friction force acting on the moving JV lattice. When the perpendicular component of magnetic field H_z is switched on, the PV stack can enter into the sample when H_z reaches the value of the perpendicular low critical field H_{c1}^c . [15]

The c -axis field penetration is rather special in the case of layered superconductors with weak Josephson coupling between the layers. Indeed, the field starts to penetrate in the form of the PVs created near the surface in the fluctuational regime. The energy of a single PV near the surface has been calculated in Ref. 16 (see also [17]) and above certain field (somewhat lower than H_{c1}^c) it has a minimum at distance of the order of London penetration depth λ from the surface. In small-size samples with lateral dimensions comparable with the London penetration depth this energy minimum appears in the center of the sample. The concentration of the fluctuation PVs is determined by this minimum energy, which, in turn, depends on the perpendicular magnetic field.

The presence of these fluctuational PVs increases the friction of the JVs and then it may be directly monitored by the measurement of the c -axis resistivity. We obtain a very characteristic exponential dependence of the c -axis conductivity vs H_z , reflecting the varying density of the thermally activated PVs near the surface or in the center of small samples. This dependence is clearly observed experimentally. These results demonstrate that the JVs

serve as a perfect tool to detect the presence of the PVs in the fluctuational regime.

The behavior of the JV lattice has special features in the mesas with lateral sizes of few Josephson lengths used in our experiments. In this case bulk interactions favoring the triangular lattice compete with edge interactions favoring the rectangular lattice. Due to this competition, the JV lattice undergoes a series of structural phase transitions between the triangular and rectangular configurations.[18, 19] The regions of rectangular lattice dominate at large fields. As in the rectangular lattice the in-plane current are absent, its interaction with PVs is very weak. Therefore the fluctuational PVs have strong influence only on dissipation of the triangular lattice. Due to commensurability effects, the c-axis resistivity has pronounced oscillations as function of the magnetic field.[10] The period of these oscillations changes from half flux quantum per junction at small fields to one flux quantum per junction at large fields [11, 12] and the crossover field between these regimes is proportional to mesa width.[19]

The article is organized as follows. In section II we describe theory of the effect. In particular, in subsection II A we derive the general formalism describing the response of the statistical ensemble of PVs in the static potential (creating by interaction with the surface) to the moving periodic potential (due to the interaction with moving JV lattice). We provide the expression for the resulting dissipation. In subsection II B 1 we detail the potential of the PV interaction with surface in presence of the perpendicular field H_z . We also consider potential energy of a PV in finite-size samples with simple geometries (strip and cylinder). The energy of the interaction between PV located near the surface and the dense lattice of the JVs is calculated in subsection II C. We analyze the general expression for the PV contribution to the JV lattice conductivity in section II D. In section III we present the experimental data on the c-axis conductivity of $\text{Bi}_2\text{Sr}_2\text{CaCu}_2\text{O}_{8+\delta}$ mesas with different lateral sizes in tilted magnetic field and compare the results with theoretical predictions.

II. THEORY

A. Fluctuation pancake vortices in static and moving periodic potentials: General consideration

We consider the geometry with the parallel-to-layers magnetic field directed along x-axis $H_{\parallel} = H_x$ and therefore, the perpendicular current (along c-axis) will drive the JV lattice along y-axis, see Fig. 1(a). The PV located at distance x will interact with the surface (yz plane) and with a current screening the perpendicular field H_z as well as with a moving JV lattice. The first two contributions are described by the static potential $U_0(x)$. The moving periodic potentials of the JV lattice is $\tilde{U}(x) \cos(ky - \omega t)$, corresponding to the veloc-

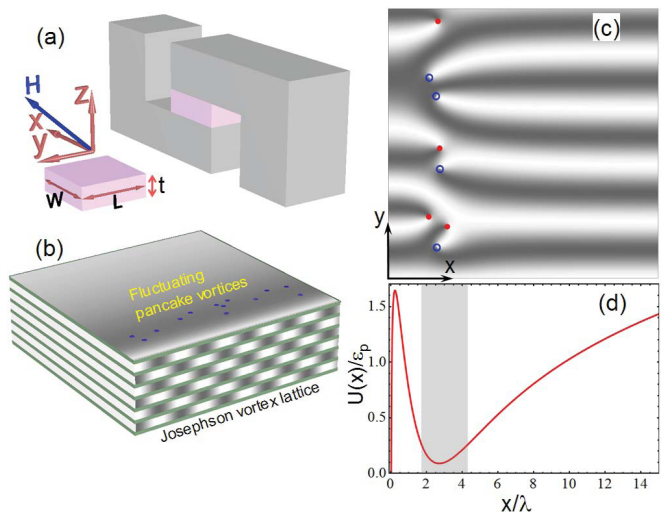


FIG. 1. (color online) These schematic figures illustrate mesa geometry and the interaction between the dense JV lattice and fluctuational PVs near the surface. (a) Right part shows outline of the structure fabricated from Bi2212 crystal to study c-axis transport through highlighted mesa region. Left part shows definitions of axes and mesa sizes. (b) Three-dimensional sketch of the JV lattice inside the junctions (front face) and the fluctuating PVs near the surface (top face). (c) The graylevel plot of the cosine of phase difference between two neighboring layers which have periodic modulation due to the JV lattice and perturbations due to randomly located PVs in two layers shown by open and closed circles. (d) The energy profile of PVs near the surface in the c-axis magnetic field close to the lower-critical field. The PV density is enhanced near the potential minimum. This highlighted region near the minimum of the potential gives dominating contribution to dissipation of the JV lattice.

ity $v = \omega/k$. This motion generates an electric field $E_z = H_x v/c$. Therefore, we are interested in the behavior of the PVs in the two-dimensional potential

$$U(\mathbf{r}, t) = U_0(x) + \tilde{U}(x) \cos(ky - \omega t). \quad (1)$$

We start from a general consideration of a model in which the PVs are considered as an ensemble of particles with concentration n in the external time-dependent potential $U(\mathbf{r}, t)$. The particle current \mathbf{j} [20] and particle-conservation equation are given by

$$\mathbf{j} = -D \left(\nabla n + \frac{\nabla U}{T} n \right), \quad (2)$$

$$\frac{\partial n}{\partial t} - D \nabla^2 \left(\nabla n + \frac{\nabla U}{T} n \right) = 0, \quad (3)$$

where D is the diffusion constant.

In the absence of the moving potential the particle current is naturally equal to zero and the equilibrium density $n_0(x) \propto \exp(-U_0(x)/T)$. [21] Introducing the perturbation for the density $\nu(\mathbf{r}, t)$ and current due to the moving

potential

$$n(\mathbf{r}, t) = n_0(x) [1 + \nu(\mathbf{r}, t)], \quad (4a)$$

$$\tilde{\mathbf{j}} = -D \left(\nabla \nu + \frac{\nabla \tilde{U}}{T} \right) n_0, \quad (4b)$$

we have the following equation for the small perturbation

$$\frac{\partial \nu}{\partial t} n_0 - D \nabla (n_0 \nabla \nu) = \frac{D}{T} \nabla (n_0 \nabla \tilde{U}). \quad (5)$$

Using the complex presentation

$$\begin{aligned} \tilde{U}(\mathbf{r}, t) &= \tilde{U}(x) \operatorname{Re} \{ \exp [i(ky - \omega t)] \}, \\ \nu(\mathbf{r}, t) &= \operatorname{Re} \{ \nu_\omega(x) \exp [i(ky - \omega t)] \}, \end{aligned}$$

we obtain equation for the complex amplitude $\nu_\omega(x)$

$$\begin{aligned} (-i\eta\omega + Tk^2) \nu_\omega - \frac{T}{n_0} \nabla_x (n_0 \nabla_x \nu_\omega) \\ = \frac{1}{n_0} \nabla_x (n_0 \nabla_x \tilde{U}) - k^2 \tilde{U}. \end{aligned} \quad (6)$$

where $\eta = T/D$ is the viscosity coefficient.

Assuming that the frequency is small, we solve this equation by iterations. The first iteration corresponds to quasiequilibrium

$$\nu_\omega^{(0)} = -\frac{\tilde{U}}{T}, \quad \mathbf{j}^{(0)} = 0.$$

The next iteration has to be found from equation

$$D \left(\frac{1}{n_0} \nabla_x (n_0 \nabla_x \nu_\omega^{(1)}) - k^2 \nu_\omega^{(1)} \right) = i\omega \frac{\tilde{U}}{T}. \quad (7)$$

Near the minimum of the potential the equilibrium density can be represented as

$$\begin{aligned} n_0(x) &= n_{00} \exp \left[-\frac{Kx^2}{2T} \right], \\ n_{00} &= n_\xi \exp(-U_{\min}/T). \end{aligned}$$

We also assume that the typical scale of $\tilde{U}(x)$ variation is larger than confining length of the static potential $\sqrt{T/K}$ so that we can use the expansion near the minimum, $\tilde{U}(x) \approx \tilde{U}_0 - \tilde{F}x$. In this case Eq. (7) has simple analytical solution

$$\nu_\omega^{(1)} = -\frac{i\omega \tilde{U}_0}{Dk^2 T} + \frac{i\omega \tilde{F}x}{D(K + Tk^2)}, \quad (8)$$

which gives the oscillating particle-current amplitudes

$$\tilde{j}_x = -\frac{i\omega \tilde{F}}{K + Tk^2} n_0, \quad (9a)$$

$$\tilde{j}_y = ik \frac{i\omega \tilde{U}}{Tk^2} n_0. \quad (9b)$$

The energy dissipation in steady state can be evaluated as

$$W = -\int dx \langle \mathbf{j} \nabla U \rangle = \eta \int dx \left\langle \frac{\mathbf{j}^2}{n} \right\rangle \approx \frac{\eta}{2} \int dx \frac{|j_x|^2 + |j_y|^2}{n_0}. \quad (10)$$

Substituting currents (9a) and (9b), we finally obtain

$$\begin{aligned} W &= \frac{\eta\omega^2}{2} \left(\frac{\tilde{F}^2}{(K + Tk^2)^2} + \frac{\tilde{U}^2}{T^2 k^2} \right) \int dx n_0(x) \\ &\approx \frac{\eta\omega^2}{2} n_\xi \exp \left(-\frac{U_{\min}}{T} \right) \sqrt{\frac{2\pi T}{K}} \left(\frac{\tilde{F}^2}{(K + Tk^2)^2} + \frac{\tilde{U}^2}{T^2 k^2} \right). \end{aligned} \quad (11)$$

This formula determines energy losses caused by arbitrary moving periodic potential near the minimum of the static potential. We will use it to evaluate the contribution of the fluctuating PVs to the JV lattice conductivity. For this, in the following sections, we will obtain explicit expressions for the static and dynamic potentials.

B. Energy of pancake vortex

1. Energy profile of pancake vortex near surface in large-size samples

If the perpendicular magnetic field H_z is slightly lower than H_{c1}^c , the PV stacks (Abrikosov vortices) do not penetrate into the sample, but the PVs can exist near the surface at the fluctuation regime. The energy of the pancake vortex at the distance x from the surface is given by [16]

$$\begin{aligned} U_0(x) &\approx \frac{s\Phi_0^2}{(4\pi\lambda)^2} \ln \frac{x}{\xi} - \frac{s\Phi_0 H_z}{4\pi} \left[1 - \exp \left(-\frac{x}{\lambda} \right) \right] \\ &= \frac{s\Phi_0 (H_{c1}^c - H_z)}{4\pi} + \frac{s\Phi_0^2}{(4\pi\lambda)^2} \ln \frac{x}{\lambda} + \frac{s\Phi_0 H_z}{4\pi} \exp \left(-\frac{x}{\lambda} \right), \end{aligned} \quad (12)$$

where s is the distance between superconducting layers and $H_{c1}^c \approx [\Phi_0/(4\pi\lambda^2)][\ln(\lambda/\xi) + 0.5]$ is the lower critical field. Above certain field this potential will have a minimum at distance $\sim \lambda$ from the surface, see schematic Fig. 1(d). Taking derivative,

$$\frac{dU_0}{dx} = \frac{s\Phi_0}{4\pi\lambda} \left[\frac{\Phi_0}{4\pi\lambda^2} \frac{\lambda}{x} - H_z \exp \left(-\frac{x}{\lambda} \right) \right],$$

we find the condition for the minimum

$$u \exp(-u) = \frac{\Phi_0}{4\pi\lambda^2 H_z},$$

with $u = x/\lambda$. The minimum exists if

$$H_z > H_s = \frac{e\Phi_0}{4\pi\lambda^2}. \quad (13)$$

Above this field the pancake energy at the minimum is determined by equations

$$U_{\min} = \frac{s\Phi_0}{4\pi} (H_{c1}^c - H_z) + \varepsilon_p \left[\ln(u_{\min}) + \frac{1}{u_{\min}} \right], \quad (14)$$

$$u_{\min} \exp(-u_{\min}) = \frac{\Phi_0}{4\pi\lambda^2 H_z}.$$

where $\varepsilon_p = s\Phi_0^2/(4\pi\lambda)^2$ is the PV energy scale. As u_{\min} roughly behaves as $\ln(4\pi\lambda^2 H_z/\Phi_0)$, the main dependence of U_{\min} on H_z is given by the first term, i.e., the minimum energy approximately linearly decreases with the field. For Bi2212 $s \approx 1.56$ nm and we estimate the slope of this dependence as $dU_{\min}/dH_z \approx -18.6$ K/G.

Expanding the potential (12) near the minimum, $U(x) = U_{\min} + K(x - x_{\min})^2/2$, we evaluate the spring constant K as

$$K = \frac{d^2U}{dx^2} = \frac{\varepsilon_p}{\lambda^2} a_K, \quad (15)$$

$$a_K = \frac{1}{u_{\min}} - \frac{1}{u_{\min}^2} \approx \frac{1}{\ln h}.$$

with $h = 4\pi\lambda^2 H/\Phi_0$.

The condition of the vortex line formation is roughly $U_{\min} = 0$. In such a case the pancakes will accumulate near the surface and form a vortex line. The magnetic field h_1 at which this happens is determined by equations

$$u_1 = \ln h_1 - \ln u_1,$$

$$h_1 = \frac{\ln(\kappa u_1)}{1 - \exp(-u_1)},$$

which can be solved by iterations

$$u_1 \approx \ln h_1 - \ln \ln h_1,$$

$$h_1 \approx \ln \kappa + \ln[\ln(\ln \kappa)].$$

Therefore, this field is only slightly larger than H_{c1}^c . The Bean-Livingston barrier in layered superconductors with high anisotropy ratio is eliminated at sufficiently high temperatures.[22] In the field interval $H_s < H_z < H_{c1}^c$ we may expect the accumulation of the fluctuating PVs near the surface and their density would increase dramatically when H_z approaches H_{c1}^c .

2. Energy of pancake vortex in small-size mesas

The previous analysis considered the case of the samples much larger than the London penetration depth λ . When their dimensions are comparable with λ (which may be the case for the small mesas) the minima of the PVs energy near the surfaces merge and the dependence (14) change. We may illustrate such crossover in the case of the strip of the width w . Using the results of the paper [23] where the vortex energy in the narrow superconducting strip was calculated, we write the expression for the

energy of the pancake at the distance x from the strip edge as

$$U_0(x) = \frac{s\Phi_0(H_{c1}^c - H_z)}{4\pi} + \frac{s\Phi_0^2}{(4\pi\lambda)^2} \ln \left[\frac{w}{\pi\lambda} \sin \left(\frac{\pi x}{w} \right) \right]$$

$$+ \frac{s\Phi_0 H_z}{4\pi} \frac{\cosh \left(\frac{x-w/2}{\lambda} \right)}{\cosh \left(\frac{w}{2\lambda} \right)}. \quad (16)$$

In contrast to wide strips which have two energy minima near the edges, the energy of narrow strip at high fields has only one minimum at the strip center. Two minima merge in the center when the magnetic field reaches the typical value H_{s0} ,

$$H_{s0} = \frac{\pi\Phi_0}{4w^2} \cosh \left(\frac{w}{2\lambda} \right), \quad (17)$$

and above this field the minimum energy is given by its value at $x = w/2$,

$$U_{\min} = \frac{s\Phi_0}{4\pi} \left[H_{c1}^c - H_z \left(1 - \frac{1}{\cosh(w/2\lambda)} \right) \right]$$

$$+ \frac{s\Phi_0^2}{(4\pi\lambda)^2} \ln \left(\frac{w}{\pi\lambda} \right). \quad (18)$$

At the field

$$H_{s1} \approx \frac{\Phi_0}{4\pi\lambda^2} \left[\ln \left(\frac{w}{\pi\xi} \right) + 0.5 \right] \frac{\cosh(w/2\lambda)}{\cosh(w/2\lambda) - 1} \quad (19)$$

U_{\min} reaches zero corresponding to condition of fast stack formation in the center. This field is slightly larger than the lower critical field for the strip, H_{c1}^{st} , which is determined by the energy of the complete PV stack at the center. In particular, for narrow strips ($w < \lambda$) $H_{s1} \approx H_{c1}^{st} \approx [2\Phi_0/(\pi w^2)] \{ \ln[w/(\pi\xi)] + 0.5 \}$, see, e.g., Ref. 24. The formation of the PV stacks starts at the center when the field H_{s0} becomes smaller than H_{c1}^{st} giving the approximate condition

$$\left[\cosh \left(\frac{w}{2\lambda} \right) - 1 \right] \frac{\pi^2 \lambda^2}{w^2} < \ln \kappa + 0.5.$$

For $\kappa \approx 100$ this happens already for rather wide strips, $w \lesssim 9\lambda$. Note that at this value the finite-size correction to the penetration field is small, $H_{c1}^{st} \approx H_{c1}^c$.

Comparing the field dependences (14) and (18), we see that in the narrow strips the slope of the U_{\min} vs H_z dependence should be smaller by the geometrical factor $[1 - 1/\cosh(w/2\lambda)] < 1$. Due to the temperature dependence of λ , we may expect to observe the crossover between these regimes for the strips with $w \gtrsim \lambda(0)$ by varying the temperature. Note also that when the minimum $U_0(x)$ just appears at the center of the strip at $H_z = H_{s0}$, the spring constant K vanishes.

For mesas small in both x and y directions the geometrical factor will be different, but a qualitative trend is expected to be the same. To illustrate this case, we consider the cylindrical geometry which also can be treated

analytically. The energy of the pancake vortex at distance ρ from the center of mesa with radius R may be calculated in the same way as the energy of the vortex in small superconducting disk, using an image method [25]. In the result we have

$$U_0(\rho) = \frac{s\Phi_0(H_{c1}^c - H_z)}{4\pi} + \frac{s\Phi_0^2}{(4\pi\lambda)^2} \ln\left(\frac{R^2 - \rho^2}{R\lambda}\right) + \frac{s\Phi_0 H_z}{4\pi} \frac{I_0(\rho/\lambda)}{I_0(R/\lambda)}, \quad (20)$$

where $I_0(z)$ is the modified Bessel function. The minimum energy for the fluctuating pancakes is shifted to the center of the mesa if the field is sufficiently large. With the help of expression (20), we find that it occurs at fields

$$H_z > H_{s0}^{\text{cyl}} = \frac{\Phi_0}{\pi R^2} I_0\left(\frac{R}{\lambda}\right). \quad (21)$$

The lower critical field of the cylinder H_{c1}^{cyl} was calculated in Ref. 26

$$H_{c1}^{\text{cyl}} = \frac{I_0(R/\lambda)}{I_0(R/\lambda) - 1} \frac{\Phi_0}{4\pi\lambda^2} \left[\ln \kappa + 0.5 - \frac{K_0(R/\lambda)}{I_0(R/\lambda)} \right].$$

In the limit $R \ll \lambda$ the lower critical field is $H_{c1}^{\text{cyl}} = [\Phi_0/(\pi R^2)][\ln(R/\xi) + 0.38]$ and the regime of the accumulation of the fluctuating pancakes at the center of mesa is always realized when the field H_z starts to approach to H_{c1}^{cyl} . For $\kappa \approx 100$ the condition $H_{s0}^{\text{cyl}} < H_{c1}^{\text{cyl}}$ corresponds to the mesas with $R \lesssim 5.3\lambda$. Note that numerical value of the critical diameter $2R \approx 10.6\lambda$ is rather close to the critical width $w \approx 9\lambda$ for the strip geometry. For smaller mesas at fields just below H_{c1}^{cyl} the minimum energy is realized for the PV located in the center,

$$U_{\min} = U_0(0) = \frac{s\Phi_0 H_{c1}^c}{4\pi} + \frac{s\Phi_0^2}{(4\pi\lambda)^2} \ln\left(\frac{R}{\lambda}\right) - \frac{s\Phi_0 H_z}{4\pi} \left[1 - \frac{1}{I_0(R/\lambda)} \right], \quad (22)$$

meaning that the slope of the U_{\min} vs H_z dependence in this regime should be smaller by the factor $[1 - 1/I_0(R/\lambda)]$, comparing to the large mesas. This slope again may substantially vary with temperature due to the temperature dependence of λ . Overall behavior is similar to the stripe case. For the cylindrical mesa with the same diameter as the stripe width the slope reduction is close and somewhat smaller than one for the stripe.

C. Interaction of a pancake vortex near surface with dense Josephson vortex lattice

We consider the case of the dense JV lattice when the JVs cores overlap. This situation realizes when the in-plane magnetic field B_{\parallel} is larger than the characteristic field $B_{cr} = \Phi_0/(2\pi\gamma s^2)$, where the anisotropy ratio $\gamma =$

λ_c/λ determines the Josephson length $\lambda_J = \gamma s$. [1] The interaction of dense JV lattice with PV-stack lattice was first considered in Ref. 27. The phase distribution for the triangular Josephson vortex lattice at this high-field regime in presence of pancake vortices is determined by equations

$$\lambda_J^2 \Delta \phi_n + \sin(\phi_{n+1} - \phi_n + \phi_{v,n+1} - \phi_{v,n} - k_H(y-v)) + \sin(\phi_n - \phi_{n-1} + \phi_{v,n} - \phi_{v,n-1} - k_H(y-v)) = 0 \quad (23)$$

where $k_H = 2\pi s B_{\parallel}/\Phi_0$ and $\phi_{v,n}$ are the pancake-vortex phases. The parameter v describes displacement of the JV lattice. In these equations the π phase shift between the phase differences in the neighboring junctions is already taken into account.

We consider a single pancake in the layer $n = 0$ in a large-size sample at distance x_0 from the surface

$$\phi_{v,n} = \delta_{n,0} \left(\arctan \frac{y}{x-x_0} - \arctan \frac{y}{x+x_0} \right),$$

where the second term is the contribution from the mirror image, which is required to satisfy the condition of vanishing normal current at the surface $\partial\phi_{v,n}/\partial x = 0$ for $x = 0$. At high in-plane fields the Josephson current can be treated as a small perturbation and Eq. (23) can be solved by iterations. The first iteration for the 0-th layer obeys the equation

$$\lambda_J^2 \Delta \phi_0^{(1)} = 2 \cos \phi_{v,0} \sin[k_H(y-v)], \quad (24)$$

where

$$\cos[\phi_{v,0}(\mathbf{r})] = \frac{r^2 - x_0^2}{\sqrt{(r^2 + x_0^2)^2 - 4x^2x_0^2}}.$$

Without PV the first-order phase iteration is given by $\phi_0^{(1)}(\mathbf{r}) = -2(\lambda_J k_H)^{-2} \sin[k_H(y-v)]$. The solution of Eq. (24) can be written as

$$\phi_0^{(1)}(\mathbf{r}) = -\frac{2}{\lambda_J^2 k_H^2} \sin[k_H(y-v)] + \frac{1}{\pi \lambda_J^2} \int d\mathbf{r}' \ln \frac{|\mathbf{r} - \mathbf{r}'|}{r_0} (\cos[\phi_{v,0}(\mathbf{r}')] - 1) \sin[k_H(y' - v)] \quad (25)$$

where the integration is in the limits $-\infty < x', y' < \infty$ and the region $x' < 0$ accounts for the image contribution. The force acting on pancake is determined by the phase gradient at its position,

$$f_{\alpha} = \frac{2s\Phi_0^2}{(4\pi\lambda)^2} e_{\alpha\beta z} \nabla_{\beta} \phi_0^{(1)} \quad (26)$$

where $e_{\alpha\beta\gamma}$ is the Levi-Civita symbol ($e_{xyz} = -e_{yxz} = 1$ and $e_{\alpha\alpha z} = 0$). Computing the phase gradient and taking

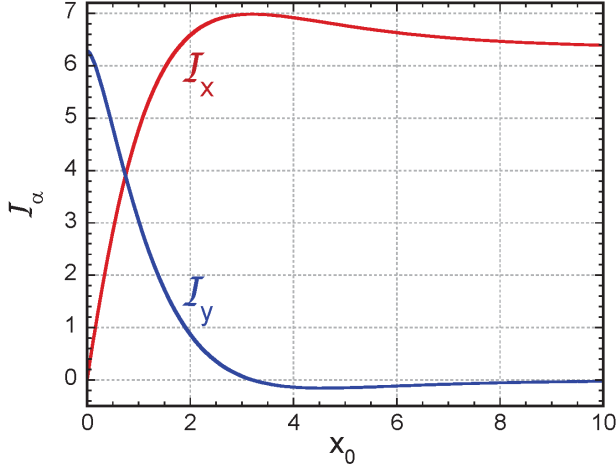


FIG. 2. (color online) Numerically computed integrals $\mathcal{I}_x(x_0)$ and $\mathcal{I}_y(x_0) = \mathcal{I}'_x(x_0)$ defined by Eqs. (27c) and (27d), which determine the force acting on pancake vortex near surface by the dense Josephson vortex lattice.

it at the pancake position $\mathbf{r} = (x_0, 0)$, we obtain

$$\nabla_x \phi_0^{(1)}(x_0, 0) = \frac{\sin(k_H v)}{\pi \lambda_j^2 k_H} \mathcal{I}_x(k_H x_0), \quad (27a)$$

$$\nabla_y \phi_0^{(1)}(x_0, 0) = \frac{\cos(k_H v)}{\pi \lambda_j^2 k_H} \mathcal{I}_y(k_H x_0), \quad (27b)$$

$$\mathcal{I}_x(x_0) = - \int d\mathbf{r} \frac{x_0 - x}{(x_0 - x)^2 + y^2} \frac{r^2 - x_0^2}{\sqrt{(r^2 + x_0^2)^2 - 4x^2 x_0^2}} \cos y, \quad (27c)$$

$$\mathcal{I}_y(x_0) = \int d\mathbf{r} \frac{y}{(x_0 - x)^2 + y^2} \frac{r^2 - x_0^2}{\sqrt{(r^2 + x_0^2)^2 - 4x^2 x_0^2}} \sin y. \quad (27d)$$

These integrals have the followings asymptotics: $\mathcal{I}_y(x_0) \rightarrow 2\pi$, $\mathcal{I}_x(x_0) \rightarrow 0$ for $x_0 \rightarrow 0$ and $\mathcal{I}_y(x_0) \rightarrow 0$, $\mathcal{I}_x(x_0) \rightarrow 2\pi$ for $x_0 \rightarrow \infty$. Moreover, as the force components have to be derivatives of the same potential, one can demonstrate that the integrals are connected as $\mathcal{I}_y(x) = \mathcal{I}'_x(x)$. Numerically computed integrals are plotted in Fig. 2.

Finally, the main result of this section is the expression for the potential energy of the PV in presence of JV lattice (compare with Eq. (1)):

$$\tilde{U}(\mathbf{r}) = \frac{2s\Phi_0^2}{(4\pi\lambda)^2} \frac{\mathcal{I}_x(k_H x)}{\pi \lambda_j^2 k_H^2} \cos(k_H y). \quad (28)$$

The interaction between the JV lattice and PV near the minimum of the surface potential is determined by the reduced in-plane field

$$h_{\parallel} \equiv k_H \lambda = 2\pi s \lambda B_{\parallel} / \Phi_0. \quad (29)$$

Taking typical values $\lambda \approx 0.3 \mu\text{m}$ at 70 K and $B_{\parallel} = 1\text{T}$ we estimate $h_{\parallel} \approx 1.42$.

D. Contribution of fluctuating pancakes vortices near surface to the conductivity of the Josephson vortex lattice

Interaction with the surface pancake vortices enhances dissipation of the Josephson vortex lattice. Additional channel of dissipation gives additional contribution to the JV conductivity, $\sigma_{JV} = \sigma_{JV}^{(0)} + \sigma_p$, where $\sigma_{JV}^{(0)}$ is the JV conductivity in the absence of PVs and σ_p is the excess conductivity due to the interaction with pancakes. The corresponding pancake surface contribution, σ_p , can be evaluated using energy-dissipation formula (11)

$$W = \sigma_p E_z^2 L_x L_y s = 2 \frac{\eta \omega^2}{2} n_{\xi} L_y \exp\left(-\frac{U_{\min}}{T}\right) \sqrt{\frac{2\pi T}{K}} \times \left(\frac{\tilde{F}^2}{(K + T k_H^2)^2} + \frac{\tilde{U}^2}{T^2 k_H^2} \right). \quad (30)$$

Here W is the energy dissipated per single superconducting layer, L_x and L_y are the dimensions of crystal along the corresponding axis and the coefficient 2 comes from the contribution from two yz surfaces.

Taking in mind the relation between electric field and velocity for the moving JV lattice $E_z = v H_x / c = (\Phi_0 / 2\pi c s) \omega$ and extracting parameters \tilde{F} and from Eq. (28), we obtain for the excess conductivity

$$\sigma_p = \left(\frac{2\pi c s}{\Phi_0} \right)^2 \frac{\eta n_{\xi}}{L_x s} \exp\left(-\frac{U_{\min}}{T}\right) \times \sqrt{\frac{2\pi T}{a_K \varepsilon_p}} \frac{4\lambda^7}{\pi^2 \lambda_j^4 h_{\parallel}^2} G[T/\varepsilon_p, h_{\parallel}], \quad (31)$$

where

$$G[\tilde{T}, h_{\parallel}] = \frac{[\mathcal{I}'_x(h_{\parallel} u_{\min})]^2}{(a_K + \tilde{T} h_{\parallel}^2)^2} + \frac{\mathcal{I}_x^2(h_{\parallel} u_{\min})}{\tilde{T}^2 h_{\parallel}^4},$$

$u_{\min} \approx \ln h$, and $\tilde{T} = T/\varepsilon_p$ is the dimensionless temperature. The pancake viscosity, η , also determines the the flux-flow resistivity for the in-plane current, $\rho_{ff} = s\Phi_0 B / (c^2 \eta)$. A natural scale of conductivity is the pancake flux-flow conductivity at field $B = \Phi_0 / (4\pi \lambda^2)$,

$$\sigma_{ff,\lambda} = \frac{4\pi \lambda^2 c^2 \eta}{s\Phi_0^2}.$$

Using this scale, we can rewrite Eq. (31) in somewhat more transparent form

$$\sigma_p = \sigma_{ff,\lambda} \frac{\lambda}{\pi L_x} s^2 n_{\xi} \exp\left(-\frac{U_{\min}}{T}\right) \times \sqrt{\frac{2\pi T}{a_K \varepsilon_p}} \frac{\lambda^4}{\lambda_j^4 h_{\parallel}^2} G[T/\varepsilon_p, h_{\parallel}] \quad (32)$$

In spite of the rather complicated general $\sigma_p(T, H_x, H_z)$ dependence (31), the main variation

of σ_p just below H_{c1}^c is related with the change of the concentration of the fluctuating pancakes. In samples with the lateral sizes larger than λ this leads to the very characteristic exponential σ_p dependence on H_z

$$\sigma_p \approx A(H_x, T) \exp\left(\frac{s\Phi_0 H_z}{4\pi T}\right), \quad (33)$$

and the dominating temperature dependence of the prefactor is given by

$$A(H_x, T) = \tilde{A}(H_x, T) \exp\left(-\frac{s\Phi_0 H_{c1}^c}{4\pi T}\right).$$

These are the easiest qualitative predictions to compare with experiment. We remind also that in small-size mesas the expression in the exponent of Eq. (33) acquires a geometrical factor depending on mesa size, as described in Sec. II B 2.

A more complicated issue is the dependence of the excess conductivity on the in-plane magnetic field. The general formula (32) significantly simplifies at high in-plane fields $h_{\parallel} \gg 1$. In this regime we obtain $G[\tilde{T}, h_{\parallel}] \approx 4\pi^2/(\tilde{T}^2 h_{\parallel}^4)$ and

$$\sigma_p \approx \sigma_{ff,\lambda} \sqrt{\frac{2\pi}{a_K} \frac{4\pi\lambda}{L_x}} s^2 n_{\xi} \exp\left(-\frac{U_{\min}}{T}\right) \left(\frac{\varepsilon_p}{T}\right)^{3/2} \frac{\lambda^4}{\lambda_J^4 h_{\parallel}^6}, \quad (34)$$

i.e., we expect that at high fields the excess conductivity rapidly decreases with increasing in-plane field $\propto 1/H_x^6$.

We have considered the influence of the fluctuating pancakes on the dense moving JV lattice only near the yz surfaces, perpendicular to the in-plane magnetic field. Naturally, the fluctuating PVs also exist near the xz surfaces and they also will contribute to dissipation. The JV lattice will displace them mainly along the x axis. Accurate calculations for this case are more complicated because one has to take into account deformation of the JV lattice near the surface. However, even without performing the calculation of this contribution, it is evident that it will be also proportional to the PVs concentration and therefore the dependence (33) will describe it as well. This dependence also should describe behavior of the c -axis excess conductivity for smaller in-plane fields, in the regime of dilute JV lattice. In this regime the fluctuating PVs enhance dissipation of individual JVs meaning that $\sigma_p \propto 1/H_x$.

III. EXPERIMENT

A. Experimental setup

Bi2212 single crystals grown by the traveling solvent floating zone method were fabricated into mesas sandwiched by two superconducting electrodes of Bi2212 (see Fig. 1a) with a focused ion beam (FIB) machine

TABLE I. List of samples. L , W , and t denote length ($\perp \mathbf{H}$), width ($\parallel \mathbf{H}$), and thickness ($\parallel c$) of the mesa, respectively, see Figure 1a. H_p is the JV flow oscillation period experimentally observed. Note that H_p is slightly different from Φ_0/sL due to the ambiguity of the mesa dimensions. Units for dimensions, magnetic fields, and temperature are μm , kOe, and K, respectively.

	L	W	t	H_p	T_c
Br0552	5.0	4.9	0.16	2.6	84.7
Br0573	5.0	10.2	1.0	2.58	88.4
Br0640	1.1	1.13	0.25	11.5	84
Br0742	1.53	1.45	0.26	8.6	86
Br0746	0.8	2.06	0.5	17.25	86.5
Br0747	0.4	1.5	0.3	34.5	83.9

SMI2050, SII Nanotechnology Inc. The fabrication details are described in Ref. 28. The studied samples listed in Table I include two medium-size mesas with lateral sizes $\gtrsim 5 \mu\text{m}$ and four small mesas with lateral sizes $\sim 1 \mu\text{m}$.

Resistance of the mesa was measured with the four-probe method with either dc or ac current excitation. For the ac excitation, the lock-in detection was used for voltage measurements. External magnetic fields \mathbf{H} were applied by a split-pair superconducting magnet that generate a horizontal magnetic field up to 80 kOe and the angle θ between the magnetic field and the ab -plane (x -axis) was varied by rotating the sample probe with a precision rotator. Perpendicular (c -axis) component of the magnetic field H_z is given by $H \sin \theta$. In all plots presented here, H_z is always swept from negative to positive, meaning that PVs are expelled from and introduced into the mesas in the negative and positive H_z regions, respectively. Therefore asymmetry with respect to sign of H_z in some plots may be caused by hysteretic behavior.

B. Experimental results and discussion

The c -axis resistivity ρ_c in the vicinity of $\theta = 0$ gives the JV flow resistance. With increasing H_z , ρ_c suddenly drops due to penetrating PVs. Without taking fluctuating PVs into consideration, the value of the field when ρ_c drops should correspond to the lower critical field H_{c1} (corrected by the demagnetization factor). The demagnetization factor of a small mesas (L or $W \simeq 1\mu\text{m}$) is small because the thickness of the whole crystal is about $10 \mu\text{m}$ for all samples and it is larger than the width. For the midsize mesas (L or $W \simeq 5 - 10\mu\text{m}$), due to demagnetization effect, the field at the edge of junctions in the Meissner state should exceed the external field by factor $\sim 1.2-1.3$. An example of ρ_c as a function of H_z at different applied fields for one of the medium-size mesas is plotted in Fig. 3(a). We see that the steep drop in ρ_c

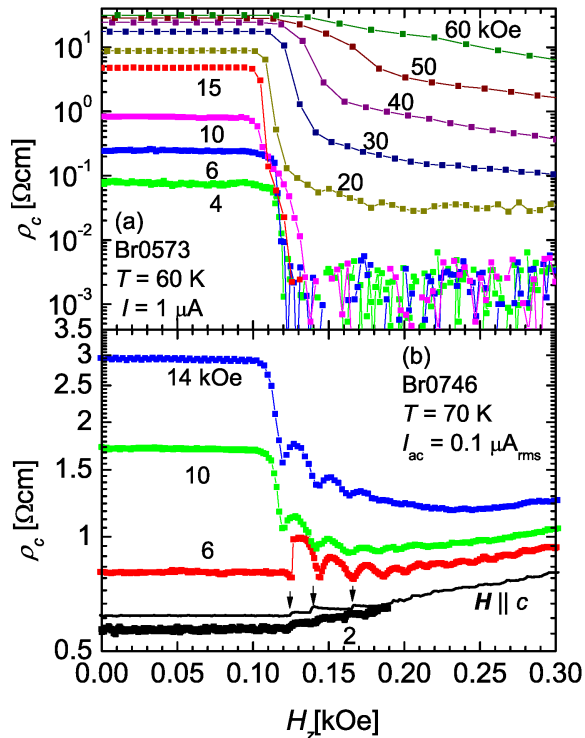


FIG. 3. Typical dependences of the resistivity $\rho_c(H_z)$ in the midsize mesa Br0573 at 60 K (a) and small-size mesa Br0746 at 70 K (b). (a) Sharp drop corresponds to penetration of the PV stacks. We focus on behavior below this drop. (b) In small-size mesas, in addition to the initial sharp drop, quasi-periodic drops due to penetration of the individual PV stacks are found. In the case of either small magnitude of tilting magnetic field (2 kOe) or magnetic field parallel to the c -axis (solid line), stepwise changes in ρ_c indicated by arrows are observed.

in the low-field region is smeared with increasing parallel field H . We focus here on the quantitative characterization of behavior slightly below this drop.

Field behavior of small mesas has two important features. Firstly, when the magnetic field is aligned with the layers, due to strong interaction with the edges, the dense JV lattice has rectangular structure almost at all fields and only transforms into the triangular configuration in the vicinity of fields corresponding to integer number of fluxes per junctions, $H_n = nH_p$ with $H_p = \Phi_0/sL$. [18, 19] Values of H_p for different mesas are listed in the Table I. The c -axis resistivity has pronounced oscillations as function of H_x with maxima located near H_n . [11, 12] Secondly, when the c -axis magnetic field is applied, penetration of the individual PV stacks can be resolved. In the case of magnetic field tilting from the ab -plane, a PV stacks penetrating into the mesa strongly impede JV flow along the ab -plane, which causes a sharp

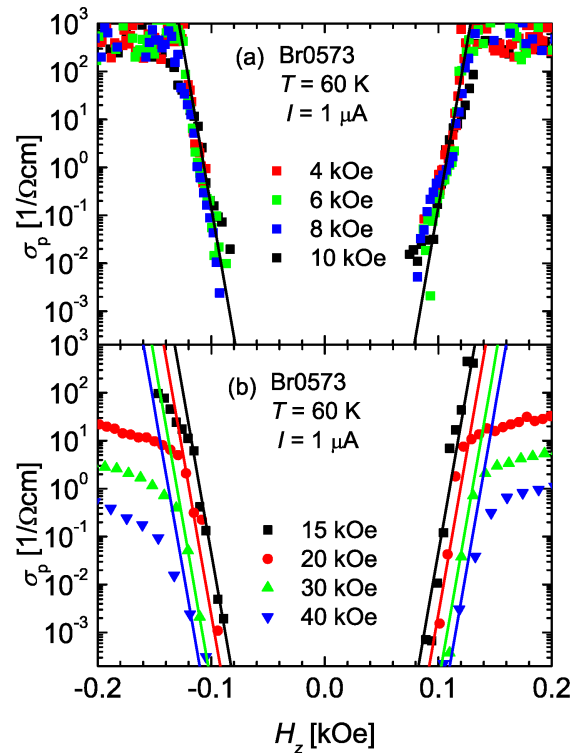


FIG. 4. The dependences of the excess conductivity on H_z for the sample Br0573 at $T = 60\text{ K}$ in (a) $2 < H < 10$ kOe and (b) $15 < H < 60$ kOe. Solid lines describe exponential dependence (33). One can see that the data follow the theoretical prediction.

drops in ρ_c . With increasing H_z , the separation between the drops decreases and finally corresponds to the period of one flux quantum per mesa area, Φ_0/LW , as shown in Fig.3 (b). These quasi-periodic drops in ρ_c are naturally attributed to penetrations of the individual PV stacks into the mesa. Even in the absence of JVs ($H \parallel c$), stepwise increase in ρ_c (shown as a solid line) pointed by arrows in Fig. 3 (b) with similar periodicity was observed. These steps are attributed to additional interlayer phase fluctuation caused by the penetrated PV stacks.[28] Therefore in small mesas the c -axis resistivity has oscillating dependences on *both* field components.

In order to quantify the additional dissipation of the JV lattice due to penetration of fluctuational PVs, we show the plots of the excess c -axis conductivity $\sigma_p(H_x, H_z) = \sigma_c(H_x, H_z) - \sigma_c(H_x, 0)$ as a function of the c -axis magnetic field H_z for several samples at different temperatures in the following figures. Here, $\sigma_c(H_x, 0) = 1/\rho_c(H_x, 0)$ is the conductivity for the magnetic field aligned with the layers, at $\theta = 0$ ($H_z = 0$). Only the data at temperatures higher than $T = 60\text{ K}$ are shown because at low temperatures (below 50 K), the surface barrier

and bulk pinning for PVs cause pronounced hysteresis in the dependences $\rho_c(H_z)$, which makes an analysis quite complicated.

Figure 4 illustrates the evolution of the H_z dependence of the excess conductivity σ_p with increasing field obtained from data presented in Fig. 3. Other mesas show similar behavior in the penetration region. In the figure, the predicted exponential dependence (33) is plotted as a thick solid line for each T . Since the constant A is the sole fitting parameter, the slope of the semi-log plot of the experimental data provides a direct test for Eq. (33). The first general observation is that the experimental data clearly show the existence of the exponential regime just before the penetration of the perpendicular field into the mesas. This exponential increase spans up to five orders of magnitude. The slopes of the $\ln(\sigma_p)$ vs H_z curves are in good agreement with Eq. (33). The observation of this regime provides strong evidence of generation of the fluctuating PV near the sample surface.

There are several common features in the experimental data. The slopes of dependences $\ln \sigma_p$ vs H_z remain independent of the in-plane field only up to the typical fields ~ 40 kOe, in agreement with theory. At higher fields (not shown) the slope starts to decrease and at the same time the experimental dependencies $\sigma_p(H_z)$ are no more symmetric over $\pm H_z$. Probably at such a high magnetic field it is difficult to reliably control the small H_z component. At small fields $\lesssim 10$ kOe the excess conductivity is only weakly depends on the field while at higher fields it starts to decrease rapidly. This behavior is most probably related with the crossover into the dense-lattice regime. Figure 5 shows dependence of the preexponential factor A on the in-plane field H_x for mesas Br0552 at $T = 70$ K and Br0573 at 60 K. One can see that decay at fields $H_x > 6$ kOe is close to theoretical H_x^{-6} dependence given by Eq. (34).

1. Small mesas: triangular vs rectangular JV lattice

An important feature of small-size mesas is the existence of regions of the rectangular vortex lattice at fields $H_x > B_{cr}L/(\gamma s)$. In this range with increasing magnetic field the JV lattice undergoes a series of structural phase transitions between the triangular and rectangular configurations, with triangular structures located around the fields nH_p and rectangular structure located around the fields $(n + 1/2)H_p$. The widths of the triangular regions shrink with increasing field [18, 19]. The triangular configuration is expected to have much stronger interaction with the PVs than the rectangular lattice because there are no in-plane currents in the latter state.

Figure 6 presents the H_z dependences of the excess conductivity for two small-size mesas Br0746 and Br0742. The panel (a) shows data for mesa Br0746 at 75 K for fields smaller than $H_p = 17.26$ kOe. We can see that there is again a wide range of exponential dependence and the slope $d \ln \sigma_p / dH_z$ agrees with theoretical predictions.

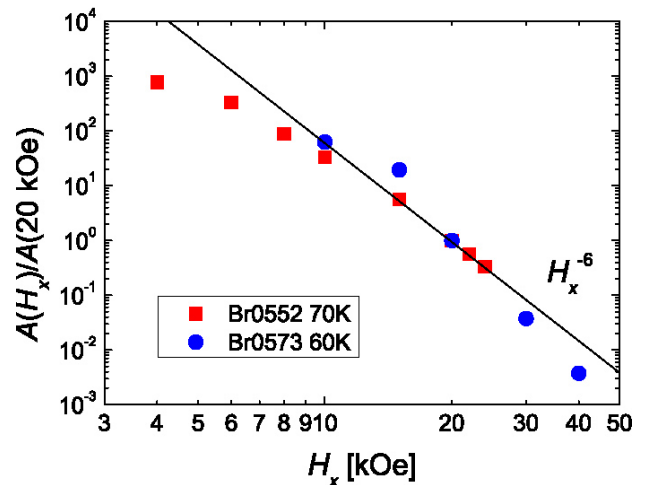


FIG. 5. The normalized preexponential factor A in Eq. (33) as a function of in-plane field H_x for the mesa Br0552 at 70 K and Br0573 at 60 K. The factor is normalized by its value at $H_x = 20$ kOe.

Figure 6(b) shows the excess conductivity for the small mesa Br0742 for three values of field 4.3, 8.6, and 12.8 kOe almost corresponding to 0.5, 1.0, and 1.5 H_p . At the last field the rectangular lattice is realized. We can see that while agreement with the predicted dependence is very good for the first two values of field, for the last field the excess conductivity before penetration is much smaller which makes the transition much sharper. This confirms that the fluctuating pancakes have much weaker influence on dissipation of the rectangular vortex lattice.

We finish this subsection with a small comment on the oscillating behavior of the c-axis resistivity in small-size mesas at larger H_z due to the penetrating individual PV stacks illustrated in Fig. 3(b). This behavior actually appears due to the competition between two opposite factors. On the one hand, the PVs in the stacks directly contribute to the dissipation of the JV lattice reducing the resistivity. On the other hand, penetration of the magnetic flux inside the mesa relaxes the Meissner currents near its surface which reduces the contribution coming from the fluctuating PVs and increases the resistivity. We can see that slightly above the penetration field the resistivity increases meaning that the second mechanism actually prevails in this region. Moreover, continuous increase of the resistivity for $H = 10$ and 14 kOe indicates that the full PV stack in the mesa center is not formed at once but continuously builds within finite field range.

2. Evolution with increasing temperature and finite-size effect in small mesas

Figure 7 presents evolution of the σ_p vs H_z dependences with increasing temperature at fixed field for two small-size mesas. In both cases fields are close to the

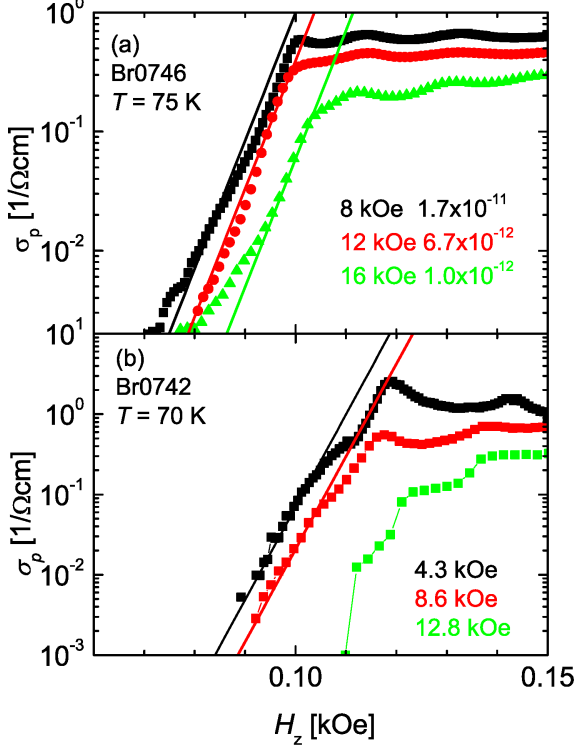


FIG. 6. The excess pancake conductivity for two small-size mesas. (a) Data for the mesa Br0746 at 75 K for three values of magnetic field smaller than $H_p = 17.25$ kOe. Theoretical exponential dependences and corresponding preexponential factors are also shown. (b) The excess conductivity for the sample Br0742 at 70 K also for three values of field. For the first two values 4.3 and 8.6 kOe corresponding to $0.5H_p$ and $1.0H_p$ agreement with theory is very good. There is no agreement for the last value, 12.8 kOe $\approx 1.5H_p$, the transition is much sharper and occurs at higher H_z . At this value the rectangular JV lattice is realized in the mesa which is less sensitive to the fluctuating PVs.

corresponding values of H_p . We can see that for the mesa Br0640 (panel (a)) these dependences agree with the prediction for the large-size regime for temperatures 60, 70, and 75 K but slope $d \ln \sigma_p / dH_z$ becomes considerably smaller for 80K. For the smallest mesa Br0747 with the width $L = 0.4 \mu\text{m}$ (panel (b)) the slopes are smaller than predicted by Eq. (33) for all temperatures and decrease with increasing temperature. This behavior can be naturally explained by the finite-size effect considered in Sec. IIB2. As the other size of this mesa W is 3.75 times larger than the width L , we can apply the strip approximation. In this case when the London penetration depth λ becomes comparable with the mesa smallest lateral size, the energy minimum of the PV, U_{\min} , is shifted to its center and the slope the U_{\min} vs H_z decreases, thus

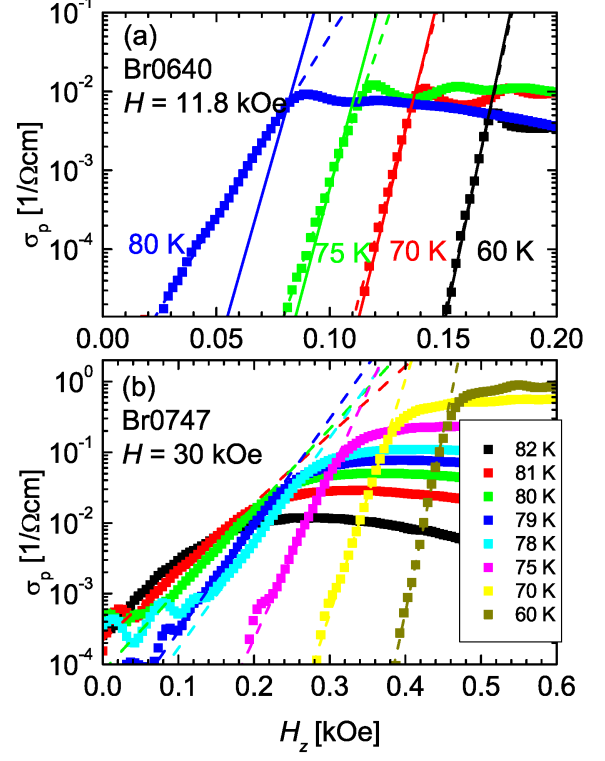


FIG. 7. Temperature evolution of the excess conductivity for small-size mesas. (a) Excess-conductivity plots for the small-size mesa Br0640 for the field 11.8 kOe corresponding to the triangular lattice at four values of temperature, 60, 70, 75, and 80 K. Solid lines represent exponential dependences given by Eq. (33) at temperatures for corresponding colors, whereas the broken lines are given by Eq. (35) for the small-size regime. One can see that the exponential dependencies agree with the prediction for the large-size regime at 60, 70, and 75 K but the slope is considerably smaller at 80K. (b) Data for the mesa Br0747 from 60 to 82 K at 3 T. The exponential dependence for the small-size regime (35) shown by broken lines describes data very well.

H_z must be substituted by $H_z [1 - \cosh^{-1}(L/2\lambda)]$:

$$\sigma_p \approx A(H_x, T) \exp \left\{ \frac{s\Phi_0 H_z}{4\pi T} \left[1 - \cosh^{-1} \left(\frac{L}{2\lambda} \right) \right] \right\}. \quad (35)$$

This means that from the slopes we can extract the temperature-dependent λ . Figure 8 (a) presents the temperature dependence of λ^{-2} obtained in such a way. It shows expected linear dependence near T_c , $\lambda^{-2} = \lambda_0^{-2}(1 - T/T_c^{\text{MF}})$, with the Ginzburg-Landau value $\lambda_0 = 0.1 \mu\text{m}$ and the mean-field transition temperature $T_c^{\text{MF}} \approx 86\text{K}$ which is 2 K higher than the resistivity transition temperature for this mesa, $T_c = 84\text{K}$. Additional information can be obtained from the temperature dependence of the preexponential factor A presented in the right part of Fig. 8. As follows

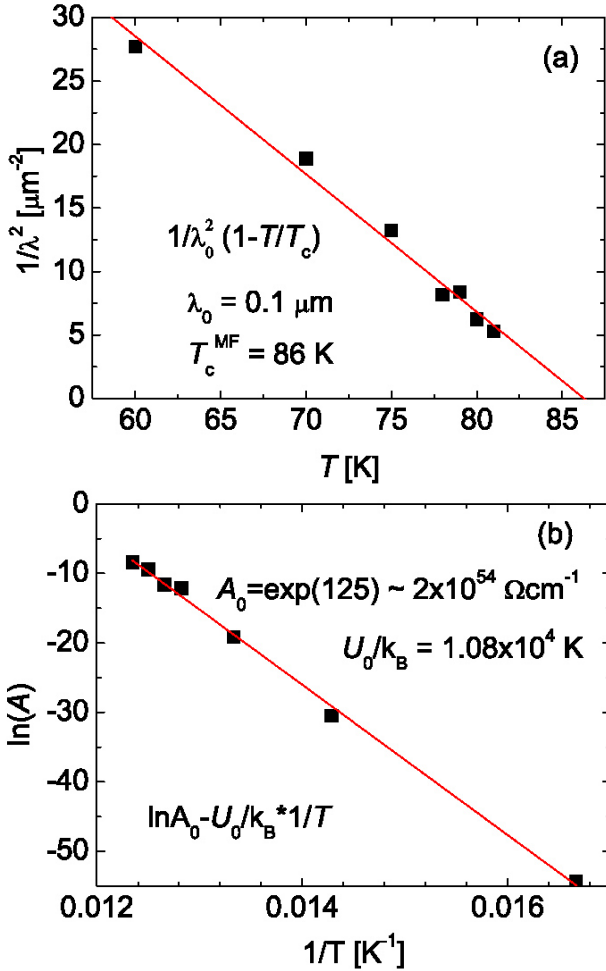


FIG. 8. (a) Temperature dependence of λ^{-2} extracted from slopes $d \ln \sigma_p / dH_z$ for mesa Br0747 using the activation energy, Eq. (18). (b) Arrhenius plot of the preexponential factor A for the same mesa. The origin of huge value of A_0 is explained in the text.

from Eq. (18), it has Arrhenius temperature dependence, $A = A_0 \exp(-U_0/k_B T)$, with the activation energy $U_0 = [s\Phi_0^2/(4\pi\lambda_0)^2][\ln(L/\pi\xi) + 0.5]$. This agrees with experiment and the fit gives $U_0/k_B = 1.08 \cdot 10^4 \text{K}$. This is consistent with the above value of λ_0 if we assume $\xi \approx 50 \text{nm}$ at 75K. Note also that the huge value of A_0 obtained from the fit, $A_0 \approx \exp(125)[\Omega \text{cm}]^{-1}$, is, in fact, very reasonable because A_0 contains the factor $\exp(U_0/k_B T_c^{\text{MF}}) \approx \exp(126)$. The obtained value of λ_0 for our overdoped small mesa, however, is somewhat smaller than the values reported in the literature.[29] Note that the mesa Br0640 also shows the same trend.

However for this mesa the sizes W and L are close so that the narrow strip model is not applicable. Accurate description of this case requires numerical analysis.

IV. CONCLUSIONS

Layered superconductors in magnetic fields are characterized by complex interplay between the Josephson and pancake vortices. In particular, dissipation of the Josephson vortex lattice is proven to be extremely sensitive to the presence of pancake vortices. We utilize this property to probe the fluctuating pancake vortices. In the Meissner state, in the c -axis magnetic field smaller than the lower critical field, the pancakes vortices can not form the Abrikosov vortex lines. In the fluctuational regime, however, the individual pancake vortices may exist near the surface or inside the small samples. They lead to additional contribution to the c -axis conductivity of the Josephson vortex lattice which has very characteristic exponential dependence on the c -axis magnetic field. While in mesas with lateral sizes significantly larger than the London penetration depth λ the slope $d \ln(\sigma_p)/dH_z$ of this dependence is universal, in smaller mesas it acquires the geometrical factor depending on the ratio size/ λ . We systematically studied the excess c -axis conductivity of the JV lattice due to the fluctuating pancake vortices in mesas fabricated out of $\text{Bi}_2\text{Sr}_2\text{CaCu}_2\text{O}_{8+\delta}$ crystals. The predicted exponential dependence is clearly observed and its slope agrees very well with the theoretical value. Analyzing the temperature evolution of the slope in the mesa with smallest width and extracting the geometrical factor, we were able to restore the temperature dependence of the London penetration depth. These findings provide strong evidence for the existence of the fluctuating pancakes in the Meissner state and demonstrate that the Josephson-vortex lattice provides a unique tool to probe them.

ACKNOWLEDGMENTS

A.E.K. was supported by UChicago Argonne, LLC, operator of Argonne National Laboratory, a U.S. Department of Energy Office of Science laboratory, operated under contract No. DE-AC02-06CH11357. A.I.B. also would like to acknowledge support from Argonne National Laboratory for the one month visit during which this work was initiated. I.K. was supported by Global COE program on photonics and electronics science and engineering at Kyoto University, Kansai Research Foundation, and Mazda Foundation.

[1] L. N. Bulaevskii, J. R. Clem, Phys. Rev. B **44**, 10234 (1991).

[2] K. Efetov, Sov. Phys. JETP **49**, 905 (1979); A. I. Buzdin and D. Feinberg, J. Phys **51**, 1971 (1990); S. N. Arte-

- menko and A. N. Kruglov, Phys. Lett. A **143**, 485 (1990); J. R. Clem, Phys. Rev. B **43**, 7837 (1991).
- [3] A. E. Koshelev, Phys. Rev. Lett. **83**, 187 (1999).
- [4] I. V. Grigorieva, J. W. Steeds, G. Balakrishnan and D. M. Paul, Phys. Rev. B **51**, 3765 (1995); C. A. Bolle, P. L. Gammel, D. G. Grier, C. A. Murray, D. J. Bishop, D. B. Mitzi and A. Kapitulnik, Phys. Rev. Lett. **66**, 112 (1991); A. Tonomura, H. Kasai, O. Kamimura, T. Matsuda, K. Harada, T. Yoshida, T. Akashi, J. Shimoyama, K. Kishio, T. Hanaguri, K. Kitazawa, T. Masui, S. Tajima, N. Koshizuka, P. L. Gammel, D. Bishop, M. Sasase, and S. Okayasu, Phys. Rev. Lett. **88**, 237001 (2002); A. E. Koshelev, Phys. Rev. B **71**, 174507 (2005).
- [5] A. Grigorenko, S. Bending, T. Tamegai, S. Ooi and M. Henini, Nature **414**, 728 (2001).
- [6] S. J. Bending and M. J. W. Dodgson, J. Phys.: Cond. Matter **17**, R955 (2005).
- [7] J. U. Lee, J. E. Nordman, and G. Hohenwarter, Appl. Phys. Lett., **67**, 1471 (1995); J. U. Lee, P. Guptasarma, D. Hornbaker, A. El-Kortas, D. Hinks, and K. E. Gray Appl. Phys. Lett., **71**, 1412 (1997).
- [8] G. Hechtfischer, R. Kleiner, A. V. Ustinov, and P. Müller, Phys. Rev. Lett. **79**, 1365 (1997); G. Hechtfischer, R. Kleiner, K. Schlenga, W. Walkenhorst, P. Müller, and H. L. Johnson, Phys. Rev. B, **55**, 14638 (1997).
- [9] Yu. I. Latyshev, P. Monceau, and V. N. Pavlenko, Physica C **282-287**, 387 (1997); Physica C **293**, 174 (1997); Yu. I. Latyshev, M. B. Gaifullin, T. Yamashita, M. Machida, and Y. Matsuda, Phys. Rev. Lett., **87**, 247007 (2001).
- [10] S. Ooi, T. Mochiku, and K. Hirata, Phys. Rev. Lett. **89**, 247002 (2002).
- [11] I. Kakeya, M. Iwase, T. Yamamoto, and K. Kadowaki, cond-mat/0503498(unpublished); S. Urayama, T. Hatano, H. B. Wang, M. Nagao, S. M. Kim, and J. Arai, cond-mat/0602659(unpublished).
- [12] I. Kakeya, Y. Kubo, M. Kohri, M. Iwase, T. Yamamoto, and K. Kadowaki, Phys. Rev. B **79**, 212503 (2009).
- [13] A. E. Koshelev, Yu. I. Latyshev, and M. Konczykowski, Phys. Rev. B **74**, 104509 (2006); Yu. I. Latyshev, M. Konczykowski, and S.-J. Kim, JETP Letters, **89**, 342 (2009).
- [14] Gil-Ho Lee, Yong-Duk Jin, and Hu-Jong Lee, Phys. Rev. B **81**, 174508 (2010).
- [15] Note that we consider here the superconducting mesas with low demagnetization factor along H_z .
- [16] A. Buzdin and D. Feinberg, Phys. Lett. A, **167**, 89 (1992).
- [17] R. G. Mints, I. B. Snapiro, and E. H. Brandt, Phys. Rev. B **54**, 9458 (1996).
- [18] M. Machida, Phys. Rev. Lett., **96**, 097002 (2006).
- [19] A. E. Koshelev, Phys. Rev. B, **75**, 214513 (2007).
- [20] The particle current \mathbf{j} in this section describes flow of the pancake vortices proportional to the local electric field and should not be confused with the electric current.
- [21] We measure the temperature T in the energy units throughout the paper. Conversion to kelvins can be made by usual substitution $T \rightarrow k_B T$, where k_B is the Boltzmann constant.
- [22] V. N. Kopylov, A. E. Koshelev, I. F. Schegolev and T. G. Togonidze, Physica C **170**, 291 (1990); L. Burlachkov, V. B. Geshkenbein, A. E. Koshelev, A. I. Larkin, and V. M. Vinokur, Phys. Rev. B **50**, 16 770 (1994).
- [23] V. G. Kogan, Phys. Rev. B **75**, 064514 (2007).
- [24] A. A. Abrikosov, *Fundamentals of Theory of Metals* (North-Holland, Amsterdam, 1988).
- [25] A. Buzdin and J. P. Brison, Phys. Lett. A, **196**, 267 (1994).
- [26] G. Böbel, Nuovo Cim. **38**, 1740 (1965).
- [27] L. N. Bulaevskii, M. Maley, H. Safar, and D. Dominguez, Phys. Rev. B **53**, 6634 (1996).
- [28] I. Kakeya, K. Fukui, K. Kawamata, T. Yamamoto, and K. Kadowaki, Physica C **468**, 669 (2008).
- [29] W. Anukool, S. Barakat, C. Panagopoulos, and J. R. Cooper, Phys. Rev. B **80**, 024516 (2009) .