

Demise of CKM & its aftermath^a

Enrico Lunghi[†] and Amarjiit Soni^{†b}

[†] *Physics Department, Indiana University, Bloomington, IN 47405, USA*

^{††} *Department of Physics, Brookhaven National Laboratory, Upton, NY 11973, USA*



Using firmly established experimental inputs such as ϵ_K , ΔM_d , ΔM_s , $\text{Br}(B \rightarrow \tau\nu)$, γ , V_{cb} along with corresponding lattice matrix elements which have been well studied and are in full QCD such as B_K , SU3 breaking ratio ξ , B_{B_s} and in particular without using V_{ub} or the pseudoscalar decay constants f_{B_d} or f_{B_s} from the lattice, we show that the CKM-paradigm now appears to be in serious conflict with the data. Specifically the SM predicted value of $\sin 2\beta$ seems too high compared to direct experimental measured value by over 3σ . Furthermore, our study shows that new physics predominantly effects B-mixings and $B_d \rightarrow \psi K_s$, and not primarily in kaon-mixing or in $B \rightarrow \tau\nu$. Model independent operator analysis suggests the scale of underlying new physics, accompanied by a BSM CP-odd phase, responsible for breaking of the SM is less than a few TeV, possibly as low as a few hundred GeV. Two possible BSM scenarios, namely warped extra-dimensions and SM with a 4th generation, are briefly discussed. Generic predictions of warped flavor models are briefly discussed. While SM with 4th generation (SM4) is a very simple way to account for the observed anomalies, SM4 is also well motivated due to its potential role in dynamical electroweak symmetry breaking via condensation of heavy quarks and in baryogenesis.

1 Introduction

The next big step in our understanding of particle physics will be the uncovering of the electroweak symmetry breaking (EWSB) mechanism. The present and upcoming collider experiments

^aInvited talk at the EW Moriond 2010

^bSpeaker

(Fermilab and LHC) will be able to test the Standard Model (SM) Higgs mechanism. New physics is widely expected at around the TeV scale if the Higgs mass is not to receive large radiative corrections and require severe fine-tuning. A stringent constraint on the SM mechanism of EWSB is the tight structure of flavor changing (FC) interactions: tree-level FC neutral currents are forbidden and charged currents are controlled by the Cabibbo–Kobayashi–Maskawa (CKM) [1] mixing matrix

$$V = \begin{pmatrix} 1 - \frac{l^2}{2} & l & Al^3(\rho - i\eta) \\ -l & 1 - \frac{l^2}{2} & Al^2 \\ Al^3(1 - \rho - i\eta) & -Al^2 & 1 \end{pmatrix}. \quad (1)$$

Within the SM, the CKM matrix is the only source of FC interactions and of CP violation. There is no reason, in general, to expect that new physics (needed to stabilize the Higgs mass) at the TeV scale will be in the basis wherein the quark mass matrix is diagonal. This reasoning gives rise to another fundamental problem in particle physics, namely the flavor puzzle i.e. unless the scale of new physics is larger than 10^3 TeV it causes large FCNC especially for the $K - \bar{K}$ system. Thus flavor physics provides constraints on models of new physics up to scales that are much much larger than what is accessible to direct searches at colliders such as the Tevatron or the LHC. Flavor physics is therefore expected to continue to provide crucial information for the interpretation of any physics that LHC may find.

In the past decade significant progress was made in our understanding of flavor physics, thanks in large part to the spectacular performance of the two asymmetric B-factories. For the first time it was experimentally established that the CKM-paradigm [1] of the Standard Model (SM) provides a quantitative description of the observed CP violation, simultaneously in the B-system as well as in the K-system with a single CP-odd phase, to an accuracy of about 20% [2]. While this success of the CKM picture is very impressive, the flip side is that an accuracy of $O(20\%)$ leaves open the possibility of quite sizable new physics contributions. In this context it is important to recall that the indirect CP violation parameter, $\varepsilon_K \sim 2 \times 10^{-3}$ [3] is an asymmetry of $O(10^{-3})$ and an important reminder that if searches had been abandoned even at $O(1\%)$ the history of Particle Physics would have been completely different. Indeed, in the past few years as better data and better theoretical calculations became available some rather serious tensions have emerged [4–9].

Recently [10], we showed that the use of the latest experimental inputs along with a careful use of the latest lattice results leads to a rather strong case for a sizable contribution due to beyond the Standard Model sources of CP violation that in $\sin 2\beta$ could be around 15–25%. Clearly if this result stands further scrutiny it would have widespread and significant repercussions for experiments at the intensity as well as the high energy frontier. We also were able to isolate the presence of new physics primarily in the time dependent CP measurements via the “gold-plated” ψK_s mode which intimately involves B-mixing amplitude and the decay $B \rightarrow \psi K_s$. Our analysis does not exclude possible sub-dominant effect in kaon-mixing and/or in $B \rightarrow \tau\nu$. In particular, our analysis [10] indicates that the data does not seem to provide a consistent interpretation for the presence of large new physics contribution to the tree amplitude for $B \rightarrow \tau\nu$.

2 Choice of lattice inputs

Key inputs from experiment and from the lattice needed for our analysis are shown in Table 1. Below we briefly remark on a few of the items here that deserve special mention:

- With regard to lattice inputs we want to emphasize that quantities used here have been carefully chosen and are extensively studied on the lattice for many years. Results that we use

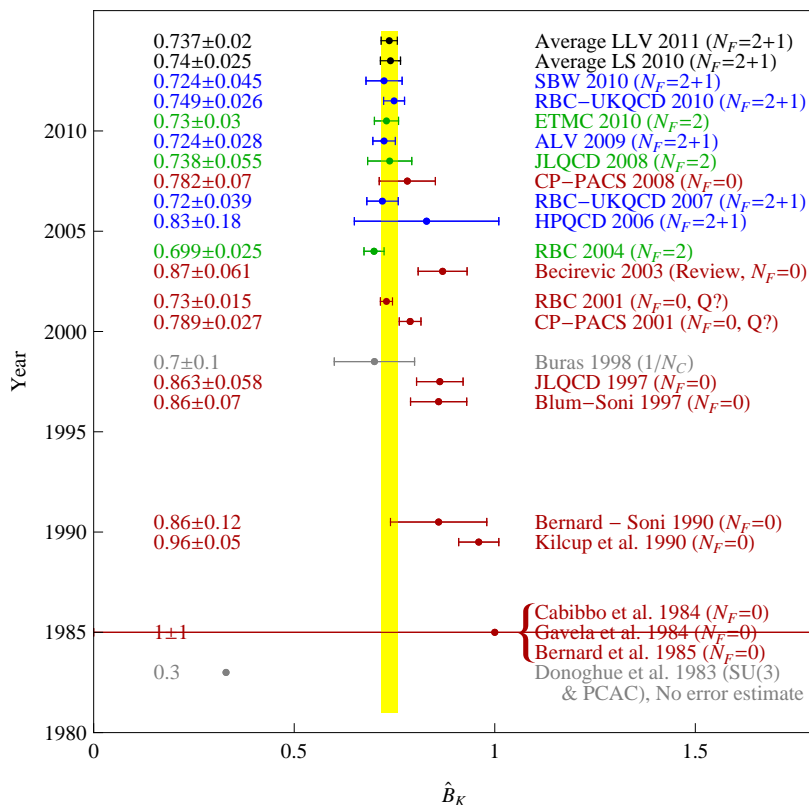


Figure 1: A quarter century of lattice-QCD efforts to improve the determination of B_K . As a representative of continuum methods, the results of Refs. [20, 21] using lowest order ChPT and $SU(3)$ flavor symmetry with no estimate of errors and of Ref. [22, 23] using large N_C are shown in gray. Several quenched lattice results are shown in red. In particular, three earliest attempts on the lattice around 1984-85 (marked as Cabibbo *et al.*, Gavela *et al.* and Bernard *et al.*) [24–26]. Amongst these early attempts are also [27] using Wilson Fermions and of [28] using staggered quarks. First large scale staggered result, marked as JLQCD is of [29]. Blum and Soni [30] marks the first simulation of B_K using quenched domain-wall quarks followed by large scale studies of that approach by CP-PACS 2001 [31], RBC 2001 [32] and CP-PACS 2008 [33]. Review of all quenched results prior to 2003 is marked as Becirevic [34]. Unquenched 2 flavors calculations are shown in green including RBC 2004 [35]; JLQCD 2008 [17] and ETMC 2009 [36, 37]. Unquenched 2+1 flavors calculations are shown in Blue: HPQCD 2006 [12] with staggered; RBC-UKQCD 2007 [38] with domain wall and ALV [14] using mixed action. Also RBC-UKQCD 2010 [19] using domain-wall quarks and SBW [16] using staggered. In black [LS] is the average used in the analysis of Ref. [10] and the recent average[LLV] obtained in Refs. [39, 40].

are obtained in full QCD with $N_F = 2 + 1$ simulations, are in the continuum limit, are fairly robust and emerge from the works of more than one collaboration and in most cases by many collaborations.

- Regarding calculations of \hat{B}_K [11] on the lattice, it is useful to note that in the past 3 years a dramatic reduction in errors has been achieved and by now a number of independent calculations with errors $\lesssim 5\%$ and with consistent central values have been obtained using $N_f = 2 + 1$ [12–16] as well as $N_f = 2$ [17] dynamical simulations (see Ref. [18] for a review). Again, to be conservative, we only use weighted average of two results that are both in full QCD, use different fermion discretizations (domain-wall and staggered) and that also use completely different gauge configurations and completely different procedures for operator renormalization [16, 19].

Given the important role lattice calculations of weak matrix element are playing in the evaluation of some of the important non-perturbative quantities that are critical to constraining fundamental parameters in flavor physics, we now take this opportunity to briefly comment on how the calculation of B_K evolved over the past ~ 25 years. This example should serve to

illustrate developments in many such calculations; the history of B_K is summarized in Fig. 1 [41].

Recall that before the advent of the lattice approach to B_K , an interesting first attempt [20, 21], using charged kaon lifetime, lowest order chiral perturbation theory and flavor SU(3) symmetry, estimated $B_K \approx 0.33$. But of course an estimate such as this represents an uncontrollable approximation, with no reliable error estimate or understanding of scale dependence. If one were to use such a value of B_K , in conjunction with experimentally measured value of ϵ_K , to deduce the Wolfenstein parameter η , that uniquely controls CP violation in the CKM picture, we would get a central value about a factor of two higher than modern numbers, but even more noticeably the error on η could easily be O(100%) rather than $\sim 10\%$ [7] that we now have.

One of the primary purpose for the construction of the two asymmetric B-factories in the 1990's was that they would allow us to extract directly from experiment the weak CP-odd phase via $B \rightarrow \psi K_S$. They accomplished this task beautifully, providing us with a rather precise value, $\sin 2\beta = 0.668 \pm 0.023$, *i.e.* with an accuracy of about 3.4%. But for this accurate determination, attained at a significant expense and effort, to be useful in testing the Standard Model, and in particular to test that the CP-odd phase in the CKM paradigm is quantitatively responsible for the observed CP violation in K_L decays as well as in B-decays, a value for B_K with commensurate precision is essential. If the accuracy on B_K had stayed at the level of O(100%) then the B-factory measurement would have failed to have an impact on the fundamental theory.

The very first attempts [24–26] in the 80's on calculating B_K all started with Wilson fermions in the quenched approximation and of course had huge errors with a value of B_K consistent with 0 or 1.

Amongst the continuum methods, perhaps the most interesting result was that of [22], $\hat{B}_K = 0.70 \pm 0.10$ [23], obtained by using the large N approximation: this result corresponds to lattice results obtained in the quenched approximation. Remarkably, this calculation has been consistent with all older lattice results obtained over the years in the quenched approximation, and in fact its claimed accuracy is higher, since, following [42] many, if not most, lattice calculations done in the quenched approximation were quoting a (conservative) guess-estimate for the systematic error due to the quenched approximation of $\approx 15\%$ [43], though with hindsight we now see that the quenching error on B_K was less than 5%.

In the quenched approximation, the result, $\hat{B}_K = 0.863 \pm 0.058$ (where the stated error does not include quenching error) of [29], obtained by using staggered quarks, and perturbative renormalization, stood as the most precise lattice result for a long time. With the advent of domain-wall quarks [30, 44, 45] and with large scale (quenched) simulations with domain wall quarks [31, 32] it was found that domain wall quarks consistently tended to give about 8 to 15% smaller B_K (implying a larger CP-odd phase, η) compared to the staggered result of [29].

With dynamical 2+1 simulations there is no longer any need for estimating quenching errors and 3-4 years ago RBC–UKQCD [13] obtained the first result in full QCD using DWQ, with an estimated total error of about 5.5%, finally managing to by-pass the stated accuracy of [23]. Furthermore, by 2010 quite a few lattice calculations using full QCD (and with different discretizations [18]) have managed to reduce the error even less than that to about 4%. Furthermore, the latest RBC-UKQCD calculation [19] made significant improvements in renormalization and in chiral extrapolation to reduce the error further to 3.6%.

As mentioned previously, in our study we are using a weighted average of this latest domain-wall result [19] and that of Ref. [16] obtained by using staggered quarks.

- Given the large disparity between the exclusive and inclusive determinations of V_{ub} at the level of 3.3σ , see Table 1, it is very difficult to draw reliable conclusions by using this quantity; therefore, since 2008 [5] we have been advocating not using V_{ub} for testing or constraining the UT. Consequently in this work also we will make very limited and peripheral use of V_{ub} only. We should also stress that this is one of the key differences between other groups [6, 9] work

$ V_{cb} _{\text{excl}} = (39.5 \pm 1.0) \times 10^{-3}$	$\eta_1 = 1.51 \pm 0.24$ [49]
$ V_{cb} _{\text{incl}} = (41.68 \pm 0.44 \pm 0.09 \pm 0.58) \times 10^{-3}$ [50]	$\eta_2 = 0.5765 \pm 0.0065$ [51]
$ V_{cb} _{\text{avg}} = (40.9 \pm 1.0) \times 10^{-3}$	$\eta_3 = 0.494 \pm 0.046$ [52, 53]
$ V_{ub} _{\text{excl}} = (31.2 \pm 2.6) \times 10^{-4}$	$\eta_B = 0.551 \pm 0.007$ [54]
$ V_{ub} _{\text{incl}} = (43.4 \pm 1.6_{-2.2}^{+1.5}) \times 10^{-4}$ [50]	$\xi = 1.23 \pm 0.04$
$ V_{ub} _{\text{tot}} = (33.7 \pm 4.9) 10^{-4}$	$\lambda = 0.2253 \pm 0.0009$ [55]
$\Delta m_{B_d} = (0.507 \pm 0.005) \text{ ps}^{-1}$	$\alpha = (89.5 \pm 4.3)^\circ$
$\Delta m_{B_s} = (17.77 \pm 0.12) \text{ ps}^{-1}$	$\kappa_\varepsilon = 0.94 \pm 0.02$ [39, 56, 57]
$\varepsilon_K = (2.229 \pm 0.012) 10^{-3}$	$\hat{B}_d = 1.26 \pm 0.11$
$m_{t,\text{pole}} = (172.4 \pm 1.2) \text{ GeV}$	$f_{B_d} = (208 \pm 8) \text{ MeV}$ [48]
$m_c(m_c) = (1.268 \pm 0.009) \text{ GeV}$	$f_K = (155.8 \pm 1.7) \text{ MeV}$
$S_{\psi K_S} = 0.668 \pm 0.023$ [58]	$\hat{B}_K = 0.742 \pm 0.023$
$f_{B_s} \sqrt{\hat{B}_{B_s}} = (291 \pm 16) \text{ MeV}$	$\gamma = (78 \pm 12)^\circ$ [59, 60]
$\text{BR}_{B \rightarrow \tau \nu} = (1.68 \pm 0.31) \times 10^{-4}$ [61–63]	

Table 1: Lattice QCD and other inputs to the unitarity triangle analysis. The determination of α is obtained from a combined isospin analysis of $B \rightarrow (\pi\pi, \rho\rho, \rho\pi)$ branching ratios and CP asymmetries [50]. Statistical and systematic errors are combined in quadrature; for the error on V_{ub} see [64]. We adopt the averages of Ref. [39, 40] (updates at www.latticeaverages.org) for all quantities with the exception of ξ , $f_{B_s} \hat{B}_s^{1/2}$, \hat{B}_K and f_{B_d} (see text).

on UT fits and us. Another difference from those works is that we use $\xi = f_{B_s} \hat{B}_s^{1/2} / f_{B_d} \hat{B}_d^{1/2}$, $f_{B_s} \hat{B}_s^{1/2}$ and \hat{B}_d to describe B_q mixing and $B \rightarrow \tau \nu$ (as opposed to f_{B_s} / f_{B_d} , \hat{B}_s / \hat{B}_d , \hat{B}_s and f_{B_s}). Moreover, we fit f_{B_d} in conjunction with particular hypotheses and use the determined value of f_{B_d} as a diagnostic tool. Another difference between our work and Ref. [9] is that, in the latter, the authors include in the fit the D0 dimuon asymmetry [46, 47], a_{SL}^s , in semileptonic B_s and \bar{B}_s decays; while we agree that this is a very interesting result, we believe that it needs confirmation and therefore are not using it in our fit.

- The complete set of lattice inputs that we use is presented in Table 1. All inputs, are taken from Refs. [39, 40] (see <http://www.latticeaverages.org> for updates) with the exception of \hat{B}_K (see discussion above), ξ (since the statistical errors of the HPQCD and Fermilab/MILC results are 100% correlated, we decided to increase the statistical error of the HPQCD result to bring it in line with the more conservative Fermilab/MILC estimate), f_{B_d} (we update the HPQCD determination of f_{B_d} [48]) and $f_{B_s} \hat{B}_s^{1/2}$ (we update the HPQCD determination of f_{B_s} [48] and combine it with the Fermilab/MILC result; we then combine the f_{B_s} average with the HPQCD determination of \hat{B}_s adding *linearly* the uncertainties.).

3 Some results of the fit.

We first draw attention to the results of the fit shown in the upper panel of Fig. 2. Here we use as inputs from experiments, ε_K , ΔM_d , ΔM_s , γ and $\text{BR}(B \rightarrow \tau \nu)$ [65] and from the lattice, \hat{B}_K , ξ , $f_{B_s} \hat{B}_s^{1/2}$ and \hat{B}_d (but not f_{B_d}) and we extract the fitted value of $\sin 2\beta$ and of f_{B_d} . We obtain:

$$\sin(2\beta)^{\text{fit}} = 0.867 \pm 0.050, \quad (2)$$

which is about 3.2σ away from the experimentally measured value of 0.668 ± 0.023 . We believe this result provides a strong indication that the CKM description of the observed CP violation is breaking down [66].

For the fitted value of f_{B_d} along with the predicted value of $\sin(2\beta)$ given above, we find:

$$f_{B_d}^{\text{fit}} = (201.5 \pm 9.4) \text{ MeV} . \quad (3)$$

This “predicted” value is in very good agreement with the one obtained by direct lattice calculation, $f_{B_d} = (208 \pm 8) \text{ MeV}$. This is a useful consistency check signifying that the SM description of the inputs used, especially of $B \rightarrow \tau\nu$, is working fairly well and that it is unlikely that the $B \rightarrow \tau\nu$ tree amplitude is receiving large contributions from new physics; most likely the dominant effect of new physics is in fact in $\sin(2\beta)$. Later we will reexamine this from an entirely different perspective and show in fact there is additional independent support to these interpretations.

In order to further scrutinize the tentative conclusion reached above, we next present an alternate scenario depicted in the bottom panel of Fig. 2. Here, we make one important change in the inputs used. Instead of using the measured value of $\text{BR}(B \rightarrow \tau\nu)$ we now use as input the measured value of $\sin(2\beta)$ from the “gold-plated” $B_d \rightarrow \psi K_s$ mode. Again, this fit yields two important predictions:

$$\text{BR}(B \rightarrow \tau\nu)^{\text{fit}} = (0.768 \pm 0.099) \times 10^{-4} , \quad (4)$$

$$f_{B_d}^{\text{fit}} = (185.6 \pm 9.1) \text{ MeV} . \quad (5)$$

Eq. (4) deviates by 2.7σ from the experimental measurement, as can also be gleaned from an inspection of the bottom panel of Fig. 2. It is particularly interesting that also the fit prediction for f_{B_d} now deviates by about 1.8σ from the direct lattice determination given in Table 1. We believe this provides additional support that the measured value of $\sin(2\beta)$ being used here as a key input is not consistent with the SM and in fact is receiving appreciable contributions from new physics.

This leads us to conclude that while the presence of some sub-dominant contribution of new physics in $B \rightarrow \tau\nu$ is possible, a large contribution of new physics in there is not able to explain, in a consistent fashion, the tension we are observing in the unitarity triangle fit.

This conclusion receives corroboration by the observation that even without using $B \rightarrow \tau\nu$ at all, and using as input only ϵ_K , $\Delta M_{B_s}/\Delta M_{B_d}$ and $|V_{cb}|$ (see Fig. 5), the predicted value of $\sin(2\beta)$ deviates by 1.8σ from its measurement (in this case we find $\sin(2\beta)^{\text{fit}} = 0.814 \pm 0.081$). Thus, possible new physics in $B \rightarrow \tau\nu$ can alleviate but not remove completely the tension in the fit.

We recall that the fit above is actually the simple fit we had reported some time ago (now with updated lattice inputs) with its resulting $\approx 2\sigma$ deviation [5]. This fit is somewhat special as primarily one is only using $\Delta F = 2$ box graphs from ϵ_K and $\Delta M_{B_s}/\Delta M_{B_d}$ in conjunction with lattice inputs for B_K and the SU(3) breaking ratio ξ . The experimental input from box graphs is clearly short-distance dominated and for the lattice these two inputs are particularly simple to calculate as the relevant 4-quark operators have no mixing with lower dimensional operators and also require no momentum injection. The prospects for further improvements in these calculations are high and the method should continue to provide an accurate and clean “prediction” for $\sin(2\beta)$ in the SM. So even if the current tensions get resolved, this type of fit should remain a viable way to test the SM as lattice calculations and experimental inputs continue to improve.

3.1 Roles of V_{cb} , ϵ_K , V_{ub} and of hadronic uncertainties.

The fit described above does use V_{cb} where again the inclusive and exclusive methods differ mildly (about 1.7σ). Of greater concern here is that ϵ_K scales as $|V_{cb}|^4$ and therefore is very sensitive to the error on V_{cb} . We address this in two ways. First in the upper panel of Fig. 3 we

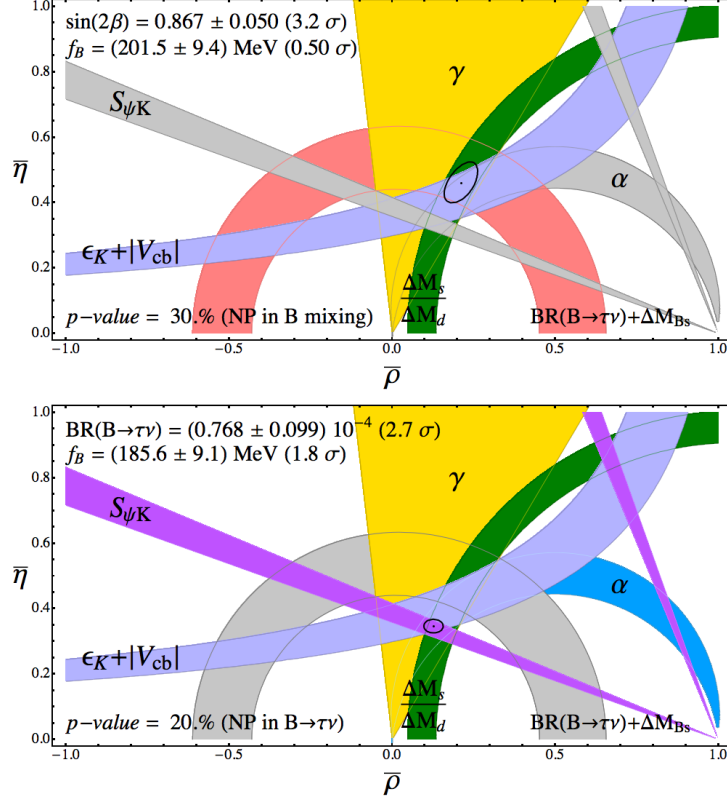


Figure 2: Unitarity triangle fit. In each plot inputs that are grayed out are *not* used to obtain the black contour (which represents the SM allowed 1σ region), the p-value and the fit predictions presented in the upper left corners. The deviations of the fit predictions for $\sin(2\beta)$ and $\text{BR}(B \rightarrow \tau\nu)$ from the respective measurements are obtained using the actual chi-square distribution for these quantities. The p-value of the complete SM fit (i.e. including all the inputs) is $p_{\text{SM}} = 1.7\%$. In the upper panel, we consider a scenario with a new phase in B_d mixing, thereby removing the $\sin(2\beta)$ and α inputs. In the lower panel we consider a scenario with new physics in $B \rightarrow \tau\nu$, thereby removing the $\text{BR}(B \rightarrow \tau\nu)$ input.

study a fit wherein no semi-leptonic input from $b \rightarrow c$ or $b \rightarrow u$ is being used. Instead, in this fit $\text{BR}(B \rightarrow \tau\nu)$ and ΔM_{B_s} along with ϵ_K , $\Delta M_{B_s}/\Delta M_{B_d}$ and γ are used. Interestingly this fit gives

$$\sin(2\beta)^{\text{fit}} = 0.905 \pm 0.047, \quad (6)$$

$$f_{B_d}^{\text{fit}} = (202.9 \pm 9.3) \text{ MeV} \quad (7)$$

Thus, once again, $\sin(2\beta)$ is off by 3.1σ whereas f_{B_d} is in very good agreement with directly measured value which we again take to mean that the *bulk* of the discrepancy is in $\sin(2\beta)$ rather than in $B \rightarrow \tau\nu$ or in V_{cb} .

Next we investigate the role of ϵ_K . In the bottom panel of Fig. 3 we show a fit where only input from B-physics, namely $\Delta M_{B_s}/\Delta M_{B_d}$, ΔM_{B_s} , γ , $|V_{cb}|$ and $\text{BR}(B \rightarrow \tau\nu)$ are used. This fit yields,

$$\sin(2\beta)^{\text{fit}} = 0.889 \pm 0.055, \quad (8)$$

$$f_{B_d}^{\text{fit}} = (200.7 \pm 11) \text{ MeV} \quad (9)$$

Thus, $\sin(2\beta)^{\text{fit}}$ is off by $\approx 2.4\sigma$ and again $f_{B_d}^{\text{fit}}$ is in good agreement with its direct determination. We are, therefore, led to conclude that the role of ϵ_K in the discrepancy is subdominant and that the bulk of the new physics contribution is likely to be in B-physics. As before, the fact that

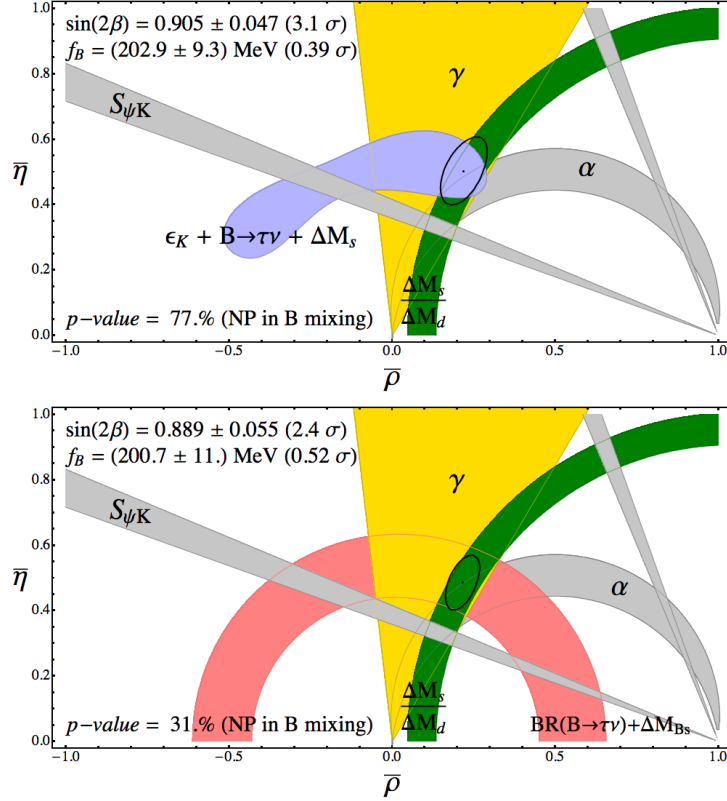


Figure 3: Unitarity triangle fit without semileptonic decays (upper panel) and without use of K mixing (lower panel). See the caption in Fig. 2.

the fitted value of f_{B_d} is in good agreement with its direct determination seems to suggest that the input $\text{BR}(B \rightarrow \tau\nu)$ is most likely not in any large conflict with the SM, though, obviously we cannot rule out the possibility of it receiving a sub-dominant contribution from new physics.

For completeness, we present in Fig. 4 the results we obtain when including V_{ub} in the fit. Note that inclusive and exclusive determinations of $|V_{ub}|$ differ at 3.3σ (see Table 1) and, for this reason, are presented separately in the plot. Before taking the average, we add a 10% model uncertainty to the inclusive determination. This reduces the discrepancy to 2.1σ . We finally rescale the error on the average by the square root of the reduced chi-square (following the PDG recipe). In Table 1 we report the result we obtain and that we use in the fit.

A compilation of all the eleven fits that we studied for $\sin 2\beta$ are shown in Fig. 5. Notice that there is only one case in here (8th from the top) where the discrepancy in $\sin 2\beta$ is only $O(1\sigma)$. We believe this is primarily a reflection of the large ($\approx 14.4\%$) uncertainty with our combined V_{ub} fit originating from the large disparity between inclusive and exclusive determinations. This is again a reminder of the fact that till this discrepancy gets removed, we cannot use V_{ub} to draw any reliable conclusion.

4 $B \rightarrow \tau\nu$ and new physics

Now with regard to $B \rightarrow \tau\nu$, Fig. 6 shows a summary of predictions versus the measured BR. Notice that whenever the measured value of $\sin(2\beta)$ is used as an input, the predicted BR is $\approx 2.7\sigma$ from the measured one. In the preceding discussion we have emphasized that this seems to us to be a consequence of new physics largely in B mixings and/or in $B_d \rightarrow \psi K_s$ decay. This

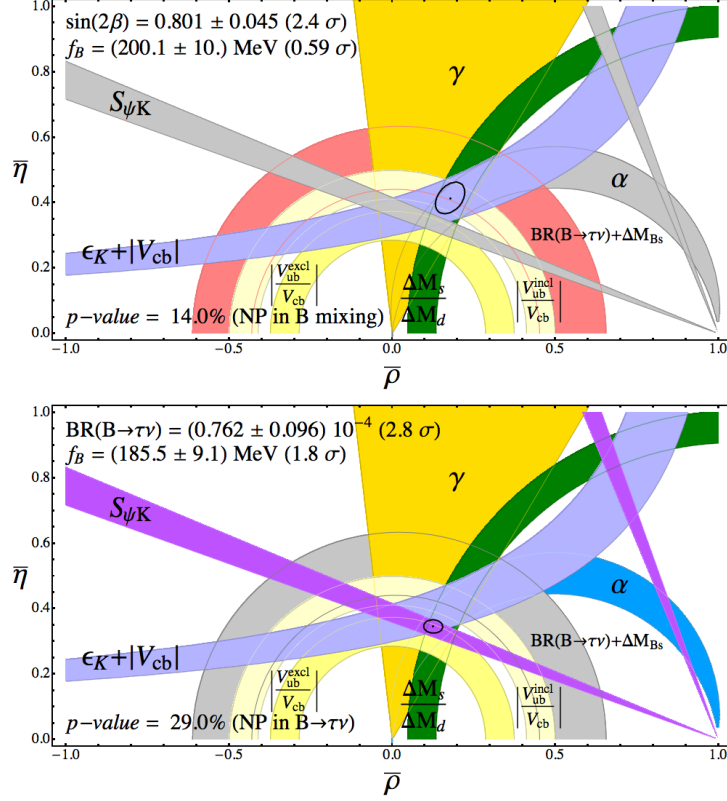


Figure 4: Unitarity triangle fit with V_{ub} . We plot separately the constraints from inclusive and exclusive semileptonic B decays. The contour, p -value and fit predictions are obtained using the $|V_{ub}|_{\text{tot}}$. See the caption in Fig. 2.

conclusion receives further strong support when we try determine the $B \rightarrow \tau\nu$ branching ratio without using $\sin 2\beta$. Indeed as shown in Fig. 6 when we use ϵ_K , ΔM_{B_q} , V_{cb} and γ only, the fitted value of $BR(B \rightarrow \tau\nu)$ is in very good agreement with the measured value.

In principle, of course, the prediction for $BR(B \rightarrow \tau\nu)$ only needs the values of f_{B_d} and of V_{ub} . Fixing now $f_{B_d} = 208 \pm 8$ MeV as directly determined on the lattice (see Table 1) we show the corresponding two predictions for the BR using separately the values of V_{ub} determined in inclusive and in exclusive decays. It is clear that the inclusive determination yields results that are within one σ of experiment (see also Fig. 2); however with V_{ub} from exclusive modes (that makes use of the semileptonic form factor as determined on the lattice), the BR deviates by $\approx 2.8\sigma$ from experiment. This may be a hint that lattice based exclusive methods have some intrinsic difficulty or that the exclusive modes are sensitive to some new physics that the inclusive modes are insensitive to, *e.g.* right-handed currents [67, 68]. In either case, this reasoning suggests that we try using the value of V_{ub} given by inclusive methods only in our fit for determining $\sin 2\beta$. This line of reasoning is also supported by the analysis presented in Ref. [69] in which the discrepancy between the experimental determination and the SM prediction of ratio $R_{s/l} = BR(B \rightarrow \pi l\nu)/BR(B \rightarrow \tau\nu)$ is considered. Note that the authors of Ref. [69] find that the experimental value of this ratio is about a factor of 2 smaller than the SM prediction and that this discrepancy is independent of whether lattice QCD or Light-Cone QCD Sum Rules are used to determine the $B \rightarrow \pi$ form factor and the B decay constant. This result can be seen as a solid consistency check of the lattice QCD calculation of the $B \rightarrow \pi$ form factor. Within the SM this ratio is independent of short distance physics (the $|V_{ub}|^2$ factors cancel out) and measures the ratio of the $B \rightarrow \pi$ form factor to the B decay constant. New physics in right-handed currents affects differently the $B \rightarrow \pi l\nu$ and $B \rightarrow \tau\nu$ transitions and might be responsible for

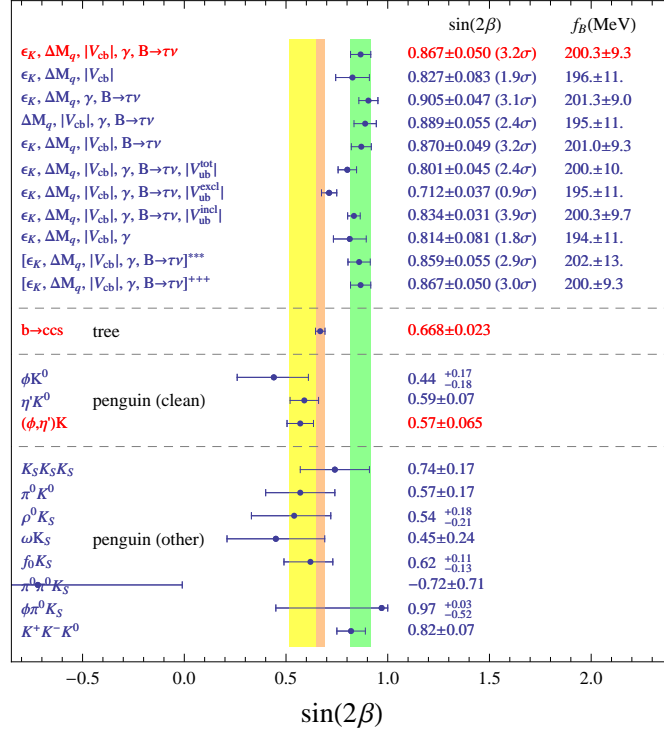


Figure 5: Summary of $\sin(2\beta)$ determinations. The entry marked *** (tenth from the top) is obtained with lattice errors increased by 50% over those given in Table 1 for each of the input quantities that we use and the entry marked +++ (eleventh from the top) corresponds to adding an hadronic uncertainty $\delta\Delta S_{\psi K} = 0.021$ to the relation between $\sin(2\beta)$ and $S_{\psi K}$. See the text for further explanations.

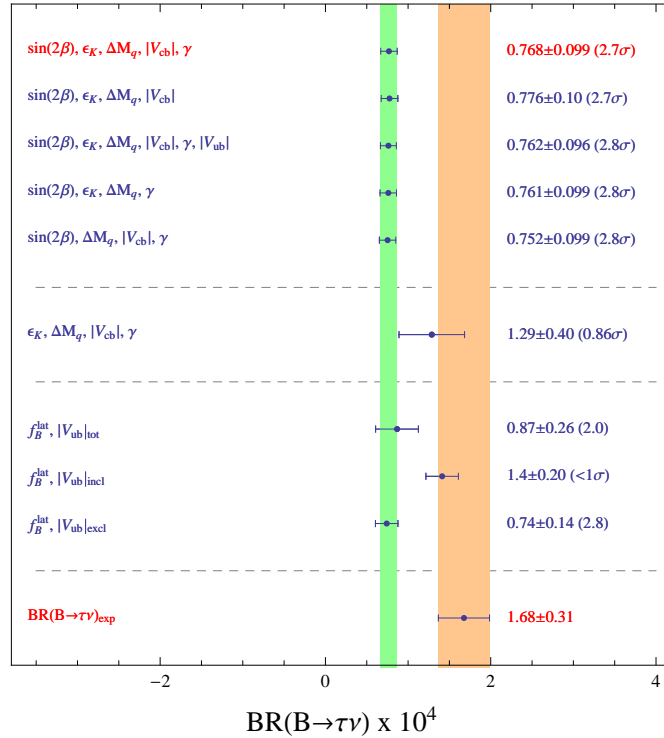


Figure 6: Summary of $\text{BR}(B \rightarrow \tau\nu)$ determinations.

the observed discrepancy.

5 Summary of fits, perspective & outlook.

The result of our analysis strongly suggests that the SM predicted value of $\sin(2\beta)$ is around 0.85 whereas the value measured experimentally via the gold plated ψK_s mode is around 0.66 constituting a deviation of about 3σ from the SM (see Fig. 5). To put this result in a broader perspective let us now recall that in fact in the SM $\sin(2\beta)$ can also be measured via the penguin dominated modes (see Fig. 5) [70–73]. Unfortunately several of these modes suffer from a potentially large tree pollution, though there are good reasons to believe that the $\eta' K_s$, ϕK_s and $3 K_s$ modes are rather clean [74–76] wherein the deviations from $\sin 2\beta$ are expected to be only O(few %). The striking aspect of these three clean modes as well as many others penguin dominated modes (see Fig. 5) is that the central values of almost all of them tend to be even smaller than the value (0.66), measured in ψK_s , and consequently tend to exhibit even a larger deviation from the SM prediction of around 0.85. Thus, seen in the light of our analysis, the deviation in these penguin modes suggests the presence of new CP-violating physics not just in B -mixing but also in $b \rightarrow s$ penguin transitions.

Moreover, the large difference ($\approx (14.4 \pm 2.9)\%$) [3] in the direct CP asymmetry measured in $B^0 \rightarrow K^+ \pi^-$ versus that in $B^+ \rightarrow K^+ \pi^0$ provides another hint that $b \rightarrow s$ penguin transitions may be receiving the contribution from a beyond the SM source of CP-violation (for alternate explanation see Refs. [77–79]). To briefly recapitulate, in the SM one naively expects this difference to be vanishingly small and careful estimates based on QCD factorization ideas suggest that it is very difficult to get a difference much larger than $(2.2 \pm 2.4)\%$ [7].

Of course, if $b \rightarrow s$ penguin transitions ($\Delta Flavor = 1$) are receiving contributions from new physics, then it is quite unnatural for B_s mixing amplitudes ($\Delta Flavor = 2$) to remain unaffected. Therefore, this reasoning suggests that we should expect non-vanishing CP asymmetries in $B_s \rightarrow \psi\phi$ as well as a non-vanishing di-lepton asymmetry in $B_s \rightarrow X_s l\nu$. As is well known, at Fermilab, in the past couple of years CDF and D0 experiments have been studying CP asymmetry in $B_s \rightarrow \psi\phi$. The latest result with about 6 fb^{-1} from each experiment seems to reveal a reduction from $\sim 1.8\sigma$ tension to $\sim 1\sigma$ from the SM [50, 80, 81]. Thus, findings in $B_s \rightarrow \psi\phi$ from Fermilab and from LHCb are eagerly awaited.

Another interesting and potentially very important development with regard to non-standard CP in B_s is that last year D0 announced the observation of a large dimuon asymmetry in B -decays amounting to a deviation of ($\approx 3.2\sigma$) from the minuscule asymmetry predicted in the SM [46, 47]. They attribute this largely to originate from B_s mixing. While this is a very exciting development, their experimental analysis is extremely challenging and a confirmation is highly desirable before their findings can be safely assumed. Note, though, HFAG [50] has combined CDF and D0 results on $B_s \rightarrow \psi\phi$ and on the dimuon asymmetry, A_{sl}^s and finds the deviation from the SM to be around 2.7σ .

Be that as it may, we reiterate that our analysis suggests that the deviation from the SM in $\sin(2\beta)$ is difficult to reconcile with errors in the inputs from the lattice that we use, and strongly suggests the presence of a non-standard source of CP violation largely in B/B_s mixings, thereby predicting that non-standard signals of CP violation in $S(B_d \rightarrow \eta' K_s, \phi K_s, 3K_s \text{ etc.})$ as well as in $S(B_s \rightarrow \psi\phi)$, and the semileptonic and di-lepton asymmetries in B_s , and possibly also in B_d , decays will persist and survive further scrutiny in experiments at the intensity frontiers such as Fermilab (CDF, D0), LHCb and the Super-B factories. Lastly, the fact that our analysis rules out the possibility that new physics exclusively in kaon mixing is responsible for the deviations in $\sin(2\beta)$, has the very important repercussions for the mass scale of the underlying new physics contributing to these deviations: model independent analysis then imply that the relevant mass scale of the new physics is necessarily relatively low, *i.e.* below O(2 TeV) [7, 82]. Thus, collider

experiments at the high energy frontier at LHC and possibly even at Fermilab should see direct signals of the underlying degrees of freedom appearing in any relevant beyond the Standard Model scenario.

6 Aftermath: BSM possibilities

Let us next discuss a model independent point of view as to the possible underlying cause for these anomalies and then two specific models that may be relevant.

6.1 Brief Summary of the model independent analysis

One of the important issue is how these B-CP anomalies will impact search for New Physics at the LHC wherein a knowledge of underlying scale of NP would be very useful. With this in mind we [7] write down dimension-6 operators under the general assumptions of NP in $\Delta Flavor = 2$ effective Hamiltonian for K , B_d or B_s mixing or for the case of $\Delta Flavor = 1$ Hamiltonian that may be relevant for $b \rightarrow s$ penguin transitions [7]. Our model independent analysis shows that the scale of CP violating NP is only a few hundred GeV if it originates from $b \rightarrow s$, $\Delta Flavor = 1$ penguin Hamiltonian. It rises to about a few TeV if it originates from B_d and/or B_s mixing. From the perspective of LHC the scenario that is the most pessimistic, with NP scale in the range of a few tens of TeVs, is when all of the NP resides only in the dimension-6 LR-operator relevant for the $K - \bar{K}$ mixing [83]. However, in the preceding sections we have shown that bulk of the deviation from the SM does not originate in ϵ_K or $K - \bar{K}$ mixing. This, therefore, has the important consequence that taken seriously these discrepancies with the CKM hint at scale of new physics that is quite likely to be less than a few TeV, possibly even a few hundred GeV. Note also that in our 08-09 work [7] we were unable to rule out the possibility that dominantly NP resides in K -mixing; this only became possible in our 2010 analysis [10].

6.2 Warped Flavordynamics & duality

Perhaps the most interesting and even compelling BSM scenario is that of warped extra dimensional models [84] as it offers a simultaneous resolution to EW-Planck hierarchy as well as flavor puzzle [85,86]. While explicit flavor models are still evolving, potentially this class of models has many interesting features; for example, in general one expects several new BSM CP-odd phases (presumably $O(1)$) [87] that can have important repercussions for flavor physics. Indeed in the simplest scenario it was *predicted* [88] that there should be smallish (*i.e.* $O(20\%)$) deviations from the SM in B_d decays to penguin-dominated final states such as ϕK_s , $\eta' K_s$ etc as well as the possibility of a largish CP-odd phase in B_s mixing which then of course has manifestations in *e.g.* $B_s \rightarrow \psi\phi$, time-dependent asymmetries in $B_d \rightarrow (\rho, K^*)\gamma$, etc [87,88]. In fact there was also a mild CP problem in that very simple rough estimates suggest neutron-EDM should be bigger than current bounds [89] by about an order of magnitude.

Note though that in this original study, for simplicity, it was assumed that B_d mixing was essentially described by the SM. More recently there have been two extensive studies of the possibility of warped models being the origin of the several hints in B, B_s decays mentioned above [90–92].

A common feature of these warped models is that they also imply the existence of various Kaluza-Klein states, excited counterparts of the gluon, weak gauge bosons and of the graviton with masses heavier than about 3 TeV [93]. Note also that unless the masses of these particles are less than about 3 TeV their direct detection at LHC will be very difficult [94–102].

Since viable explicit models are still being developed, it is useful to emphasize generic predictions of warped flavor models. Top quark should exhibit large flavor violations via *e.g.* $t \rightarrow c(u)Z$ [102], largish D^0 mixing with possibly enhanced CP violations, beyond the SM CP

asymmetries are also possible in B_d , B_s physics, also polarized top quarks endowed with some forward-backward asymmetry [103] should be expected. Furthermore, KK particles such as the KK-gluon, graviton, Z' should have large BR to top quark pairs and in fact the tops should be boosted since the decaying resonances are expected to have TeV-scale masses [94–97, 99].

An extremely interesting subtlety about these 5-dimensional warped models is that they are supposed to be dual to some 4-dimensional models with strong dynamics [104–110]. This serves as motivation to search for effective 4-dimensional models that provide a good description of the data.

6.3 Extension of SM to four generations: SM4

SM with four generations provides a rather simple and an interesting extension to address the B-CP anomalies [111–118]. Actually, for several reasons, SM4 is of considerable interest irrespective of these anomalies:

- The heavier quarks could form condensates and thereby play an important role in dynamical electroweak symmetry breaking [119–122].
- Two new CP -odd phases and the heavier quark masses also significantly alleviate one of the key difficulty that SM3 has for baryogenesis [123].
- SM4 can open new avenues for addressing the dark matter issue [124, 125].
- Besides, since we have already seen three families, it is natural to ask why not the fourth?

Note also that while practically all BSM scenarios have difficult time accounting for the (almost) absence of FCNC (in processes such as $\text{BR}(B \rightarrow X_s \gamma)$), SM4 explains this readily. First of all in SM4 (as in SM) FCNC are loop suppressed via the GIM [126] mechanism. Furthermore, as you extend the 3×3 matrix to 4×4 and impose unitarity, the hierarchical structure of CKM matrix extended to 4×4 automatically allows only small residual CP-conserving effects in quantities such as $\text{BR}(B \rightarrow X_s \gamma)$; on the other hand, there can be dramatic difference in CP violating observables where in the SM null results are predicted [127].

In contrast to CP-conserving FCNC, since there are now two new CP-odd phases, they can cause large ($\mathcal{O}(1)$) CP -asymmetries in channels that the CKM phase has negligible effect in the SM [127]. This is expected to be the case *e.g.* in B_s mixing, causing $S(B_s \rightarrow \psi\phi)$ and the semileptonic asymmetry, a_{sl}^s , in $B_s \rightarrow X_s \ell \nu$ to be non-vanishing. Similarly there may be non-vanishing CP-asymmetries in $b \rightarrow s\gamma$, $b \rightarrow sll$, $B_d \rightarrow \eta' K_s$, $B_d \rightarrow \phi K_s$ wherein the SM one expects negligible effects. Moreover, we should also expect the effects due to an additional phase in B_d mixing beyond what's there in the SM. This manifests itself say as a deviation in *e.g.* $\sin 2\beta$ from the SM predicted value and also can cause the semi-leptonic asymmetry, a_{sl}^d to differ from the SM predicted value (that is negligibly small).

It may be useful also to note that seen from the perspectives of SM4 the hierarchy puzzle may just be a historical accident.

Natural mass scale for a Higgs particle in SM4, where the heavy quarks are geared towards EW symmetry breaking, is around $2m_{t'}$. Such a heavy Higgs would of course have very clean decays to $H \rightarrow ZZ$.

Electroweak precision tests do not rule out the existence of a 4th generation though they restrict the mass splitting between the 4th generation doublet (t', b') of quarks to be less than around 75 GeV [128, 129]. This requires some 10% degeneracy in their masses. One cautionary

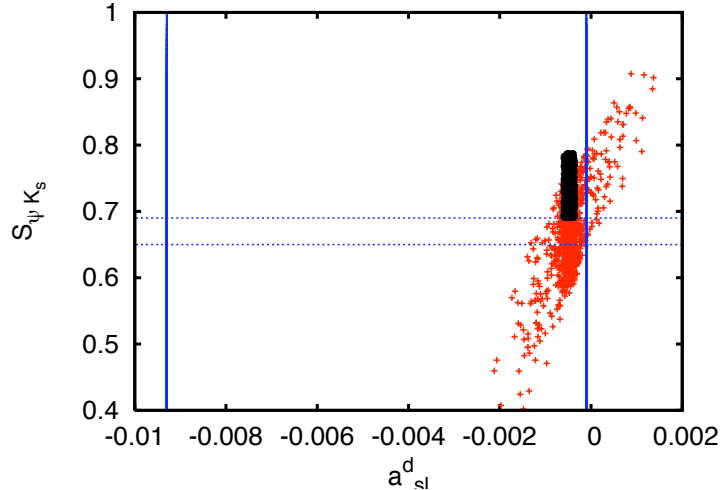


Figure 7: Correlation between $S_{\psi K_s}$ and the semi-leptonic asymmetry, a_{sl}^d in SM4 is shown for $m_{\nu'}$ varying between 375 and 575 GeV. The experimentally allowed region as well as the SM3 bounds are also shown. See Ref. [113] for details.

remark is that such heavy quark masses means large Yukawa couplings, therefore many perturbative calculations, including those relevant for EW precision tests may receive large corrections.

Furthermore LEP experiments require that the 4th generation neutral lepton has to be rather heavy $\gtrsim m_Z/2$; this begs the question as to why there should be such a huge disparity with the three almost massless neutrinos of the conventional SM3 [124,125]. Issues such as these are interesting and require further investigations.

We will briefly now summarize the possible relevance of SM4 to alleviating the discrepancies in the CKM picture that has been our primary focus here. In particular, the tension in $S(\psi K_s)$ that we emphasized has been examined in [113]. Fig 7 from Ref. [113] shows a study of the correlation between the predicted value of $\sin 2\beta$ and a_{sl}^d , which is the semi-leptonic asymmetry in $B_d \rightarrow X_d l \nu$. In this study all known experimental constraints such as ϵ_K , $Br(K^+ \rightarrow \pi^+ \nu \bar{\nu})$, ΔM_d , ΔM_s , constraints on the unitarity angle γ etc have all been incorporated. As is evident from the figure, while the SM4 can accommodate the measured value of $S(\psi K_s)$ it also requires simultaneously that $a_{sl}^d \gtrsim -0.001$, which is only about a factor of a few different from the SM3. This underscores another attractive aspect of SM4: it is rather predictive, highly constrained extension of the SM and can be ruled out with relative ease. In this specific illustration it requires improved determination of a_{sl}^d as well as $S_{\psi K_s}$ both theoretically and experimentally. Improved bound from the B factories, who need to update their several years old result [50] on a_{sl}^d would be very useful.

Another interesting example is the semi-leptonic asymmetry in B_s , a_{sl}^s and its correlation with $S(B_s \rightarrow \psi \phi)$, see Fig. 8 from [113]. It is interesting to note here that while SM4 allows a much larger semi-leptonic asymmetry as shown, it is still not large enough to explain the central value of the asymmetry reported by the recent D0 result [47]. Thus, if improved experimental results uphold near the central value of the D0 experiment, then SM4 may also be ruled out.

Finally, let us also briefly mention that experimental searches for quarks (t' , b') of the 4th generation have already been underway at Fermilab leading to a lower bound of around 350 GeV [130]. We should expect intensified searches at LHC especially since this is something that can be achieved even in the early 7 GeV run [131]. It is expected that after several years of efforts, LHC should be able to find these quarks or put a bound close to a TeV [132].

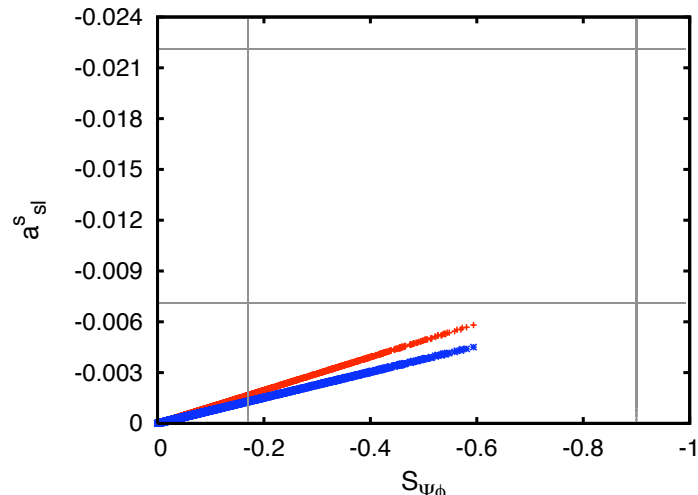


Figure 8: Correlation between $S\psi K_S$ and the semi-leptonic asymmetry, a_{sl}^d in SM4 is shown for $m_{\nu'}$ varying between 375 and 575 GeV. The experimentally allowed region (1σ) is shown. See Ref. [113] for details.

Acknowledgments

We want to thank Jean-Marie Frere, Maurizio Pierini, Yuval Grossman, Uli Haisch and Alexander Khodjamirian for discussions and suggestions. This research was supported in part by the U.S. DOE contract No.DE-AC02-98CH10886(BNL).

1. N. Cabibbo, Phys. Rev. Lett., **10**, 531 (1963); M. Kobayashi and T. Maskawa, Prog. Theor. Phys., **49** 652 (1973).
2. Y. Nir, Nucl. Phys. Proc. Suppl. **117**, 111 (2003).
3. K. Nakamura et al. (Particle Data Group), J. Phys. G **37**, 075021 (2010)
4. E. Lunghi and A. Soni, JHEP **09**, 053 (2007).
5. E. Lunghi and A. Soni, Phys. Lett. **B666** 162 (2008).
6. M. Bona *et al.*, Phys. Lett. B **687**, 61 (2010).
7. E. Lunghi and A. Soni, JHEP **0908**, 051 (2009).
8. E. Lunghi and A. Soni, Phys. Rev. Lett. **104**, 251802 (2010).
9. A. Lenz *et al.*, arXiv:1008.1593 [hep-ph].
10. E. Lunghi and A. Soni, arXiv:1010.6069 [hep-ph].
11. Recall $B_K \equiv \langle K^0 | [\bar{s}\gamma_\mu L d]^2 | \bar{K}^0 \rangle > / [(8/3)f_K^2 m_K^2]$ where m_K and f_K are the mass and the pseudoscalar decay constant of the kaon, in the convention that experimentally $f_K \approx 160 MeV$.
12. E. Gamiz *et al.* [HPQCD and UKQCD Collaborations], Phys. Rev. **D73**, 114502 (2006).
13. D. J. Antonio *et al.* [RBC and UKQCD Collaborations], Phys. Rev. Lett. **100**, 032001 (2008); See also, C. Kelly, talk at Lattice 2010, June 14-19 2010, Sardinia, Italy, <http://www.infn.it/Lattice2010>.
14. C. Aubin, J. Laiho and R. S. Van de Water, Phys. Rev. D **81**, 014507 (2010).
15. H. J. Kim *et al.*, PoS **LAT2009**, 262 (2009).
16. T. Bae, Y. -C. Jang, C. Jung *et al.*, Phys. Rev. **D82**, 114509 (2010).
17. S. Aoki *et al.* [JLQCD Coll.], Phys. Rev. D **77**, 094503 (2008).
18. See the review talk by J. Laiho at Lattice 2010, June 14-19 2010, Sardinia, Italy, <http://www.infn.it/Lattice2010>.
19. Y. Aoki, R. Arthur, T. Blum *et al.* [RBC and UKQCD Collaborations], arXiv:1012.4178 [hep-lat].

20. J. F. Donoghue, E. Golowich, B. R. Holstein, Phys. Lett. **B119**, 412 (1982).
21. P. H. Ginsparg and M. B. Wise, Phys. Lett. B **127**, 265 (1983).
22. W. A. Bardeen, A. J. Buras, J. M. Gerard, Phys. Lett. **B211**, 343 (1988).
23. A. J. Buras, arXiv:hep-ph/9806471.
24. N. Cabibbo, G. Martinelli, R. Petronzio, Nucl. Phys. **B244**, 381-391 (1984).
25. R. C. Brower, G. Maturana, M. Belen Gavela and R. Gupta, Phys. Rev. Lett. **53** (1984) 1318.
26. C. W. Bernard, T. Draper, G. Hockney, A. M. Rushton and A. Soni, Phys. Rev. Lett. **55** (1985) 2770.
27. C. W. Bernard, A. Soni, Nucl. Phys. Proc. Suppl. **17**, 495-498 (1990).
28. G. W. Kilcup, S. R. Sharpe, R. Gupta and A. Patel, Phys. Rev. Lett. **64**, 25 (1990).
29. S. Aoki *et al.* [JLQCD Collaboration], Phys. Rev. Lett. **80**, 5271-5274 (1998).
30. T. Blum, A. Soni, Phys. Rev. Lett. **79**, 3595 (1997).
31. A. Ali Khan *et al.* [CP-PACS Collaboration], Phys. Rev. **D64**, 114506 (2001).
32. T. Blum *et al.* [RBC Collaboration], Phys. Rev. **D68**, 114506 (2003).
33. Y. Nakamura *et al.* [CP-PACS Collaboration], Phys. Rev. **D78**, 034502 (2008).
34. For a review see, D. Becirevic, talk at Lattice 2003, July 15-19 2003, Tsukuba, Ibaraki, Japan; <http://www.rccp.tsukuba.ac.jp/lat03/>
35. C. Dawson [RBC Collaboration], Nucl. Phys. Proc. Suppl. **140**, 356-358 (2005).
36. V. Bertone *et al.* [ETM Collaboration], PoS **LAT2009**, 258 (2009).
37. M. Constantinou *et al.* [ETM Collaboration], Phys. Rev. **D83**, 014505 (2011).
38. S. D. Cohen *et al.* [RBC and UKQCD Collaboration], PoS **LAT2007**, 347 (2007).
39. J. Laiho, E. Lunghi and R. S. Van de Water, Phys. Rev. D **81**, 034503 (2010).
40. J. Laiho, E. Lunghi and R. Van De Water, arXiv:1102.3917 [hep-ph].
41. We want to thank Taku Izubuchi for help with this figure.
42. S. R. Sharpe, Nucl. Phys. Proc. Suppl. **53**, 181 (1997).
43. D. Becirevic, Nucl. Phys. Proc. Suppl. **129**, 34 (2004).
44. V. Furman and Y. Shamir, Nucl. Phys. B **439**, 54 (1995).
45. T. Blum and A. Soni, Phys. Rev. D **56**, 174 (1997).
46. V. M. Abazov *et al.* [D0 Coll.], Phys. Rev. D **82**, 032001 (2010).
47. V. M. Abazov *et al.* [D0 Coll.], Phys. Rev. Lett. **105**, 081801 (2010).
48. Our value of f_{B_d} differs from the average presented in Ref. [40] because it reflects the change in the overall scale (r_1) recently adopted by HPQCD collaboration [133,134].
49. S. Herrlich and U. Nierste, Nucl. Phys. B **419**, 292 (1994).
50. D. Asner *et al.*, HFAG Collab., arXiv:1010.1589
51. A. J. Buras, M. Jamin and P. H. Weisz, Nucl. Phys. B **347**, 491 (1990).
52. S. Herrlich and U. Nierste, Phys. Rev. D **52**, 6505 (1995).
53. J. Brod and M. Gorbahn, Phys. Rev. D **82**, 094026 (2010).
54. G. Buchalla, A. J. Buras and M. E. Lautenbacher, Rev. Mod. Phys. **68**, 1125 (1996).
55. M. Antonelli *et al.*, Eur. Phys. J. **C69**, 399-424 (2010).
56. A. J. Buras and D. Guadagnoli, Phys. Rev. D **78**, 033005 (2008).
57. A. J. Buras, D. Guadagnoli and G. Isidori, Phys. Lett. B **688**, 309 (2010).
58. M. Kreps, arXiv:1008.0247 and references therein.
59. M. Bona *et al.* [UTfit Collaboration], JHEP **0507**, 028 (2005).
60. M. Bona *et al.* [UTfit Collaboration], JHEP **0610**, 081 (2006).
61. K. Ikado *et al.* [Belle Coll.], Phys. Rev. Lett. **97**, 251802 (2006).
62. P. d. A. Sanchez *et al.* [BaBar Coll.], arXiv:1008.0104.
63. K. Hara *et al.* [Belle collaboration], Phys. Rev. D **82**, 071101 (2010).
64. The inclusive and exclusive determinations of $|V_{ub}|$ differ at the 1.8σ level even after including an additional 10% model uncertainty to the former. We first calculate the standard

weighted average of these two determinations and then, following the PDG prescription, we rescale the resulting uncertainty by the square root of the reduced chi-square.

65. In contrast to γ , α is not used as an input since it receives appreciable contribution from penguin amplitudes which are sensitive to new physics.
66. Note that when γ is not used as an input and only ϵ_K , $\Delta M_s/\Delta M_d$ and $\text{BR}(B \rightarrow \tau\nu)$ are used, the deviation of the fitted $\sin(2\beta)$ from the measured one stays unchanged at 3.2σ , see Fig. 5.
67. A. Crivellin, Phys. Rev. D **81**, 031301 (2010).
68. A. J. Buras, K. Gemmler and G. Isidori, Nucl. Phys. B **843**, 107 (2011).
69. A. Khodjamirian, T. Mannel, N. Offen, Y. M. Wang, arXiv:1103.2655.
70. Y. Grossman and M. P. Worah, Phys. Lett. B **395**, 241 (1997).
71. R. Fleischer, Int. J. Mod. Phys. A **12**, 2459 (1997).
72. Y. Grossman, G. Isidori and M. P. Worah, Phys. Rev. D **58**, 057504 (1998).
73. D. London and A. Soni, Phys. Lett. B **407**, 61 (1997).
74. H. Y. Cheng, C. K. Chua and A. Soni, Phys. Rev. D **72**, 014006 (2005).
75. H. Y. Cheng, C. K. Chua and A. Soni, Phys. Rev. D **72**, 094003 (2005).
76. M. Beneke, Phys. Lett. B **620**, 143 (2005).
77. S. Mishima, arXiv:1101.1501 [hep-ph].
78. M. Gronau, J. L. Rosner, Phys. Lett. **B644**, 237-240 (2007).
79. H. -Y. Cheng, C. -K. Chua, Phys. Rev. **D80**, 114008 (2009).
80. R. Van Kooten, talk at ICHEP 2010, July 22-28 2010, Paris, France, <http://www.ichep2010.fr>.
81. D. Tonelli, talk at Brookhaven Forum 2010, May 26-28, BNL, <http://www.bnl.gov/bf2010>.
82. The reason that the presence of new physics in kaon mixings can shift the relevant scale to much larger energies ($O(20\text{TeV})$) is the possible presence of left-right 4-quark operators whose matrix elements for kaon mixing and RG running are significantly enhanced as emphasized in Ref. [83] (See also, Refs. [7, 135]).
83. G. Beall, M. Bander and A. Soni, Phys. Rev. Lett. **48**, 848 (1982).
84. L. Randall and R. Sundrum, Phys. Rev. Lett. **83**, 3370 (1999).
85. Y. Grossman and M. Neubert, Phys. Lett. B **474**, 361 (2000).
86. T. Gherghetta and A. Pomarol, Nucl. Phys. B **586** (2000) 14.
87. K. Agashe, G. Perez and A. Soni, Phys. Rev. Lett. **93**, 201804 (2004).
88. K. Agashe, G. Perez and A. Soni, Phys. Rev. D **71**, 016002 (2005).
89. C. A. Baker *et al.*, Phys. Rev. Lett. **97** (2006) 131801.
90. M. Blanke, A. J. Buras, B. Duling, S. Gori and A. Weiler, JHEP **0903**, 001 (2009).
91. M. Blanke, A. J. Buras, B. Duling, K. Gemmler and S. Gori, JHEP **0903**, 108 (2009).
92. M. Bauer, S. Casagrande, U. Haisch, M. Neubert, JHEP **1009**, 017 (2010).
93. K. Agashe, A. Delgado, M. May. R. Sundrum, JHEP **0308**, 050, (2003).
94. K. Agashe, A. Belyaev, T. Krupovnickas, G. Perez and J. Virzi, Phys. Rev. D **77**, 015003 (2008).
95. B. Lillie, L. Randall and L. T. Wang, JHEP **0709**, 074 (2007).
96. K. Agashe *et al.*, Phys. Rev. D **76**, 115015 (2007).
97. K. Agashe, S. Gopalakrishna, T. Han, G. Y. Huang and A. Soni, Phys. Rev. D **80**, 075007 (2009).
98. A. Fitzpatrick, J. Kaplan and L. Randall, JHEP **0709**, 013, (2007).
99. K. Agashe, H. Davoudiasl, G. Perez and A. Soni, Phys. Rev. D **76**, 036006 (2007).
100. O. Antipin, D. Atwood and A. Soni, Phys. Lett. **B666**, 151, 2008.
101. O. Antipin and A. Soni, JHEP **0810**, 018 (2008).
102. K. Agashe, G. Perez and A. Soni, Phys. Rev. D **75**, 015002, (2007).
103. M. Bauer *et. al.*, arXiv:1008.0742.

104. J. M. Maldacena, *Adv. Theor. Math. Phys.* **2**, 231 (1998) [*Int. J. Theor. Phys.* **38**, 1113 (1999)]
105. S. S. Gubser, I. R. Klebanov and A. M. Polyakov, *Phys. Lett. B* **428**, 105 (1998).
106. E. Witten, *Adv. Theor. Math. Phys.* **2**, 253 (1998).
107. N. Arkani-Hamed, M. Porrati and L. Randall, *JHEP* **0108**, 017 (2001).
108. R. Rattazzi and A. Zaffaroni, *JHEP* **0104**, 021 (2001).
109. R. Contino, Y. Nomura and A. Pomarol, *Nucl. Phys. B* **671**, 148 (2003).
110. K. Agashe, R. Contino and A. Pomarol, *Nucl. Phys. B* **719**, 165 (2005).
111. A. Soni, A. K. Alok, A. Giri, R. Mohanta and S. Nandi, *Phys. Lett. B* **683**, 302 (2010)
112. A. Soni, A. K. Alok, A. Giri, R. Mohanta and S. Nandi, *Phys. Rev. D* **82**, 033009 (2010).
113. S. Nandi and A. Soni, arXiv:1011.6091 [hep-ph].
114. A. J. Buras, B. Duling, T. Feldmann, T. Heidsieck, C. Promberger and S. Recksiegel, *JHEP* **1009**, 106 (2010).
115. A. J. Buras, B. Duling, T. Feldmann, T. Heidsieck, C. Promberger and S. Recksiegel, *JHEP* **1007**, 094 (2010).
116. W. S. Hou and C. Y. Ma, *Phys. Rev. D* **82**, 036002 (2010).
117. See also, M. Bobrowski, A. Lenz, J. Riedl and J. Rohrwild, *Phys. Rev. D* **79**, 113006 (2009).
118. O. Eberhardt, A. Lenz and J. Rohrwild, *Phys. Rev. D* **82**, 095006 (2010).
119. P. Q. Hung and C. Xiong, *Phys. Lett. B* **694**, 430 (2011) [arXiv:0911.3892 [hep-ph]].
120. M. Hashimoto and V. A. Miransky, *Phys. Rev. D* **81**, 055014 (2010).
121. B. Holdom, *JHEP* **0608**, 076, (2006); W. A. Bardeen, C. T. Hill and M. Lindner, *Phys. Rev. D* **41**, 1647 (1990); C. T. Hill, M. A. Luty and E. A. Paschos, *Phys. Rev. D* **43**, 3011 (1991); P. Q. Hung and G. Isidori, *Phys. Lett. B* **402**, 122 (1997); J. Carpenter, R. Norton, S. Siegemund-Broka, A. Soni, *Phys. Rev. Lett.* **65**, 153-156 (1990).
122. G. Burdman and L. D. Rold, *JHEP* **0712**, 086, (2007).
123. G. W. S. Hou, arXiv:0810.3396 [hep-ph]; see also [136]
124. G. E. Volovik, *Pisma Zh. Eksp. Teor. Fiz.* **78**, 1203 (2003) [*JETP Lett.* **78**, 691 (2003)].
125. H. S. Lee, Z. Liu and A. Soni, arXiv:1105.3490 [hep-ph].
126. S. L. Glashow, J. Iliopoulos, L. Maiani, *Phys. Rev.* **D2**, 1285-1292 (1970).
127. T. Gershon and A. Soni, *J. Phys. G* **33**, 479 (2007).
128. G. D. Kribs, T. Plehn, M. Spannowsky and T. M. P. Tait, *Phys. Rev. D* **76**, 075016 (2007)
129. J. Erler and P. Langacker, arXiv:1003.3211 [hep-ph]; see also [137–140]
130. See the talk by P. Murat on "Searches Beyond the Standard Model" at the Fermilab Tevatron at the ICEHEP 2010 (Paris); See the talk by John Conway at the Brookhaven Forum 2010; T. Aaltonen *et al.*, CDF Collab, *Phys. Rev. Lett.* **104**, 0911801, 2010.
131. D. Atwood, S. K. Gupta and A. Soni, arXiv:1104.3874 [hep-ph].
132. See the talk by Daniel Whiteson at the NTU workshop, Jan 2010.
133. E. Gamiz *et al.*, *Phys. Rev. D* **80**, 014503 (2009).
134. E. Gamiz, private communication.
135. M. Bona *et al.* [UTfit Coll.], *JHEP* **0803**, 049 (2008).
136. For earlier related works see, C. Jarlskog and R. Stora, *Phys. Lett. B* **208**, 268 (1988); F. del Aguila and J. A. Aguilar-Saavedra, *Phys. Lett. B* **386**, 241 (1996); F. del Aguila and J. A. Aguilar-Saavedra and G. C. Branco, *Nucl. Phys.* **B510**, 39, 1998.
137. M. S. Chanowitz, *Phys. Rev. D* **79**, 113008 (2009).
138. M. S. Chanowitz, *Phys. Rev. D* , 035018 (2010).
139. H. J. He, N. Polonsky and S. f. Su, *Phys. Rev. D* **64**, 053004 (2001).
140. V. A. Novikov, L. B. Okun, A. N. Rozanov and M. I. Vysotsky, *Phys. Lett. B* **529**, 111 (2002).