

Graphs of Plural Cuts

KOSTA DOŠEN and ZORAN PETRIĆ

Mathematical Institute, SANU
Knez Mihailova 36, p.f. 367, 11001 Belgrade, Serbia
email: {kosta, zpetric}@mi.sanu.ac.rs

Abstract

Plural (or multiple-conclusion) cuts are inferences made by applying a structural rule introduced by Gentzen for his sequent formulation of classical logic. As singular (single-conclusion) cuts yield trees, which underlie ordinary natural deduction derivations, so plural cuts yield graphs of a more complicated kind, related to trees, which this paper defines. Besides the inductive definition of these oriented graphs, which is based on sequent systems, a non-inductive, graph-theoretical, combinatorial, definition is given, and to reach that other definition is the main goal of the paper. As trees underlie multicategories, so the graphs of plural cuts underlie polycategories. The graphs of plural cuts are interesting in particular when the plural cuts are appropriate for sequent systems without the structural rule of permutation, and the main body of the paper deals with that matter. It gives a combinatorial characterization of the planarity of the graphs involved.

Mathematics Subject Classification (2010): 03F03, 03F07, 05C10, 05C20, 18A15

Keywords: plural sequent, multiple-conclusion sequent, plural cut, multiple-conclusion cut, oriented graph, planarity, polycategory

1 Introduction

Plural cut is a structural inference rule introduced by Gentzen in [6] for his plural sequent system of classical logic. A plural sequent (more often called multiple-conclusion sequent, or something like that) is a sequent $\Gamma \vdash \Delta$ where Δ , as Γ , may be a collection (sequence, multiset or set) of formulae with more than one member (see [12], Theorem 1.2, [13], Chapters 1, 2, 5, [5], Chapter 1.1, Theorem 13, and [4] for results about the relationship between singular and plural consequence relations). Plural cut as formulated by Gentzen with

sequents based on sequences of formulae Γ , Θ , Δ and Λ is the following rule:

$$\frac{\Gamma \vdash \Theta, A \quad A, \Delta \vdash \Lambda}{\Gamma, \Delta \vdash \Theta, \Lambda}$$

A sequent $\Gamma \vdash \Delta$ is singular when the collection of formulae Δ cannot have more than one member, and singular cut is obtained from Gentzen's plural cut by assuming that Θ is empty and that Λ cannot have more than one member.

Gentzen assumed his rule of plural cut together with the structural rule of permutation, on both the left and right of the turnstile \vdash , so that the exact place of the formula A in his formulation of plural cut is not essential. Besides the plural cut rule as stated by Gentzen, the following plural cut rules:

$$\frac{\Gamma \vdash A, \Theta \quad \Delta, A \vdash \Lambda}{\Delta, \Gamma \vdash \Lambda, \Theta}$$

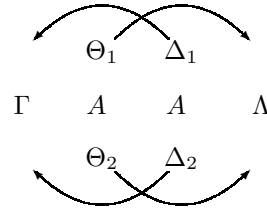
$$\frac{\Gamma \vdash A \quad \Delta_1, A, \Delta_2 \vdash \Lambda}{\Delta_1, \Gamma, \Delta_2 \vdash \Lambda} \qquad \frac{\Gamma \vdash \Theta_1, A, \Theta_2 \quad A \vdash \Lambda}{\Gamma \vdash \Theta_1, \Lambda, \Theta_2}$$

were considered in [1] and [11] as appropriate for plural sequent systems where one does not assume the structural rule of permutation. A detailed study of cut elimination in the context of these rules may be found in [8]. (Something analogous in a different area may be found in the definition of the literal shuffle of [2], Part 1, p. 29.) Let us call these four kinds of plural cuts *planar plural cuts* (as the literature suggests).

Planar plural cuts are found in the polycategories of [3], which were called planar polycategories in [9]. These polycategories differ from the polycategories of [14] where we have the following plural cut rule:

$$(PC) \quad \frac{\Gamma \vdash \Theta_1, A, \Theta_2 \quad \Delta_1, A, \Delta_2 \vdash \Lambda}{\Delta_1, \Gamma, \Delta_2 \vdash \Theta_1, \Lambda, \Theta_2}$$

This rule involves a kind of permutation, which is manifested in the crossings of the following diagram:



These crossings require that we have the structural rule of permutation on the left and on the right in order to state the equations implicit in the definition of polycategory of [14] (see P3 in Section 2; in the first of these equations, which are analogous to the equations that stand behind our Propositions 2.2 and 2.3, we must permute Γ_2 with Δ_2 and Γ_3 with Δ_3 , and in the second we must permute Δ_1 with Φ_1 and Δ_2 with Φ_2). Planar plural cuts are obtained from (PC) by requiring that either Θ_1 or Δ_1 be empty and that either Θ_2 or Δ_2 be empty, so that the crossings do not arise.

In this paper our main goal is to characterize in a graph-theoretical, combinatorial, manner the planarity involved in planar plural cuts. To achieve that, we define in three different manners a kind of oriented graph, which we call K-graph. (The notion of oriented graph, and other notions we need concerning these graphs, and directed graphs in general, are defined in Section 2.) The name of K-graphs is derived from the form of these graphs, that may resemble up to a point a rotated K:



(see the picture below; this form resembles equally a rotated X).

Our first definition, given in Section 2, is inductive. With it, K-graphs are obtained from some basic K-graphs by applying operations that correspond to planar plural cuts. This definition yields our notion of global K-graph, which is closest to planar polycategories.

It corresponds actually to a notion somewhat more general than the notion of planar polycategory, which we could call *compass* polycategory. Compass polycategories would be defined like planar polycategories, but instead of having polyarrows with sources and targets made of *sequences* of objects, in compass polycategories we would have these sources and targets made of multisets of objects with two distinguished objects, if the multiset is not a singleton. We refer to these distinguished objects by N and S (which stand for *north* and *south* respectively; we take inspiration from the compass because in $\Gamma \vdash \Delta$ we have Γ on the west and Δ on the east.) In sequences of objects, the N and S object are the first and last object. The collections of objects in the polyarrows of compass polycategories need not however be sequences. We need N and S to characterize the operations on global K-graphs that correspond to planar plural cuts, and we do not need anything else. The assumption that we have sequences is not necessary to characterize these operations.

The polyarrows of a freely generated compass polycategory may be identified with global K-graphs where the inner vertices (a vertex of a directed graph is inner when an edge ends in it and another one begins in it; see Section 2) are labelled by the free generators of the polycategory, and the remaining vertices are labelled by objects of the polycategory. Our Propositions 2.4 and 2.5 (see Section 2) contain the essence of a completeness proof of our notion of global K-graph with respect to compass polycategories, which as planar polycategories are characterized by three equations that stand behind our Propositions 2.1-2.3,

and by additional equations involving the identity polyarrow. To simplify the exposition, we deal separately in Section 6 with matters involving this identity. This section brings a mathematically not very essential addition to the preceding exposition in the main body of the paper.

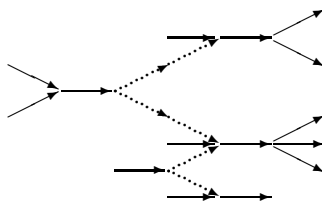
It is not our intention in this paper to deal with compass polycategories. We leave this topic for another place.

Our third definition of K-graph, given in Section 5, is non-inductive and it does not mention N and S any more. It is purely graph-theoretical, and by showing the equivalence of the notion the third definition gives with the notion of global K-graph we have achieved the main goal of the paper.

Our second definition, in Section 3, gives the notion of local K-graph, which is intermediary between the notion of global K-graph given by the first definition and the notion of K-graph given by the third definition. Our main definition of local K-graph is non-inductive as the third definition, but it still involves N and S , as the first definition. We give however also an inductive definition of local K-graph. The notion of local K-graph given by the second definition, which is equivalent to the notion of global K-graph, as proved in Section 4, helps us to prove in Section 5 the equivalence mentioned in the preceding paragraph.

With the third definition of K-graph, the planarity of planar plural cuts, or rather their compass character, is characterized in a way that can be compared to Kuratowski's way of characterizing the planarity of graphs (see [7], Chapter 11, and the first part of the proof of Proposition 5.5). The two approaches may be compared, but the results involved are different. In our case, we do not deal in fact with planarity, but with a related notion involving N and S . We deal also with a special kind of oriented graph, whereas Kuratowski was concerned with the planarity of ordinary, non-directed, graphs.

The third definition yields the following picture. An arbitrary K-graph may very roughly be described as having in the middle a non-circular line of edges with changing directions, which we call the transversal. Together with the transversal we have two sets of trees, each set of a different kind: the first set consists of trees oriented towards the root, and the second of trees oriented towards the leaf. Both kinds of trees are planted with their roots in the transversal. Here is an example:



In the middle, drawn with dotted lines, is the transversal, on the left of which, growing westward, we have trees oriented towards the root, and on the right of

which, growing eastward, we have trees oriented towards the leafs (for details see Section 5). The combinatorial essence of the planarity of K-graphs is that the transversal is non-circular (more precisely, asemicyclic; see Section 2) and linear (more precisely, non-bifurcating; see Section 5).

With singular cuts we would obtain just trees, oriented towards the root. One bases on such trees derivations in ordinary natural deduction, and also the notion of multicategory. A limit case of singular cut is ordinary composition in categories, which yields as graphs just chains. With K-graphs we do not have trees, but we have not gone very far away from the notion of tree.

With plural cuts in general, which are based on the cut rule (PC), we are further removed from trees, and we obtain a notion of oriented graph, which we call Q-graph, simpler to define than our notion of K-graph, both inductively and non-inductively. We investigate this notion, which when defined non-inductively reduces essentially to a weak form of connectedness and a weak form of non-circularity, in Section 7, the last section of the paper. An arbitrary Q-graph may be pictured as an arbitrary K-graph, with the transversal and two sets of trees, but the transversal is not linear any more.

The notion of global K-graph is the notion that should be used to prove by induction that every K-graph can be geometrically realized in the plane in the following special manner. A point that realizes a vertex a that is not inner has the first coordinate 0 if an edge begins in a , and it has the first coordinate 1 if an edge ends in a . We require moreover in this realization that for every edge (a, b) of our K-graph the first coordinate of the point that realizes the vertex a is strictly smaller than the first coordinate of the point that realizes the vertex b .

Conversely, for an oriented graph of a special kind, which is connected and non-circular in a weak sense, and satisfies moreover a condition concerning its vertices that are not inner (see conditions (1)-(3) in Section 3), we should be able to prove that if it is realized in the plane in the special manner above, then it is a K-graph. The proof of that would be inductive too, and would rely on the notion of global K-graph. We will not go here into this rather geometrical matter, which however would not improve significantly our mathematical perception of the geometrical planarity of K-graphs. We suppose that the notion of global K-graph suffices for that. The accent in this paper is put on other matters, like our third definition of K-graph, which characterizes the planarity of these graphs in a combinatorial way.

2 Global K-graphs

In this section we deal with our first definition of K-graph, which yields the notion of global K-graph. We establish for this notion a completeness result in Propositions 2.1-2.5, which will help us for the equivalence proofs in later sections. We start first with some elementary notions of graph theory.

A *digraph* D is an irreflexive binary relation on a finite nonempty set, called

the set of *vertices* of D . The ordered pairs in D are its *edges*. An edge (a, b) *begins* in a and *ends* in b .

An *oriented graph* is an antisymmetric digraph.

A vertex of a digraph D is a *W-vertex* (W stands for *west*) of D when in D there are no edges ending in this vertex. It is an *E-vertex* (E stands for *east*) of D when in D there are no edges beginning in this vertex (which means that it is a *W-vertex* of the digraph converse to D). It is an *inner vertex* of D when it is neither a *W-vertex* nor an *E-vertex* of D .

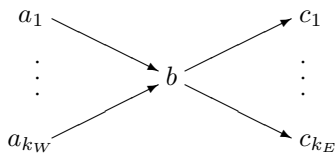
An edge of D is a *W-edge* of D when it begins in a *W-vertex* of D , and it is an *E-edge* of D when it ends in an *E-vertex* of D . It is an *inner edge* of D when it begins in an inner vertex of D and ends in an inner vertex of D .

Intuitively, in logical terms, the *W-vertices* should be understood as labelled by premises, i.e. formulae from the left-hand side of sequents, while the *E-vertices* are labelled by conclusions, i.e. formulae from the right-hand side of sequents. This is because we write from west to east. Otherwise, we could as well understand everything in the opposite way. The inner vertices should be understood in logical terms as corresponding to rules of inference, i.e. sequents.

Throughout the paper we use X as a variable standing for W or E , and sometimes instead of X we also use Z for the same purpose. We assume that \bar{W} is E and \bar{E} is W . We reserve the variable Y for N or S (which stand for *north* and *south* respectively).

A *W-edge* (a, b) of D is *functional* when $(a, c) \in D$ implies $b = c$. An *E-edge* (b, a) of D is *functional* when $(c, a) \in D$ implies $b = c$ (i.e., it is functional as a *W-edge* of the digraph converse to D).

A *basic K-graph* B is an oriented graph of the form



for $k_W, k_E \geq 1$, together with the distinguished *W-edges* $NW(B)$ and $SW(B)$ and the distinguished *E-edges* $NE(B)$ and $SE(B)$, which satisfy the following condition for every $X \in \{W, E\}$:

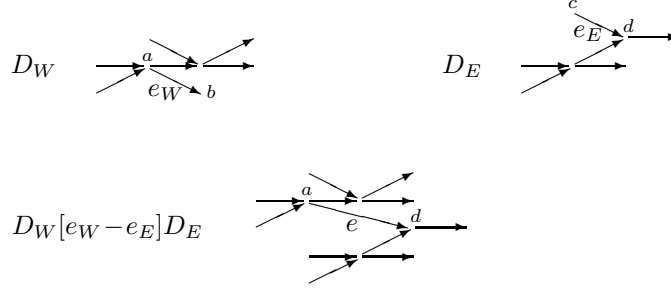
$$(XYB) \quad \text{if } k_X \geq 2, \text{ then } NX(B) \neq SX(B).$$

Let D_X be an oriented graph with a functional \bar{X} -edge e_X . Here X can be W and E , and we assume that D_W and D_E are disjoint digraphs, by which we mean that their sets of vertices are disjoint. We assume also that e_W is (a, b) , e_E is (c, d) and e is (a, d) .

Then let $D_W[e_W - e_E]D_E$ be the oriented graph

$$(D_W - \{e_W\}) \cup (D_E - \{e_E\}) \cup \{e\}$$

on the union of the vertices of D_W and D_E with the vertices b and c omitted. This is illustrated by the following picture:



The oriented graphs D_W and D_E may be conceived as obtained from $D_W[e_W - e_E]D_E$ by *cutting* the edge e into the two pieces e_W and e_E , which may justify calling *cut* the corresponding inference rule.

We define now by induction the notion of *construction of a global K-graph*, which for short we call just *construction*. A construction will be a finite binary tree in whose nodes we have an oriented graph together with some distinguished edges of this graph.

The oriented graph at the root of a construction G will be called the *root graph* of G , and we say that G is a construction of its root graph. For $X \in \{W, E\}$ and $Y \in \{N, S\}$, we write $YX(G)$ for the distinguished edges of the root graph of G , which are at the root of G together with the root graph.

Here are the two clauses of our definition of construction:

- (1) The single-node tree in whose single node, which is both the root and the unique leaf, we have the underlying oriented graph of a basic K-graph, together with the distinguished edges $YX(B)$, is a construction.
- (2) For every $X \in \{W, E\}$, let G_X be a construction of the oriented graph D_X , and let e_X be a functional \bar{X} -edge of D_X . The tree of the construction $G = G_W[e_W - e_E]G_E$ is obtained by adding to the trees of the constructions G_W and G_E a new node, which will be the root of G , whose successors are the roots of the trees of G_W and G_E . The oriented graph at the root of G , i.e. the root graph of G , is $D = D_W[e_W - e_E]D_E$ provided the following is satisfied for every $Y \in \{N, S\}$:

$$(XYC) \quad e_X = Y\bar{X}(G_X) \quad \text{or} \quad e_{\bar{X}} = YX(G_{\bar{X}}).$$

(Note that this condition for X being W is the same as this condition for X being E .) The distinguished edges of D at the root of G are obtained as follows:

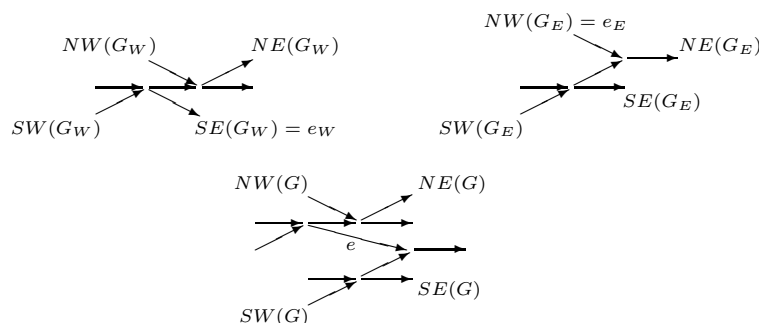
$$(XYD) \quad YX(G) = \begin{cases} YX(G_X) & \text{if } e_{\bar{X}} = YX(G_{\bar{X}}), \\ YX(G_{\bar{X}}) & \text{otherwise.} \end{cases}$$

At the other nodes of the tree of G , which are not the root of G , we have in G the same oriented graphs and the same distinguished edges that we had in G_X .

This concludes our definition of construction.

A *global K-graph* is an oriented graph that is the root graph of a construction.

Let G_W and G_E be respectively constructions of the global K-graphs D_W and D_E in the example for $D_W[e_W-e_E]D_E$ given above, and let $G = G_W[e_W-e_E]G_E$. We may take, as the picture suggests, that $SE(G_W) = e_W$ and $NW(G_E) = e_E$. So (XYC) would be satisfied. To illustrate how (XYD) is applied, we have the following picture:



The terminology that we introduce now is based on [7] (Chapter 16). For $n \geq 1$, consider a sequence a_1, \dots, a_n of vertices of a digraph D such that if $n \geq 2$, then for every $i \in \{1, \dots, n-1\}$ we have that $(a_i, a_{i+1}) \in D$ or $(a_{i+1}, a_i) \in D$.

Such a sequence is a *semipath* when all the vertices in it are mutually distinct, and it is a *semicycle* when $a_1 = a_n$, with $n \geq 4$, and all the vertices in $\{a_1, \dots, a_{n-1}\}$ are mutually distinct. If in the definition of semipath we replace the disjunction “ $(a_i, a_{i+1}) \in D$ or $(a_{i+1}, a_i) \in D$ ” by the first disjunct “ $(a_i, a_{i+1}) \in D$ ”, then we obtain the definition of *path*.

When a_1, \dots, a_n is a semipath, we say that a_1 is *joined* to a_n by the semipath a_1, \dots, a_n . Note that for every semipath a_1, \dots, a_n , the sequence in the inverse order a_n, \dots, a_1 is also a semipath. We call then a_1, \dots, a_n and a_n, \dots, a_1 *cognate semipaths*.

A digraph is *weakly connected* when every two vertices in it are joined by a semipath. A digraph is *asemicyclic* when it has no semicycles. A digraph is *W-E-functional* when all its W -edges and E -edges are functional.

It is straightforward to prove by induction on the number of inner edges that every global K-graph is a weakly connected, asemicyclic and W - E -functional oriented graph that has an inner vertex.

For k_X being the number of X -edges of an arbitrary global K-graph D at the root of a construction G , we can prove the following analogue of (XYB):

(XYG) if $k_X \geq 2$, then $NX(G) \neq SX(G)$.

PROOF OF (XYG). We proceed by induction on the number of inner edges of D . In the basis, when G is a basic K-graph, we have (XYB). In the induction step we have three cases.

(1) If both $NX(G)$ and $SX(G)$ are from D_X , then $e_{\bar{X}} = NX(G_{\bar{X}}) = SX(G_{\bar{X}})$. By the induction hypothesis we know that $D_{\bar{X}}$ has no other X -edge save $e_{\bar{X}}$. So all the X -edges of D are X -edges of D_X , and then we apply the induction hypothesis to G_X .

(2) If both $NX(G)$ and $SX(G)$ are from $D_{\bar{X}}$, then we apply the induction hypothesis to $G_{\bar{X}}$.

(3) If one of $NX(G)$ and $SX(G)$ is from D_X , while the other is from $G_{\bar{X}}$, then (XYG) is trivial because D_X and $D_{\bar{X}}$ are disjoint digraphs. \dashv

Our purpose next is to find conditions equivalent with (XYD) of clause (2) of the definition of construction above. These equivalent conditions will come handy for proofs later on. Note first that (XYD) amounts to the following two implications:

(XYD1) if $e_{\bar{X}} = YX(G_{\bar{X}})$, then $YX(G) = YX(G_X)$,

(XYD2) if $YX(G) \neq YX(G_{\bar{X}})$, then $e_{\bar{X}} = YX(G_{\bar{X}})$.

We infer easily the following from these two implications:

(D) $YX(G) = YX(G_X)$ or $YX(G) = YX(G_{\bar{X}})$.

Then from (D) we infer easily for every $Z \in \{W, E\}$ that

(XY1) if $YX(G) \in D_Z$, then $YX(G) = YX(G_Z)$.

From (XYD2) we also infer easily that

(XY2) if $YX(G) \in D_X$, then $e_{\bar{X}} = YX(G_{\bar{X}})$.

So we have deduced (XY1) and (XY2) from (XYD).

We will now show that, conversely, we may deduce (XYD) from (XY1) and (XY2). Here is how we obtain (XYD2):

if $YX(G) \neq YX(G_{\bar{X}})$, then $YX(G) \notin D_{\bar{X}}$, by (XY1),
then $YX(G) \in D_X$,
then $e_{\bar{X}} = YX(G_{\bar{X}})$, by (XY2).

We infer (D) from (XY1):

if $YX(G) \neq YX(G_X)$, then $YX(G) \notin D_X$, by (XY1),
then $YX(G) \in D_{\bar{X}}$,
then $YX(G) = YX(G_{\bar{X}})$, by (XY1),

and we infer (XYD1) from (D):

if $e_{\bar{X}} = YX(G_{\bar{X}})$, then $YX(G) \neq YX(G_{\bar{X}})$,
then $YX(G) = YX(G_X)$, by (D).

So (XY1) and (XY2) have the same force as (XYD).

The remainder of this section is devoted to proving for our notion of global K-graph a completeness result, which will help us for the equivalence proofs in later sections. We start first with three propositions that involve the equations that are assumed for planar polycategories (see the Introduction). The equations involved in Propositions 2.1 and 2.2 are like the equations of multicategories (see [10], Section 3; analogous equations are also assumed for operads), while the equation involved in Proposition 2.3 is dual to that involved in Proposition 2.2.

Let P , Q and R be constructions, and let e_W and f_W be E -edges of the root graphs of P and Q respectively, while e_E and f_E are W -edges of the root graphs of Q and R respectively. Let G_1 be $(P[e_W - e_E]Q)[f_W - f_E]R$ and let G_2 be $P[e_W - e_E](Q[f_W - f_E]R)$. We can prove the following.

PROPOSITION 2.1. *We have that G_1 is a construction iff G_2 is a construction. The root graphs of these constructions are the same and the distinguished edges of these root graphs at these roots are the same.*

PROOF. In this proof we write $[-]$ for both $[e_W - e_E]$ and $[f_W - f_E]$, since it is clear from the context which we have in mind. We show first that if $(P[-]Q)[-]R$ is a construction, then $P[-](Q[-]R)$ is a construction.

We have, by (XYC), that

$P[-]Q$ is a construction iff for every $Y \in \{N, S\}$ we have $e_W = YE(P)$ or $e_E = YW(Q)$,

$(P[-]Q)[-]R$ is a construction iff for every $Y \in \{N, S\}$ we have $f_W = YE(P[-]Q)$ or $f_E = YW(R)$.

We have that $f_W = YE(P[-]Q)$ and the fact that f_W is in the root graph of Q imply $f_W = YE(Q)$, by (XY1). Since $(P[-]Q)[-]R$ is a construction, we can conclude that $Q[-]R$ is a construction.

To show that $P[-](Q[-]R)$ is a construction it remains to verify that we have $e_W = YE(P)$ or $e_E = YW(Q[-]R)$. We have the implication

if $e_W \neq YE(P)$, then $e_E = YW(Q)$,

since $P[-]Q$ is a construction. We also have

if $e_W \neq YE(P)$, then $YE(P[-]Q) = YE(P)$, by (XYD2),
then $f_W \neq YE(P[-]Q)$, since f_W is not an edge of the
root graph of P ,

then $f_E = YW(R)$, since $(P[-]Q)[-]R$ is a construction,
then $YW(Q[-]R) = YW(Q)$, by (XYD1),
then $e_E = YW(Q[-]R)$,

by the implication established above. So $P[-](Q[-]R)$ is a construction.

We proceed analogously to show that if $P[-](Q[-]R)$ is a construction, then $(P[-]Q)[-]R$ is a construction. It is clear that the root graphs of these two constructions are the same. It remains to establish that the distinguished edges of these root graphs at these roots are the same.

We have

$$YE((P[-]Q)[-]R) = \begin{cases} YE(R) & \text{if } f_W = YE(P[-]Q), \\ YE(P[-]Q) & \text{otherwise,} \end{cases}$$

$$YE(P[-]Q) = \begin{cases} YE(Q) & \text{if } e_W = YE(P), \\ YE(P) & \text{otherwise.} \end{cases}$$

Since f_W is an edge of the root graph of Q , we have that

$$\begin{aligned} \text{if } f_W = YE(P[-]Q), & \text{ then } f_W = YE(Q), \text{ by (XY1),} \\ \text{if } f_W = YE(P[-]Q), & \text{ then } e_W = YE(P), \text{ by (XY2),} \end{aligned}$$

and we have that

$$\text{if } f_W = YE(Q) \text{ and } e_W = YE(P), \text{ then } f_W = YE(P[-]Q),$$

because if $e_W = YE(P)$, then $YE(Q) = YE(P[-]Q)$, as stated above. So we have

$$YE((P[-]Q)[-]R) = \begin{cases} YE(R) & \text{if } f_W = YE(Q) \text{ and } e_W = YE(P), \\ YE(Q) & \text{if } f_W \neq YE(Q) \text{ and } e_W = YE(P), \\ YE(P) & \text{if } f_W \neq YE(Q) \text{ and } e_W \neq YE(P). \end{cases}$$

On the other hand,

$$YE(P[-](Q[-]R)) = \begin{cases} YE(Q[-]R) & \text{if } e_W = YE(P), \\ YE(P) & \text{otherwise,} \end{cases}$$

$$YE(Q[-]R) = \begin{cases} YE(R) & \text{if } f_W = YE(Q), \\ YE(Q) & \text{otherwise,} \end{cases}$$

which implies that

$$YX((P[-]Q)[-]R) = YX(P[-](Q[-]R))$$

when X is E . We proceed in a dual manner when X is W . -†

Let P , Q and R be constructions, and let e_W and f_W be different E -edges of the root graph of P , while e_E and f_E are W -edges of the root graphs of

Q and R respectively. Let G_1 be $(P[e_W - e_E]Q)[f_W - f_E]R$ and let G_2 be $(P[f_W - f_E]R)[e_W - e_E]Q$.

PROPOSITION 2.2 is formulated exactly as Proposition 2.1 for these new constructions G_1 and G_2 .

PROOF OF PROPOSITION 2.2. As in the preceding proof, we use the abbreviation $[-]$. We show that if $(P[-]Q)[-]R$ is a construction, then $(P[-]R)[-]Q$ is a construction. We have that $P[-]Q$ and $(P[-]Q)[-]R$ are constructions under the same conditions concerning e_X and f_X displayed at the beginning of the proof of Proposition 2.1.

We have that $f_W = YE(P[-]Q)$ and the fact that f_W is in the root graph of P imply $f_W = YE(P)$, by (XY1). Since $(P[-]Q)[-]R$ is a construction, we can conclude that $P[-]R$ is a construction.

To show that $(P[-]R)[-]Q$ is a construction it remains to verify that we have $e_W = YE(P[-]R)$ or $e_E = YW(Q)$. We have

if $e_E \neq YW(Q)$, then $e_W = YE(P)$, since $P[-]Q$ is a construction,
then $f_W \neq YE(P)$, since $e_W \neq f_W$,
then $YE(P[-]R) = YE(P)$, by (XYD2),
then $e_W = YE(P[-]R)$.

So $(P[-]R)[-]Q$ is a construction.

We proceed in exactly the same manner to show that if $(P[-]R)[-]Q$ is a construction, then $(P[-]Q)[-]R$ is a construction. It is clear that the root graphs of these two constructions are the same. It remains to establish that the distinguished edges of these root graphs at these roots are the same.

We can conclude that

$$YE((P[-]Q)[-]R) = \begin{cases} YE(R) & \text{if } f_W = YE(P) & \text{and } e_W \neq YE(P), \\ YE(Q) & \text{if } f_W \neq YE(P[-]Q) & \text{and } e_W = YE(P), \\ YE(P) & \text{if } f_W \neq YE(P[-]Q) & \text{and } e_W \neq YE(P). \end{cases}$$

Since f_W is an edge of the root graph of P , we have that

if $f_W = YE(P[-]Q)$, then $f_W = YE(P)$ and $e_W \neq YE(P)$,

by using (XY1) and $e_W \neq f_W$. We also have that

if $f_W = YE(P)$ and $e_W \neq YE(P)$, then $f_W = YE(P[-]Q)$,

by the clause for $YE(P[-]Q)$.

We can conclude analogously that

$$YE((P[-]R)[-]Q) = \begin{cases} YE(Q) & \text{if } e_W = YE(P) & \text{and } f_W \neq YE(P), \\ YE(R) & \text{if } e_W \neq YE(P[-]R) & \text{and } f_W = YE(P), \\ YE(P) & \text{if } e_W \neq YE(P[-]R) & \text{and } f_W \neq YE(P). \end{cases}$$

We show first that

$$(P) \quad (f_W \neq YE(P[-]Q) \text{ and } e_W \neq YE(P)) \text{ iff} \\ (f_W \neq YE(P) \text{ and } e_W \neq YE(P[-]R)).$$

By (XY1), we have that

$$\text{if } f_W = YE(P[-]Q), \text{ then } f_W = YE(P), \\ \text{if } e_W = YE(P[-]R), \text{ then } e_W = YE(P),$$

and the converse implications hold by the clauses for $YE(P[-]Q)$ and $YE(P[-]R)$ because $e_W \neq f_W$. This is enough to establish (P).

We establish that

$$(Q) \quad (f_W \neq YE(P[-]Q) \text{ and } e_W = YE(P)) \text{ iff} \\ (f_W \neq YE(P) \text{ and } e_W = YE(P)), \\ (R) \quad (f_W = YE(P) \text{ and } e_W \neq YE(P)) \text{ iff} \\ (f_W = YE(P) \text{ and } e_W \neq YE(P[-]R)),$$

by using (XY1) and $e_W \neq f_W$. So we have that

$$YE((P[-]Q)[-]R) = YE((P[-]R)[-]Q).$$

We have that

$$YW((P[-]Q)[-]R) = \begin{cases} YW(P) & \text{if } f_E = YW(R) \quad \text{and } e_E = YW(Q), \\ YW(Q) & \text{if } f_E = YW(R) \quad \text{and } e_E \neq YW(Q), \\ YW(R) & \text{if } f_E \neq YW(R), \end{cases} \\ YW((P[-]R)[-]Q) = \begin{cases} YW(P) & \text{if } f_E = YW(R) \quad \text{and } e_E = YW(Q), \\ YW(R) & \text{if } e_E = YW(Q) \quad \text{and } f_E \neq YW(R), \\ YW(Q) & \text{if } e_E \neq YW(Q). \end{cases}$$

We have that

$$\text{if } e_E \neq YW(Q), \text{ then } e_W = YE(P), \text{ since } P[-]Q \text{ is a construction,} \\ \text{then } f_W \neq YE(P), \text{ since } e_W \neq f_W, \\ \text{then } f_E = YW(R), \text{ since } P[-]R \text{ is a construction,}$$

and by contraposition we have that if $f_E \neq YW(R)$, then $e_E = YW(Q)$. This, together with what we have established previously, shows that

$$YX((P[-]Q)[-]R) = YX((P[-]R)[-]Q)$$

for every $X \in \{W, E\}$ and every $Y \in \{N, S\}$. -1

Let P , Q and R be constructions, and let e_E and f_E be different W -edges of the root graph of P , while e_W and f_W are E -edges of the root graphs of Q and R respectively. Let G_1 be $R[f_W - f_E](Q[e_W - e_E]P)$ and let G_2 be $Q[e_W - e_E](R[f_W - f_E]P)$.

PROPOSITION 2.3 is formulated exactly as Proposition 2.1 for these new constructions G_1 and G_2 . It is proved in a manner dual to what we had for the proof of Proposition 2.2.

Consider the relations between constructions that exist between the constructions G_1 and G_2 of Propositions 2.1, 2.2 and 2.3. We call these relations ρ_1 , ρ_2 and ρ_3 respectively.

Let ρ -equivalence be the equivalence relation between constructions that is the reflexive, symmetric and transitive closure of $\rho_1 \cup \rho_2 \cup \rho_3$, and which is closed moreover under ρ -congruence:

$$\begin{aligned} &\text{if } G_1 \text{ is } \rho\text{-equivalent with } G_2 \text{ and } H_1 \text{ is } \rho\text{-equivalent with } H_2, \text{ then} \\ &G_1[e_W - e_E]H_1 \text{ is } \rho\text{-equivalent with } G_2[e_W - e_E]H_2, \end{aligned}$$

provided the last two constructions are defined. We can prove the following.

PROPOSITION 2.4. *If e is an inner edge of the root graph of a construction G , then there are two constructions H_W and H_E such that G is ρ -equivalent to $H_W[e_W - e_E]H_E$.*

PROOF. We proceed by induction on the number n of inner edges in the root graph of G . If $n = 1$, then G is of the form $G_W[e_W - e_E]G_E$, and we take H_X to be G_X . If $n \geq 2$, and G is again of that form, then again we choose H_X to be G_X .

Suppose $n \geq 2$, and G is of the form $G_W[f_W - f_E]G_E$ for f different from e . If e is in the root graph of G_W , then by the induction hypothesis G is ρ -equivalent to a construction

$$(G_{WW}[e_W - e_E]G_{WE})[f_W - f_E]G_E,$$

which is ρ -equivalent to either

$$G_{WW}[e_W - e_E](G_{WE}[f_W - f_E]G_E),$$

because of ρ_1 , or

$$(G_{WW}[f_W - f_E]G_E)[e_W - e_E]G_{WE},$$

because of ρ_2 . We proceed analogously if e is in the root graph of G_E , by appealing to ρ_1 and ρ_3 . ◻

We say that a basic K-graph B *determines* a leaf of a construction G when B occurs in an application of clause (1) for the definition of G . For a given construction G , let $[G]$ be the set of all the constructions that have leaves determined by the same basic K-graphs as G , and that have the same root graph as G . We can prove the following for every pair of constructions G and H .

PROPOSITION 2.5. *We have that G and H are ρ -equivalent iff $[G] = [H]$.*

PROOF. For the implication from left to right we have essentially just an easy application of Propositions 2.1-2.3. For the other direction, suppose $[G] = [H]$.

We proceed by induction on the number n of inner edges in the root graph D of G and H , which they share. If $n = 0$, then G and H are the same construction, given by the same basic K-graph.

Let $n \geq 1$, and let e be an inner edge of D . Then by Proposition 2.4 we have that G and H are ρ -equivalent to respectively $G_W[e_W - e_E]G_E$ and $H_W[e_W - e_E]H_E$. We apply the induction hypothesis to G_X and H_X , and then we appeal to ρ -congruence. \dashv

With that we have proved the completeness result we set ourselves as a goal in this section. As a consequence of Propositions 2.1-2.3 we also have the following for every pair of constructions G and H , for every $X \in \{W, E\}$ and every $Y \in \{N, S\}$.

PROPOSITION 2.6. *If G and H are ρ -equivalent, then $YX(G) = YX(H)$.*

We conclude this section with some terminological matters, which we need for the exposition later on. In a construction G let the *root vertices* of G be the vertices of the root graph of G . The other vertices that may occur in the oriented graph at a node of G that is not the root, which are not root vertices, will be called *secondary vertices*.

Two constructions are said to be σ -equivalent when they are in all respects the same, save that they may differ in the choice of secondary vertices. One could say that they are the same construction up to renaming of secondary vertices.

For G a construction, consider $[G]$, and let $\|G\|$ be the set of all the constructions σ -equivalent to a construction in $[G]$. We call $\|G\|$ a *global compass graph*.

3 Local K-graphs

In this section we deal with our second definition of K-graph (see the Introduction), which yields the notion of local K-graph.

For D a digraph and a an inner vertex of D consider for $Y \in \{N, S\}$ the two functions YW such that $YW(a)$ is an edge of D of the form (b, a) , and consider the two functions YE such that $YE(a)$ is an edge of D of the form (a, b) . For every inner vertex a of D let $k_W^a \geq 1$ be the number of edges of D of the form (b, a) , while $k_E^a \geq 1$ is the number of edges of D of the form (a, b) .

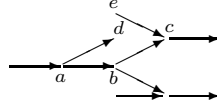
Let \mathcal{L} be a set of such four functions. Then we say that $\langle D, \mathcal{L} \rangle$ *separates N from S* when the following condition (analogous to (XYB) of Section 2) holds for every inner vertex a of D and every $X \in \{W, E\}$:

$$\text{if } k_X^a \geq 2, \text{ then } NX(a) \neq SX(a).$$

We say that a path a_1, \dots, a_n , with $n \geq 1$, of D is *Y -decent* in $\langle D, \mathcal{L} \rangle$ when either $n = 1$ or if $n \geq 2$, then $YE(a_1) = (a_1, a_2)$ or $YW(a_n) = (a_{n-1}, a_n)$ (see

Section 2 for the notion of path). A path of D is *decent* in $\langle D, \mathcal{L} \rangle$ when it is both N -decent and S -decent in $\langle D, \mathcal{L} \rangle$.

For example, if $\langle D, \mathcal{L} \rangle$ is such that $NE(a) = (a, d)$ and $NW(c) = (e, c)$, as in the following picture of D , then the path a, b, c is not N -decent in $\langle D, \mathcal{L} \rangle$:



For D an oriented graph, we say that $\langle D, \mathcal{L} \rangle$ is a *local compass graph* when

- (1) D is weakly connected,
- (2) D is asemiacyclic,
- (3) D is W - E -functional and has an inner vertex,
- (4) $\langle D, \mathcal{L} \rangle$ separates N from S ,
- (5) every path of D is decent in $\langle D, \mathcal{L} \rangle$.

For a local compass graph $\langle D, \mathcal{L} \rangle$ we say that the oriented graph D is a *local K-graph*.

We say that a path a_1, \dots, a_n , with $n \geq 2$, of a digraph D *covers* an edge e of D when $e = (a_i, a_{i+1})$ for some $i \in \{1, \dots, n-1\}$. We need this notion for the inductive definition of local compass graph, which we will now give.

It is clear that a basic K-graph B with the unique inner vertex b gives rise to a local compass graph $\langle D, \mathcal{L} \rangle$ where D is the oriented graph underlying B and $YX(b) = YX(B)$. Starting from these local compass graphs we could define local compass graphs inductively.

If $\langle D_W, \mathcal{L}_W \rangle$ and $\langle D_E, \mathcal{L}_E \rangle$ are local compass graphs, then for $D = D_W[e_W - e_E]D_E$ we have that $\langle D, \mathcal{L} \rangle$ is a local compass graph provided the oriented graph $D = D_W[e_W - e_E]D_E$ is defined, and the functions in \mathcal{L} are defined by taking that for an inner vertex a of D_Z , where $Z \in \{W, E\}$, we have that $YX(a)$ has the same value as in $\langle D_Z, \mathcal{L}_Z \rangle$ if this value is different from e_W and e_E ; otherwise it is e . We assume moreover a condition that will yield (5) above:

every path of D that covers e is decent in $\langle D, \mathcal{L} \rangle$.

The conditions (1)-(4) are then easily derived.

The equivalence of the two notions of local compass graph, the one given by the first definition, in terms of (1)-(5), and the one given by the second, inductive, definition is established in a straightforward manner.

4 Global and local K-graphs

In this section we establish the equivalence between the notions of global and local K-graph.

For a given construction G we define the local compass graph $\lambda(G) = \langle D, \mathcal{L} \rangle$ in the following manner. The oriented graph D is the root graph of G , and the functions in \mathcal{L} are defined inductively. In the basis, for a basic K-graph B with the inner vertex b we have that $YX(b)$ is defined as $YX(B)$. In the induction step, if G is $G_W[e_W - e_E]G_E$ and, for $Z \in \{W, E\}$, we have $\lambda(G_Z) = \langle D_Z, \mathcal{L}_Z \rangle$, then $YX(a)$ in \mathcal{L} has the same value as $YX(a)$ in \mathcal{L}_Z , provided a is in D_Z , except when this value was e_W or e_E , in which case the value is e in \mathcal{L} .

This inductive definition of \mathcal{L} makes the functions YX in it dependent only on the arrangement of distinguished edges of the basic K-graphs in the leaves of G . Hence $\lambda(G)$ depends only on this arrangement and on the root graph of G .

So we could define a function Λ from global compass graphs $\|G\|$ (see the end of Section 2 for $\|G\|$ and $[G]$) to local compass graphs such that $\Lambda\|G\| = \lambda(G)$. It is easy to verify that if $\|G\| = \|H\|$, then $\lambda(G) = \lambda(H)$, which implies that if $[G] = [H]$, then $\lambda(G) = \lambda(H)$. It remains to verify that $\lambda(G)$ is indeed a local compass graph.

For this verification, we have established (1)-(3) of the definition of local compass graph in Section 2, and condition (4) of this definition is immediate from (XYB). It remains to verify condition (5). For that we need some preliminary matters. The following definitions apply to $\lambda(G) = \langle D, \mathcal{L} \rangle$ as defined above, but the same definitions may be given for every local compass graph $\langle D, \mathcal{L} \rangle$.

We say in $\langle D, \mathcal{L} \rangle$ that (a, b) is a *YW-edge* of D when $YW(b) = (a, b)$ or (a, b) is an *E-edge* of D , and we say that (a, b) is a *YE-edge* of D when $YE(a) = (a, b)$ or (a, b) is a *W-edge* of D . (The *E*-edges and *W*-edges of D are both functional.) A path of D is a *YX-path* when every edge it covers is a *YX-edge*.

We can prove the following for every construction G , for every $Y \in \{N, S\}$ and every $X \in \{W, E\}$.

PROPOSITION 4.1. (W) If $YW(G) = (a, b)$ in G , then $YW(b) = (a, b)$ in $\lambda(G)$.
(E) If $YE(G) = (a, b)$ in G , then $YE(a) = (a, b)$ in $\lambda(G)$.

PROOF. For (W), we proceed by induction on the number n of inner edges of the root graph D of G . In the basis, when $n = 0$, we deal with a basic K-graph, and the implication holds trivially. If $n \geq 1$, and e is an inner edge of D , then by Proposition 2.4 we have that G is ρ -equivalent to $H = H_W[e_W - e_E]H_E$, and by Proposition 2.6, we have that $YX(G) = YX(H)$. For D_Z being the root graph of H_Z , we have

if $(a, b) = YW(H) \in D_Z$, then $YW(H) = YW(H_Z)$, by (XY1),
then $YW(b) = (a, b)$ in $\lambda(H_Z)$,

by the induction hypothesis applied to H_Z . It is then clear that $YW(b) = (a, b)$ in $\lambda(G)$, since the basic K-graphs of H_Z are taken over by G . We prove (E) analogously -1

PROPOSITION 4.2. *We have that $h = YX(G)$ iff h is an X -edge of the root graph D of G such that every path of D that covers h is a YX -path in $\lambda(G)$.*

PROOF. Suppose X is W . From left to right we proceed by induction on the number n of inner edges of D . In the basis, when $n = 0$, we deal with a basic K -graph, and the proposition holds trivially. If $n \geq 1$, consider a path a_1, \dots, a_m , with $m \geq 2$, that covers $YW(G)$. If for $(a_i, a_{i+1}) = e$, where $i \in \{1, \dots, m-1\}$, we have that $YW(a_{i+1}) = (c, a_{i+1}) \neq e$, by Proposition 2.4 we have that G is ρ -equivalent to $H = H_W[e_W - e_E]H_E$. (Note that e must be an inner edge of D , by (W) of Proposition 4.1.)

Since $e_E \neq YW(a_{i+1})$, we have $e_E \neq YW(H_E)$, by (W) of Proposition 4.1. So $YW(H) = YW(H_E)$, by (XYD), which, together with Proposition 2.6, contradicts the assumption that $h = YW(G)$.

From right to left we make again an induction on the number n of inner edges of D . The basis, when $n = 0$, is again trivial. For the induction step, when $n \geq 1$, suppose $h \neq YW(G)$. We want to show that if h is a W -edge of D , then there is a path a_1, \dots, a_m , with $m \geq 2$, such that $(a_1, a_2) = h$ and this path is not a YW -path. Since D is weakly connected, there is a semipath $a_1, \dots, a_m, b_2, \dots, b_k$ of D , with $m \geq 2$, $a_m = b_1$ and $k \geq 2$, such that $(a_1, a_2) = h$, $(b_k, b_{k-1}) = YW(G)$, a_1, \dots, a_m is a path of D and $(b_2, b_1) = e \in D$. We use here the assumption that h is a W -edge of D ; otherwise, $YW(G)$ could, for example, be of the form (c, a_1) .

If $e = YW(G)$, then, by (W) of Proposition 4.1, we have $e = YW(a_m)$ in $\lambda(G)$, and (a_{m-1}, a_m) is not a YW -edge. If $e \neq YW(G)$, then, with the help of the assumption that D is W - E -functional, we conclude that e is an inner edge of D , and then, by Proposition 2.4, we have that G is ρ -equivalent to $H = H_W[e_W - e_E]H_E$. We must have that $YW(G)$, which, by Proposition 2.6, is equal to $YW(H)$, is in the root graph of H_W (because we have a semipath b_2, \dots, b_k in this root graph). By (XY2), we conclude that $e_E = YW(H_E)$, and, by (W) of Proposition 4.1, we have $e_E = YW(a_m) \neq (a_{m-1}, a_m)$. So a_1, \dots, a_m is not a YW -path in $\lambda(H_E)$, which implies that it is not a YW -path in $\lambda(G)$. We proceed analogously when X is E . \dashv

We can now prove the following for every construction G .

PROPOSITION 4.3. *We have that $\lambda(G)$ is a local compass graph.*

PROOF. As we noted at the beginning of the section, it remains to verify condition (5) of the definition of local compass graph.

Suppose we have a path a_1, \dots, a_n of the root graph D of G that is not decent. So $n \geq 2$, and for some $Y \in \{N, S\}$ we have $YE(a_1) \neq (a_1, a_2)$ and $YW(a_n) \neq (a_{n-1}, a_n)$. Any edge covered by this path must be an inner edge of D , and, since $n \geq 2$, there is such an edge; let us call it e . By Proposition 2.4, we have that G is ρ -equivalent to $H_W[e_W - e_E]H_E$. By Proposition 4.2, we conclude that $e_W \neq YE(H_W)$ and $e_E \neq YW(H_E)$, but this contradicts the fact

that $H_W[e_W - e_E]H_E$ is a construction. –

The following two propositions serve to prove that there is a bijection between global and local compass graphs

PROPOSITION 4.4. *For every local compass graph $\langle D, \mathcal{L} \rangle$ there is a construction G such that $\lambda(G) = \langle D, \mathcal{L} \rangle$.*

PROOF. We proceed by induction on the number n of inner edges of D . If $n = 0$, then $\langle D, \mathcal{L} \rangle$ determines a basic K-graph, and the proposition holds trivially. If $n \geq 1$, then D is of the form $D_W[e_W - e_E]D_E$ for the local compass graphs $\langle D_W, \mathcal{L}_W \rangle$ and $\langle D_E, \mathcal{L}_E \rangle$. This follows from the inductive definition of local compass graphs, which gives an equivalent notion.

By the induction hypothesis, for $X \in \{W, E\}$ we have the constructions G_X such that $\lambda(G_X) = \langle D_X, \mathcal{L}_X \rangle$. We show first that $G = G_W[e_W - e_E]G_E$ is a construction of a global K-graph. For that we have to check (XYC). Suppose for some $Y \in \{N, S\}$ we have $e_W \neq YE(G_W)$ and $e_E \neq YW(G_E)$. By Proposition 4.2, there is a path a_1, \dots, a_n , where $n \geq 2$, in D_W that is not a YE -path with $(a_{n-1}, a_n) = e_W$, and there is a path b_1, \dots, b_m , where $m \geq 2$, in D_E that is not a YW -path with $(b_1, b_2) = e_E$. We may assume that $(a_1, a_2) \neq YE(a_1)$ and $(b_{m-1}, b_m) \neq YW(b_m)$. The path $a_1, \dots, a_{n-1}, b_2, \dots, b_m$ of D is not a decent path. So (XYC) holds.

To finish the proof we have to check that $\lambda(G) = \langle D, \mathcal{L} \rangle$. It is clear that the root graph of $G_W[e_W - e_E]G_E$ is D , while the definition of \mathcal{L} in terms of \mathcal{L}_W and \mathcal{L}_E involved in the definition of $\lambda(G)$ is in accordance with the clause for \mathcal{L} in the inductive definition of local compass graph. –

PROPOSITION 4.5. *If $\lambda(G) = \lambda(H)$, then $\|G\| = \|H\|$.*

PROOF. Let $\lambda(G) = \lambda(H) = \langle D, \mathcal{L} \rangle$. The oriented graph D together with the functions in \mathcal{L} determines the basic K-graphs that enter into the inductive definitions of G and H up to renaming of secondary vertices (see the end of Section 2). Since D is the root graph of both G and H , we may conclude that $[G]$ and $[H]$ are the same up to renaming of these secondary vertices, which means that $\|G\| = \|H\|$. –

If we define $\Lambda\|G\|$ as $\lambda(G)$, as we did at the beginning of this section, then from Propositions 4.4 and 4.5 we infer that Λ is a bijection between global and local compass graphs. From the definition of this bijection, we may conclude that the notions of global and local K-graphs coincide.

5 K-graphs

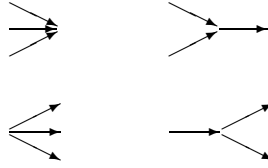
In this section we deal with our third definition of K-graph (see the Introduction). For the notion this definition gives we establish that it is equivalent with

the notion of local K-graph, and hence, by the results of Section 4, with both notions given by the preceding two definitions.

The following definitions are for oriented graphs, and build upon notions defined in Section 2. A *proper* semipath is a semipath such that neither it nor its cognate is a path. Intuitively, there must be a change of direction in a proper semipath.

An edge (a, b) is *transversal* when there is a proper semipath a, b, \dots, c and a proper semipath b, a, \dots, d .

A *bifurcation* is a triple of different edges that have a common vertex. The following four kinds of bifurcations are possible:



A bifurcation is called *transversal* when all the three edges in it are transversal.

A *K-graph* is an oriented graph D such that we have (1), (2) and (3) from the definition of local K-graph of Section 3, and we have moreover (instead of (4) and (5)) the following condition:

No bifurcation is transversal.

In a semipath a_1, \dots, a_n , with $n \geq 2$, of an oriented graph D we have for $i \in \{1, \dots, n-1\}$ that either (a_i, a_{i+1}) or (a_{i+1}, a_i) is an edge of D , but not both. We call this edge of D the edge that *connects* a_i and a_{i+1} . We can now prove the following.

PROPOSITION 5.1. *If in a semipath a_1, \dots, a_n , with $n \geq 2$, of an asemicyclic oriented graph D the edge that connects a_1 and a_2 and the edge that connects a_{n-1} and a_n are transversal, then for every $i \in \{1, \dots, n-1\}$ the edge that connects a_i and a_{i+1} is transversal.*

PROOF. If the edge that connects a_1 and a_2 is transversal, then there is a proper semipath a_2, a_1, \dots, c , and if the edge that connects a_{n-1} and a_n is transversal, then there is a proper semipath a_{n-1}, a_n, \dots, d . For every $i \in \{1, \dots, n-1\}$ we have that

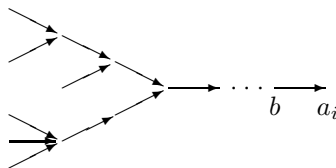
$$a_{i+1}, a_i, \dots, a_2, a_1, \dots, c$$

$$a_i, a_{i+1}, \dots, a_{n-1}, a_n, \dots, d$$

are proper semipaths. They are semipaths because D is asemicyclic, and hence all their members are mutually distinct, and they are proper because they extend proper semipaths. We can conclude that the edge that connects a_i and a_{i+1} is transversal. ◻

For every K-graph D , if D has transversal edges, by relying on Proposition 5.1, we conclude that all the transversal edges of D make a semipath a_1, \dots, a_n , with $n \geq 2$, which we will call the *transversal* of D . The transversal is unique up to cognation; the transversal is either a semipath or its cognate (see Section 2). The vertices in the transversal, which must all be inner, are called *transversal vertices*.

All the edges of D that share a single vertex with the transversal of D are either *in-going*, when for some $i \in \{1, \dots, n\}$ they are of the form (b, a_i) , or they are *out-going*, when they are of the form (a_i, b) , where a_i is a transversal vertex. For an in-going edge (b, a_i) we have in D a tree oriented from the leafs towards the root a_i :



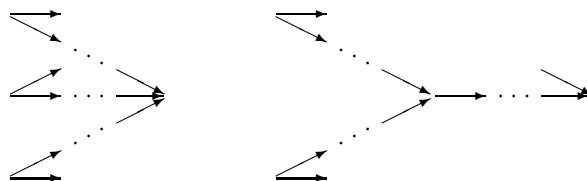
which we call an *in-going tree*.

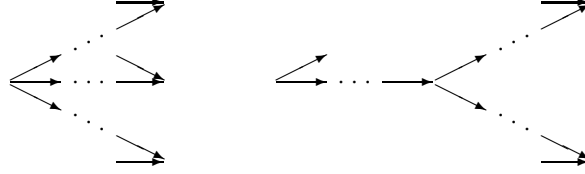
For an out-going edge (a_i, b) we have in D a tree oriented from the root a_i towards the leafs, which we call an *out-going tree*. These trees cannot share an edge with the transversal of D ; all the vertices in these trees except a_i are not in the transversal of D . The orientation is imposed because no transversal edge of D is in these trees. If our K-graph does not have transversal edges, then it has no transversal, and is made only of trees analogous to in-going and out-going trees that share a root.

The following proposition establishes that the notions of K-graph and local K-graph are equivalent.

PROPOSITION 5.2. *An oriented graph is a local K-graph iff it is a K-graph.*

PROOF. Let D be an oriented graph that satisfies (1), (2) and (3) of Section 3. To prove the proposition from left to right, suppose that there is a transversal bifurcation in D . This bifurcation can be of the four kinds mentioned above, which will produce in D subgraphs of the following four patterns (a subgraph of a digraph is given by a subset of its edges on a subset of its vertices):





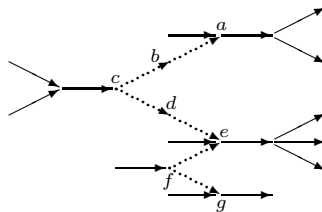
(These four subgraphs play here a role analogous to Kuratowski's graphs K_5 and $K_{3,3}$, one of which must be found in nonplanar graphs; see [7], Chapter 11. Actually, if in the graphs where these subgraphs occur there is a single W -vertex and a single E -vertex, then in these graphs we have an oriented version of $K_{3,3}$. On the other hand, K_5 is related to asemicyclicity. We intend to deal with these matters one another occasion.)

In all the four cases we go through all possible functions that could make \mathcal{L} to show that there must be a path of D that is not decent in $\langle D, \mathcal{L} \rangle$. This establishes the proposition from left to right.

To prove the proposition from right to left, assume we are given a K-graph D . We define the functions in \mathcal{L} by giving their value first for non-transversal inner vertices b . We can do it in many ways, provided we take care to guarantee that $\langle D, \mathcal{L} \rangle$ separates N from S (see Section 3). For $X \in \{W, E\}$ we choose $NX(b)$ and $SX(b)$ as the same edge when there is no X -ward branching in b ; otherwise, $NX(b)$ and $SX(b)$ are arbitrarily chosen different edges ending in b when X is W , and beginning in b when X is E . (Note that for a non-transversal inner vertex that belongs to an in-going tree there is no E -ward branching, and for one that belongs to an out-going tree there is no W -ward branching.)

It remains to define the values of the functions in \mathcal{L} for the transversal vertices, if there are such vertices in D . Let a_1, \dots, a_n , for $n \geq 2$, be our transversal of D . For $i \in \{1, \dots, n-1\}$, if (a_i, a_{i+1}) is an edge of D , then $SE(a_i) = NW(a_{i+1}) = (a_i, a_{i+1})$, and if (a_{i+1}, a_i) is an edge of D , then $SW(a_i) = NE(a_{i+1}) = (a_{i+1}, a_i)$. (The other possibility would be to take that if (a_i, a_{i+1}) is an edge of D , then $NE(a_i) = SW(a_{i+1}) = (a_i, a_{i+1})$, and if (a_{i+1}, a_i) is an edge of D , then $NW(a_i) = SE(a_{i+1}) = (a_{i+1}, a_i)$.)

For example, a, b, c, d, e, f, g is the transversal of the K-graph given below, and we define $SW(a) = NE(b) = (b, a)$, $SW(b) = NE(c) = (c, b)$, $SE(c) = NW(d) = (c, d)$, etc., as it is suggested by the following picture:



The remaining values of the functions in \mathcal{L} for transversal vertices may be chosen freely provided we take care to guarantee that $\langle D, \mathcal{L} \rangle$ separates N from S .

It is clear that $\langle D, \mathcal{L} \rangle$ so defined separates N from S . It remains to verify that every path of D is decent in $\langle D, \mathcal{L} \rangle$. If there were a path b_1, \dots, b_m , with $m \geq 2$, of D that is not decent in $\langle D, \mathcal{L} \rangle$, then all the vertices in this path would be transversal. This path coincides either with a_{j+1}, \dots, a_{j+m} or with a_{j+m}, \dots, a_{j+1} , where $0 \leq j$ and $j+m \leq n$. In the first case, $(b_1, b_2) = SE(b_1)$, while $(b_{m-1}, b_m) = NW(b_m)$, which yields that the path b_1, \dots, b_m is decent, contrary to our assumption. In the second case, $(b_1, b_2) = NE(b_1)$, while $(b_{m-1}, b_m) = SW(b_m)$, which yields again that the path b_1, \dots, b_m is decent. So every path of D is decent in $\langle D, \mathcal{L} \rangle$. \dashv

6 Adding the identity graphs to K-graphs

Our notion of K-graph, and the equivalent notions of global and local K-graph, could be extended a little bit by allowing as K-graphs oriented graphs of the form



with two vertices, one a W -vertex and the other an E -vertex; these oriented graphs have a single edge made of these two vertices, and they have no inner vertex. These additional K-graphs would serve to represent identity deductions, which are related to the sequents $A \vdash A$, and we will call them *identity graphs*.

For every oriented graph D and every identity graph I we will have that the oriented graphs $D[-]I$ and $I[-]D$, with $[-]$ replaced by an appropriate $[e_W - e_E]$, are both equal to D up to replacement of vertices. The construction I' of an identity graph I would be a single-node tree with I in this unique node, and the distinguished edges all being the unique edge of I . The definition of construction involves now an appropriate modification of (XYD). The notion of ρ -equivalence would be extended so that for every construction G we would have that $G[-]I'$ is ρ -equivalent to $I'[-]G$, which is ρ -equivalent to G .

In the definition of local compass graph of Section 3 and in the definition of K-graph of Section 5, in condition (3) we would just replace the requirement that D has an inner vertex by the requirement that it has an edge, while everything else in these definitions would remain the same.

7 Q-graphs

If we determined the graphs produced by the rule (PC) of the Introduction in the same manner as we determined in this paper the graphs produced by

planar plural cuts, we would obtain something more general and more simple to characterize.

For the definition of the new notion of global K-graph one possibility is to reject in the definition of basic K-graph the requirement (XYB). Everything else in the definition of construction and global K-graph of Section 2 would remain unchanged. Let the new global K-graphs be called *global Q-graphs*.

The new global Q-graphs can however be characterized more simply. Let a Q-graph be defined as an oriented graph D that satisfies conditions (1)-(3) of the definition of local compass graph (see Section 3). The same three conditions are also found in the definition of K-graph of Section 5. A notion of graph associated with plural cuts in a context with the structural rule of permutation, which, as our notion of Q-graph, is based essentially on connectedness and non-circularity, may be found in [13].

As for constructions of global K-graphs, we say that G is a construction of a global Q-graph D when D is the root graph of G . One can show the following for every $X \in \{W, E\}$.

PROPOSITION 7.1. *For every Q-graph D and every X -edge d of D there is a construction G of D such that $NX(G) = SX(G) = d$.*

PROOF. We proceed by induction on the number n of inner edges of D . In the basis, when $n = 0$, we rely on the new definition of basic Q-graph (i.e. basic K-graph without (XYB)). In the induction step we have $D = D_W[e_W - e_E]D_E$. By the induction hypothesis, we have two constructions G_X and $G_{\bar{X}}$ with root graphs D_X and $D_{\bar{X}}$ respectively such that if d is in D_X , then $NX(G_X) = SX(G_X) = d$ and $NX(G_{\bar{X}}) = SX(G_{\bar{X}}) = e_{\bar{X}}$, and if d is in $D_{\bar{X}}$, then $NX(G_{\bar{X}}) = SX(G_{\bar{X}}) = d$ and $NX(G_X) = SX(G_X) = e_X$. One can then verify that (XYC) is satisfied, and that $NX(G) = SX(G) = d$, according to (XYD). \dashv

As a corollary of this proposition we have that every Q-graph is a global Q-graph. The converse being trivial, we have that the two notions are equivalent.

This means that global Q-graphs could be defined by constructions G that do not involve at all the distinguished edges $YX(G)$. For two arbitrary Q-graphs D_W and D_E , an arbitrary W -edge e_W of D_W and an arbitrary E -edge e_E of D_E , the oriented graph $D_W[e_W - e_E]D_E$ is a Q-graph. We need not pay attention to (XYC) any more.

One could envisage the notion of Q-graph enlarged with identity graphs, as in Section 6. The Q-graphs could be described in the manner in which we have described K-graphs after Proposition 5.1, which should still be applied (see also the Introduction). As a K-graph, a Q-graph is made of a transversal and in-going and out-going trees rooted in it. The difference is only that the transversal need not be linear any more.

Acknowledgement. This work was supported by the Ministry of Science of Serbia (Grant ON174026).

References

- [1] V.M. ABRUSCI, *Phase semantics and sequent calculus for pure noncommutative classical linear propositional logic*, ***The Journal of Symbolic Logic***, vol. 56 (1991), pp. 1403-1451
- [2] B. BÉRARD, *Formal properties of literal shuffle*, ***Acta Cybernetica***, vol. 8 (1987), pp. 27-39
- [3] J.R.B. COCKETT and R.A.G. SEELY, *Weakly distributive categories*, ***Journal of Pure and Applied Algebra***, vol. 114 (1997), pp. 133-173 (version with some corrections at: <http://www.math.mcgill.ca/rags>)
- [4] K. DOŠEN, *On passing from singular to plural consequences*, ***Logic at Work: Essays Dedicated to the Memory of Helena Rasiowa*** (E. Orłowska, editor), Physica-Verlag, Heidelberg, 1999, pp. 533-547
- [5] D.M. GABBAY, ***Semantical Investigations in Heyting's Intuitionistic Logic***, Reidel, Dordrecht, 1981
- [6] G. GENTZEN, *Untersuchungen über das logische Schließen*, ***Mathematische Zeitschrift***, vol. 39 (1935), pp. 176-210, 405-431 (English translation: *Investigations into logical deduction*, ***The Collected Papers of Gerhard Gentzen***, M.E. Szabo, editor, North-Holland, Amsterdam, 1969, pp. 68-131)
- [7] F. HARARY, ***Graph Theory***, Addison-Wesley, Reading, Mass., 1969
- [8] J. HUDELMAIER and P. SCHROEDER-HEISTER, *Classical Lambek logic, Theorem Proving with Analytic Tableaux and Related Methods* (P. Baumgartner et al., editors), Springer, Berlin, 1995, pp. 247-262
- [9] J. KOSŁOWSKI, *A monadic approach to polycategories*, ***Theory and Applications of Categories***, vol. 15 (2005), pp. 125-156
- [10] J. LAMBEK, *Multicategories revisited*, ***Categories in Computer Science and Logic*** (J.W. Gray and A. Scedrov, editors), American Mathematical Society, Providence, 1989, pp. 217-239
- [11] ———, *From categorial grammar to bilinear logic*, ***Substructural Logics*** (K. Došen and P. Schroeder-Heister, editors), Oxford University Press, Oxford, 1993, pp. 207-237

- [12] D.S. SCOTT, *Completeness and axiomatizability in many-valued logic*, ***Proceedings of the Tarski Symposium*** (L. Henkin et al., editors), American Mathematical Society, Providence, 1974, pp. 411-435
- [13] D.J. SHOESMITH and T.J. SMILEY, ***Multiple-Conclusion Logic***, Cambridge University Press, Cambridge, 1978
- [14] M.E. SZABO, *Polycategories*, ***Communications in Algebra***, vol. 3 (1975), pp. 663-689