

Periodic Anderson model with correlated conduction electrons: variational and exact diagonalization study

I. Hagymási^{1,2}, K. Itai¹, and J. Sólyom¹

¹*Research Institute for Solid State Physics and Optics of the Hungarian Academy of Sciences, Budapest, H-1525 P.O. Box 49, Hungary*

²*Institute of Physics, Eötvös University, Budapest, Pázmány Péter sétány 1/A, H-1117, Hungary*
(Dated: November 16, 2018)

We investigate an extended version of the periodic Anderson model (the so-called periodic Anderson-Hubbard model) with the aim to understand the role of interaction between conduction electrons in the formation of the heavy-fermion and mixed-valence states. Two methods are used: (i) variational calculation with the Gutzwiller wave function optimizing numerically the ground-state energy and (ii) exact diagonalization of the Hamiltonian for short chains. The f -level occupancy and the renormalization factor of the quasiparticles are calculated as a function of the energy of the f -orbital for a wide range of the interaction parameters. The results obtained by the two methods are in reasonably good agreement for the periodic Anderson model. The agreement is maintained even when the interaction between band electrons, U_d , is taken into account, except for the half-filled case. This discrepancy can be explained by the difference between the physics of the one- and higher dimensional models. We find that this interaction shifts and widens the energy range of the bare f -level, where heavy-fermion behavior can be observed. For large enough U_d this range may lie even above the bare conduction band. The Gutzwiller method indicates a robust transition from Kondo insulator to Mott insulator in the half-filled model, while U_d enhances the quasi-particle mass when the filling is close to half filling.

PACS numbers: 71.10.Fd, 71.27.+a, 75.30.Mb

I. INTRODUCTION

Rare-earth materials exhibit numerous remarkable phenomena such as heavy-fermion behavior, valence fluctuations, and unconventional superconductivity. The simplest model that can account for these phenomena is the periodic Anderson model (PAM), where mobile conduction electrons in a broad band of width W can hybridize with immobile f -electrons sitting at the lattice sites. The Coulomb repulsion is taken into account between the f -electrons only. Written in a mixed, Bloch and Wannier representation, this model is defined by the Hamiltonian

$$\mathcal{H} = \sum_{\mathbf{k}, \sigma} \varepsilon_d(\mathbf{k}) \hat{d}_{\mathbf{k}\sigma}^\dagger \hat{d}_{\mathbf{k}\sigma} + \varepsilon_f \sum_{j, \sigma} \hat{n}_{j\sigma}^f - V \sum_{j, \sigma} (\hat{f}_{j\sigma}^\dagger \hat{d}_{j\sigma} + \hat{d}_{j\sigma}^\dagger \hat{f}_{j\sigma}) + U_f \sum_j \hat{n}_{j\uparrow}^f \hat{n}_{j\downarrow}^f, \quad (1)$$

where $\hat{d}_{\mathbf{k}\sigma}^\dagger$ ($\hat{d}_{\mathbf{k}\sigma}$) is the creation (annihilation) operator of conduction electrons with wave vector \mathbf{k} and spin σ , while $\hat{f}_{j\sigma}^\dagger$ ($\hat{f}_{j\sigma}$) denotes the creation (annihilation) operator of f -electrons at site \mathbf{r}_j in an arbitrary dimensional lattice with N lattice sites, $\hat{n}_{j\sigma}^f = \hat{f}_{j\sigma}^\dagger \hat{f}_{j\sigma}$ is the number operator of f -electrons at site \mathbf{r}_j , and $\hat{n}_{j\sigma}^d$ is defined similarly. The hybridization matrix element between f - and d -states is denoted by V , and U_f is the strength of the on-site Coulomb repulsion between f -electrons. We consider the nondegenerate case, i.e., one d - and one f -orbital per site is assumed. Therefore, owing to the two possible orientations of the spin, the average number of d - and f -electrons per site, n_d and n_f , respectively, can

vary between zero and two. The filling will refer to the ratio of the total electron density per site ($n_d + n_f$) and the maximally allowed electron density ($n_{\max} = 4$).

Although it has been investigated for several decades,¹ this model and its extended versions are still in the forefront of condensed-matter physics. Since exact results are available only for certain special cases,² besides the large number of perturbative studies nonperturbative techniques have also been developed to go beyond the weak-coupling limit. The Gutzwiller variational method³ has been applied by several authors.⁴⁻¹⁰ In this method, an uncontrolled approximation (the so-called Gutzwiller approximation³) is often used to calculate expectation values with the correlated wave function. Metzner and Vollhardt¹¹ have shown that the expectation values can be evaluated exactly in one dimension. Later they considered the limit of large dimensions,¹² where analytic treatment is possible. Gebhard¹³ developed a technique to calculate expectation values in a controlled expansion in the inverse of the degeneracy of the f -level and in the inverse of the dimension of the lattice. He showed that the Gutzwiller approximation provides exact results in the limit of large dimensions. Moreover, in this limit this method is equivalent to the slave-boson mean-field theory of Kotliar and Ruckenstein.^{14,15} Later on, the dynamical mean-field theory,¹⁶ which, too, is exact in the limit of infinite dimensions, has been applied to the periodic Anderson model by several authors¹⁷⁻²⁰ to better understand the main features of the model. To avoid the problem related to the Gutzwiller approximation, Shiba⁷ applied the variational Monte Carlo method. The PAM was investigated also by using the projector-based renormalization method²¹ for arbitrary degeneracy of the f -level.

The ferromagnetic properties of the PAM have been studied with the density-matrix renormalization group.²²

In view of the widespread application of the Gutzwiller approximation, it is important to know how reliable this method is. As will be demonstrated in this paper by comparing the results with those of exact diagonalization, the Gutzwiller method gives – in spite of its limitations – reliable results for the number of electrons occupying the f -orbital. The f -level occupancy is a significant quantity, for it has recently been proposed²³ and experimentally verified²⁴ that the pressure induced enhancement of the superconducting transition temperature of Ce based compounds, $\text{CeCu}_2(\text{Ge,Si})_2$ is closely related to a sharp change of the valence of Ce.

Several extensions of the periodic Anderson model have been considered so far in order to make the model more realistic. It was found that nearest-neighbor interaction between f -electrons affects the stability of the magnetic ground state in the Kondo regime.²⁵ On the other hand, the on-site interaction between d - and f -electrons ($U_{df} \sum_{j,\sigma,\sigma'} \hat{n}_{j\sigma}^f \hat{n}_{j\sigma'}^d$) influences drastically the occupation number of f -electrons.²⁶ It has been shown that a large U_{df} destroys the Kondo state and narrows the intermediate valence regime.^{23,26} Its treatment in the framework of the Gutzwiller method is, however, quite cumbersome. In our previous work²⁷ we assumed a special form for this interaction, $\tilde{U}_{df} \sum_j \hat{n}_{j\uparrow}^f \hat{n}_{j\downarrow}^f \hat{n}_{j\uparrow}^d \hat{n}_{j\downarrow}^d$, and pointed out that the intermediate-valence regime is narrowed in the presence of this interaction.

The model we study in the second part of this paper includes the interaction between conduction electrons (d -electrons). Although the corresponding impurity problem has been examined thoroughly in several papers,^{28–35} only a few results are available on the lattice problem.^{36–39} Fulde and coworkers⁴⁰ have pointed out that the heavy-fermion properties⁴¹ of Ce-doped Nd_2CuO_4 cannot be explained without taking correlations between conduction electrons into account. Although it has been shown³⁶ that correlations between conduction electrons may increase the effective mass, and the competition between Coulomb repulsion in the d - and f -electron subsystem may lead to a transition from Kondo to Mott insulator, the role of the electron-electron interaction in the conduction electron subsystem is not fully clarified. In this paper we calculate the number of f -electrons per site and the probability of double occupancy of f -orbitals as a function of the energy of the bare f -level, the hybridization, and the f - f and d - d Coulomb interactions. The calculations are carried out for a wide range of parameters of the model Hamiltonian, and the regions for Kondo-like behavior as well as for valence fluctuations are determined.

The paper is divided into two main parts. Firstly, we investigate the reliability of the Gutzwiller method. We compare the variational results with those of exact diagonalization on finite chains. Secondly, we analyze what happens when the interaction between conduction electrons, U_d , is switched on.

II. VARIATIONAL CALCULATION AND EXACT DIAGONALIZATION

A. Variational calculation

First of all, following Ref. [36] we summarize briefly the main steps of the variational calculation for the original periodic Anderson model without interaction between conduction electrons, $U_d = 0$. In this paper we restrict ourselves to the paramagnetic case, i.e., the number of up-spin electrons, N_\uparrow , equals that of down-spin electrons, N_\downarrow . Furthermore, we carry out the explicit calculation only for the system being half-filled or less than that, since the results for the system more than half-filled can be obtained straightforwardly owing to the electron-hole symmetry.

The trial wave function is chosen in the form

$$|\Psi\rangle = \hat{P}_G^f \prod_{\mathbf{k}} \prod_{\sigma} \left[u_{\mathbf{k}} \hat{f}_{\mathbf{k}\sigma}^\dagger + v_{\mathbf{k}} \hat{d}_{\mathbf{k}\sigma}^\dagger \right] |0\rangle, \quad (2)$$

where the mixing amplitudes $u_{\mathbf{k}}$ and $v_{\mathbf{k}}$ are variational parameters. \hat{P}_G^f is the Gutzwiller projector for f -electrons:

$$\hat{P}_G^f = \prod_j \left[1 - (1 - \eta_f) \hat{n}_{j\uparrow}^f \hat{n}_{j\downarrow}^f \right], \quad (3)$$

where the variational parameter η_f is controlled by U_f . We use the Gutzwiller approximation to evaluate the expectation values. Optimizing with respect to the mixing amplitudes, we obtain

$$\mathcal{E} = \frac{1}{N} \sum_{\mathbf{k} \in \text{FS}} \left[\varepsilon_d(\mathbf{k}) + \tilde{\varepsilon}_f - \sqrt{[\varepsilon_d(\mathbf{k}) - \tilde{\varepsilon}_f]^2 + 4\tilde{V}^2} \right] + (\varepsilon_f - \tilde{\varepsilon}_f) n_f + U_f \nu_f \quad (4)$$

for the ground-state energy per site, where n_f and ν_f denote the number of f -electrons per site and the density of doubly occupied f -sites, respectively, $\tilde{V} = V\sqrt{q_f}$ is the renormalized hybridization amplitude with

$$q_f = \frac{1}{\left(1 - \frac{n_f}{2}\right) \frac{n_f}{2}} \left[\sqrt{\left(\frac{n_f}{2} - \nu_f\right) \nu_f} + \sqrt{\left(\frac{n_f}{2} - \nu_f\right) (1 - n_f + \nu_f)} \right]^2, \quad (5)$$

while the renormalized energy of the f -level, $\tilde{\varepsilon}_f$ has to be determined self-consistently from the condition

$$n_f = \frac{1}{N} \sum_{\mathbf{k} \in \text{FS}} \left[1 + \frac{\varepsilon_d(\mathbf{k}) - \tilde{\varepsilon}_f}{\sqrt{[\varepsilon_d(\mathbf{k}) - \tilde{\varepsilon}_f]^2 + 4\tilde{V}^2}} \right]. \quad (6)$$

The \mathbf{k} sum in Eqs. (4) and (6) [and later on, Eqs. (19) and (21) in the next section] extends over the $U_f = U_d = 0$

Fermi sea in a manner familiar from the periodic Anderson model,⁹ since the Gutzwiller method respects Luttinger's theorem and leaves the Fermi volume unchanged.

The quantities n_f and ν_f , and thereby $\tilde{\varepsilon}_f$ and q_f depend on the as yet undetermined variational parameter η_f . Optimizing with respect to this parameter is equivalent to minimizing the energy with respect to n_f and ν_f , which leads to

$$\tilde{\varepsilon}_f = \frac{\partial \mathcal{E}}{\partial q_f} \cdot \frac{\partial q_f}{\partial n_f} + \frac{\partial \mathcal{E}}{\partial \tilde{\varepsilon}_f} \cdot \frac{\partial \tilde{\varepsilon}_f}{\partial n_f}, \quad (7)$$

$$-U_f = \frac{\partial \mathcal{E}}{\partial q_f} \cdot \frac{\partial q_f}{\partial \nu_f} + \frac{\partial \mathcal{E}}{\partial \tilde{\varepsilon}_f} \cdot \frac{\partial \tilde{\varepsilon}_f}{\partial \nu_f}. \quad (8)$$

These equations have to be solved together with the self-consistency condition (6).

The summation over \mathbf{k} in Eqs. (4) and (6) could be carried out numerically for a realistic dispersion curve $\varepsilon_d(\mathbf{k})$, but the variational procedure, i.e., the numerical optimization of the ground-state energy with the self-consistency condition (6), would be very cumbersome. Instead of that, we assume a constant density of states, $\rho(\varepsilon) = 1/W$, in the interval $\varepsilon \in [-W/2, W/2]$, since then the energy density and the self-consistent value of $\tilde{\varepsilon}_f$ can be expressed analytically from Eqs. (4) and (6) as a function of n_f and ν_f .

However, the self-consistent solution of the minimum conditions for n_f and ν_f can be found analytically only in special cases, e.g., for $U_f \rightarrow \infty$, when $V \ll W$.³⁶ In this paper we will solve Eqs. (7) and (8) numerically for various values of V , U_f , and ε_f in order to determine the range of parameters for the Kondo or intermediate-valence behavior, and for the crossover regime between them.

Firstly, we calculate the U_f - and ε_f -dependence of the f -level occupancy, n_f , and of the renormalization factor q_f in the half-filled case, where the total number of electrons equals the sum of the number of d - and f -orbitals (the electron density per site $n = n_d + n_f = 2$), and in the 1/3-filled case ($n = 4/3$). Other fillings will be discussed later in the next subsection, where we compare the results with those obtained by exact diagonalization.

We note that our model with n electrons can be mapped onto a model with n holes ($4 - n$ electrons), provided that the energy level of the f -hole is chosen as $-(\varepsilon_f + U_f)$. Therefore, the results for $n > 2$ can be obtained straightforwardly from those for $n < 2$. Owing to this symmetry in the special, symmetric half-filled case, when $n=2$ and the bare f -level is located at $\varepsilon_f = -U_f/2$, both n_f and n_d are exactly equal to 1.

The f -level occupancy is displayed as a function of the bare f -level energy and of U_f for $V/W = 0.1$ in the half-filled and 1/3-filled cases, respectively, in Figs. 1 and 2. Five different regimes can be distinguished. When $\varepsilon_f + U_f$ lies below the conduction band, all electrons occupy f -orbitals, $n_f \approx 2$ and $4/3$, respectively. The regions, where n_f varies smoothly, almost linearly from 2 (or $4/3$) to 1 and later from 1 to 0, are the intermediate-valence regimes. On the plateau between them, n_f devi-

ates from unity by an exponentially small amount. This is, as we will see, the Kondo regime, since the double-occupancy rate is exponentially small here. Finally, when ε_f lies well above the conduction band, all electrons occupy states in the conduction band, and $n_f \approx 0$. There are no sharp boundaries between these regimes; narrow crossover regions separate them.

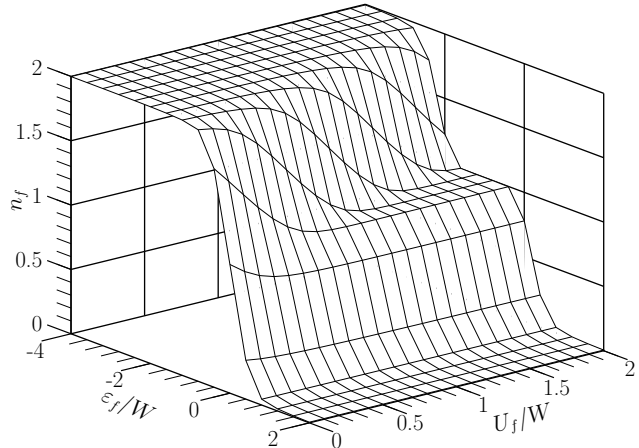


FIG. 1: The f -level occupancy as a function of ε_f and U_f at half filling ($n = 2$) for $V/W = 0.1$.

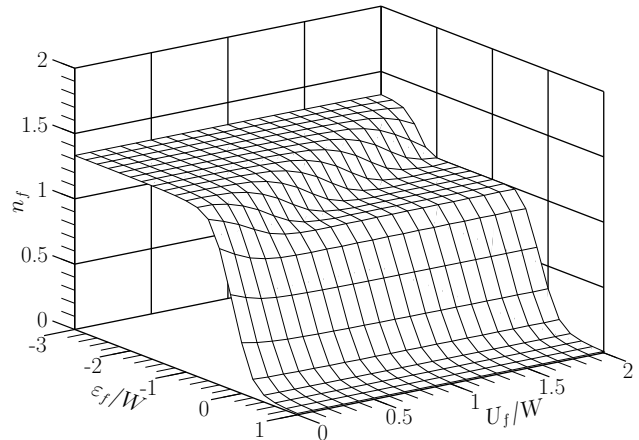


FIG. 2: The f -level occupancy as a function of ε_f and U_f at 1/3 filling ($n = 4/3$) for $V/W = 0.1$.

The boundary of the $n_f \approx 1$ plateau could be defined by setting a somewhat arbitrary criterion for the deviation of n_f from unity. Figure 3 shows n_f in the U_f - ε_f plane for a particular value of V/W using a color code. The “boundary” of the plateau defined by $|1 - n_f| = 0.005$ is drawn with a white line. As can be seen in the figures, a plateau develops only when U_f exceeds a not sharply defined threshold value, U_f^c , which itself depends on V and on the total electron density. Besides $V/W = 0.1$, we have done calculations for $V/W = 0.05$ and 0.2 , and obtained similar results. The upper and lower limits of ε_f between which the plateau forms can be estimated from

the numerical data to be roughly

$$-U_f + E_F(n_d) + a\Delta_f \lesssim \varepsilon_f \lesssim E_F(n_d) - a\Delta_f, \quad (9)$$

where $E_F(n_d)$ is the Fermi level of the conduction band with $n_d = n - 1$ electrons, $\Delta_f = \pi\rho V^2$ is the width of the f -level in the impurity problem, and a is a numerical factor of order 10, which depends weakly on V , U_f , and n . The factor a is smaller by about 10% for $n = 4/3$ than for $n = 2$, which shows that the plateau slightly expands as the filling of the conduction band decreases from half filling.

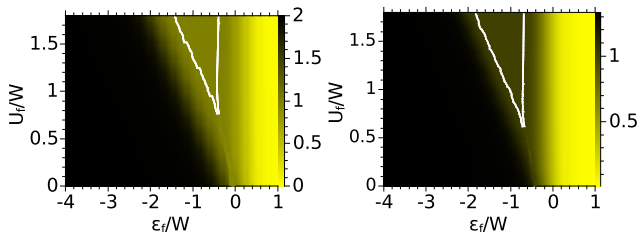


FIG. 3: (Color online) The f -level occupancy as a function of ε_f and U_f at half filling (left) and 1/3 filling (right) for $V/W = 0.1$. The color code is shown at the right edge of the panels. The boundary of the $n_f \approx 1$ plateau is drawn with a white line.

These results are somewhat surprising. One could argue, based on the results for the impurity Anderson model that a Kondo-like behavior (i.e., $n_f \approx 1$ with very small valence fluctuations) is realized when the Fermi level is located between the bare f -level (ε_f) and the energy $\varepsilon_f + U_f$ of a second f -electron occupying the same site. That is, we could expect the condition $-U_f + E_F \lesssim \varepsilon_f \lesssim E_F$, when $\Delta_f \ll W$. Condition (9) obtained by the Gutzwiller method indicates that the Kondo-like behavior is realized in the periodic Anderson model in a much narrower interval for ε_f . This will be confirmed later by exact diagonalization.

The f -electrons are strongly correlated on this plateau, since not only the average occupancy of the f -orbital is close to unity there, but the number of empty or doubly occupied f -orbitals is almost negligible. Correlations between f -electrons can conveniently be characterized by the renormalization factor q_f , which is simply related to the double-occupancy rate ν_f as

$$q_f = 8\nu_f(1 - 2\nu_f), \quad (10)$$

when n_f is exactly one. This quantity is plotted versus ε_f and U_f in Fig. 4 for $V/W = 0.1$ at half filling.

It is clearly seen that q_f decreases rapidly from about 1, when the f -level is doubly occupied or empty, to about 0 as n_f approaches one from either side. When $q_f \approx 0$, the double-occupancy rate is also close to zero, and the f -electrons show heavy-fermion behavior; the effective mass becomes large as $m^* \propto q_f^{-1}$. We can, therefore, define the Kondo regime by setting a limit on q_f , by requiring, e.g., $q_f < 0.005$. This boundary is marked by a white line in

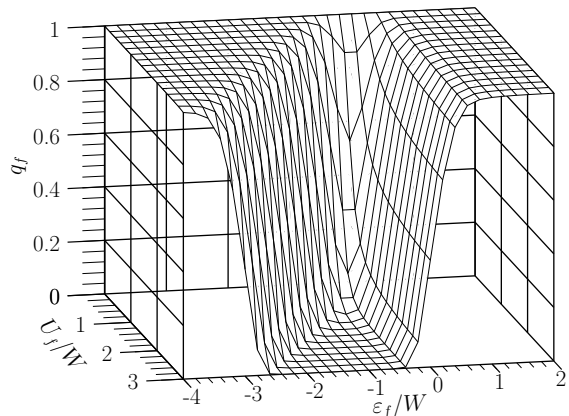


FIG. 4: The kinetic energy renormalization factor of f -electrons as a function of ε_f and U_f at half filling for $V/W = 0.1$.

Fig. 5, where q_f is shown for $n = 2$ and $n = 4/3$ using a color code.

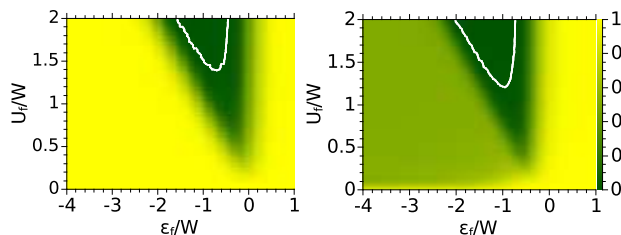


FIG. 5: (Color online) The parameter q_f is displayed for $V/W = 0.1$ using a color code shown at the right edge. The boundary of the Kondo regime defined by $q_f = 0.005$ is drawn with a white line. Left: half-filled case, right: 1/3-filled case.

The Kondo regime thus defined appears again above a critical U_f^c , which is, however, somewhat larger than the one found earlier, since the criterion $|1 - n_f| \leq 0.005$ is less strict than the condition $q_f < 0.005$. In this latter case the probability of double occupancy has to be less than 0.0006. Nevertheless, comparison with Fig. 3 shows that apart from a rounding around the critical U_f^c , the two criteria define the same regime. The plateau slightly expands when the filling of the conduction band decreases.

When n_f is exactly one, and Eq. (10) holds, Eq. (8) can be easily solved in the limit $V \ll W$. We get

$$q_f = \frac{n_d}{4(V/W)^2} \exp\left(-\frac{U_f}{16V^2/W}\right), \quad (11)$$

where n_d is the number of the conduction electrons per site. The factor n_d in the prefactor explains why the critical U_f^c gets smaller as the filling decreases.

The total energy density takes a simple form in this limit,

$$\mathcal{E} = \varepsilon_f + E_d(n_d) - n_d \frac{W}{2} \exp\left\{-\frac{U_f}{16V^2/W}\right\}, \quad (12)$$

where the first term is the energy of the half-filled f -orbital without polarity fluctuations, $E_d(n_d)$ is the energy of the decoupled conduction band for filling n_d , and the last term describes the coupling between f -electrons and conduction electrons, in other words, the energy decrease owing to the polarity fluctuations caused by d - f hybridization. This term arising from the Kondo effect gives the characteristic energy scale in the Kondo regime. The Kondo energy, E_K , is defined by the energy decrease per conduction electron, i.e.,

$$E_K = \frac{W}{2} \exp \left\{ -\frac{U_f}{16V^2/W} \right\}. \quad (13)$$

In the remaining part of this subsection, we study more quantitatively the dependence of the threshold value of U_f^c on V in the half-filled case. Figure 6 shows q_f as a function of V for several values of U_f at $\varepsilon_f = -U_f/2$, where n_f is exactly one. The threshold values determined

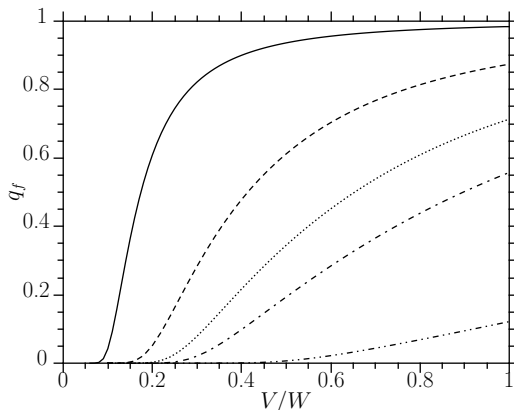


FIG. 6: q_f vs. V in the symmetric half-filled case, $\varepsilon_f = -U_f/2$, for $U_f/W = 1$ (continuous line), 3 (dashed), 5 (dotted), 7 (dashed with one dot), and 20 (dashed with two dots), respectively.

from $q_f(U_f^c, V) = 0.005$ are given in Table I together the corresponding Kondo coupling $J = 8V^2/U_f^c$, since, in the Kondo regime, the periodic Anderson model can be mapped onto a Kondo lattice model (KLM).

V/W	U_f^c/W	J/W
0.16	3	0.066
0.21	5	0.071
0.26	7	0.076
0.48	20	0.093
0.74	40	0.110
0.97	60	0.125
1.17	80	0.136
1.36	100	0.148

TABLE I: The critical U_f^c of the Kondo plateau for several values of V and the corresponding Kondo coupling.

The dependence of U_f^c on V can be fitted by the analytic functional form

$$U_f^c/W = 62.56(V/W)^\alpha. \quad (14)$$

with $\alpha = 1.54$

Since by definition there are no doubly occupied or vacant f -orbitals in a KLM, a rigorous mapping from PAM to KLM should be possible in the limit $\nu_f \rightarrow 0$. Setting a smaller limit for q_f in the criterion for the Kondo regime, larger exponents, given in Table II, and larger numerical prefactors are obtained in Eq. (14). The exponent α seems to converge to 2 in the limit $q_f \rightarrow 0$, which means that U_f^c is proportional to Δ_f , and the proportionality factor is of order hundred instead of the factor $a \approx 10$ in Eq. (9). This difference is due to the stricter condition on q and to the rounding of the boundary at the critical U_f^c .

$q_f^{\text{threshold}}$	10^{-3}	10^{-4}	10^{-5}	10^{-6}	10^{-7}	10^{-8}
α	1.70	1.80	1.83	1.86	1.89	1.91

TABLE II: The exponent α in Eq. (14) calculated for several threshold value of q_f .

Sinjukow and Nolting⁴² have shown that in the extended Kondo limit, when $U_f \rightarrow \infty$ and $V \rightarrow \infty$ with V^2/U_f remaining finite, the symmetric periodic Anderson model can be mapped exactly to the Kondo lattice model with finite Kondo coupling. The results obtained by the Gutzwiller method are in agreement with this.

B. Comparison with exact diagonalization

With the aim to compare the variational results with those of a completely different method, we also performed exact diagonalization on relatively short chains. In order to check whether the results obtained for these chains are representative for bulk materials, we calculated the f -level occupancy, n_f , and the density of doubly occupied f -sites, ν_f , in the nonmagnetic ($S_z^{\text{tot}} = 0$) ground state for chains of four, five, and six sites. It turned out that the results were in excellent agreement with each other, which suggests that the six-site chain behaves almost like the bulk in this respect. This is in agreement with the finding of Chen and Callaway,⁴³ who compared the ground-state energy obtained from exact diagonalization of a four-site chain with Monte Carlo result on a sixteen-site chain. In what follows we present the results obtained for a six-site chain with 12, 10, 8, and 6 electrons. The case with 6 electrons is not interesting from the point of view of Kondo physics, because the conduction band is exhausted when $n_f = 1$. Nevertheless, it is used in the comparison of the two methods.

The kinetic energy of conduction electrons moving along the chain is described by hopping between nearest-neighbor d -orbitals with hopping rate t , thus the band

width is now $4t$. Therefore, we identify W with $4t$, when comparison with the results of the variational calculation is made.

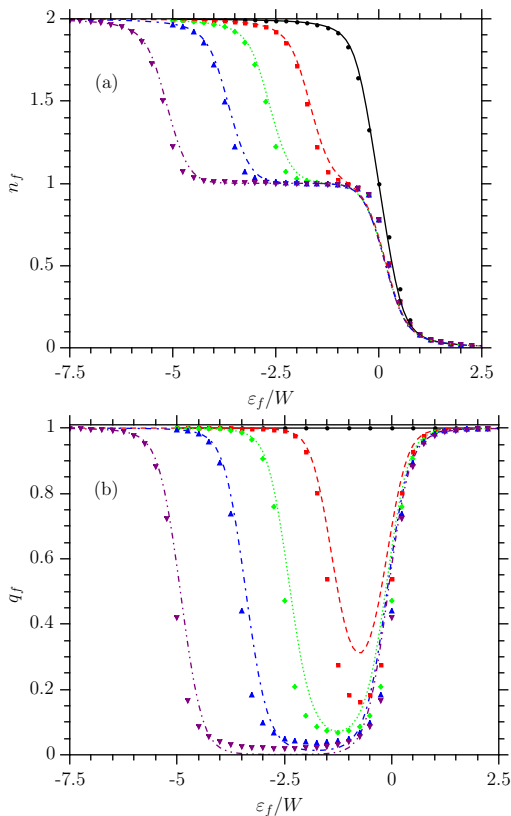


FIG. 7: (Color online) (a) The f -level occupancy vs. ε_f at $2V/W = 0.375$. The curves are obtained by the Gutzwiller method, while the symbols indicate the results of exact diagonalization for $2U_f/W = 0$ (black continuous line, \bullet), 3 (red dashed line, \blacksquare), 5 (green dotted line, \blacklozenge), 7 (blue dashed line with one dot, \blacktriangle) and 10 (purple dashed line with two dots, \blacktriangledown). (b) The renormalization factor q_f . The notation is the same as in panel (a).

The f -level occupancy obtained by the two methods are directly compared in Fig. 7(a). As for ν_f , we compare the results indirectly, through q_f . Although this quantity is specific to the Gutzwiller method, it shows the strength of correlations more visibly than ν_f itself, therefore, we define q_f with the help of Eq. (5) from n_f and ν_f obtained from the exact ground-state wave function. Comparison with the result of the variational calculation is shown in Fig. 7(b).

As is seen in Fig. 7(a), the two methods give very similar results as far as the “global behavior” of the f -level occupancy and the extent of the $n_f \approx 1$ plateau is concerned, even though the density of states is not identical in the two calculations. This indicates that Eq. (9) found in the Gutzwiller method for the boundary of the Kondo regime is not due to the Gutzwiller approximation, but is a consequence of strong correlations in the lattice model.

We find a subtle difference, however, in Fig. 7(b),

where q_f is plotted as a function of ε_f . One sees that q_f calculated in the Gutzwiller method approaches zero faster in the Kondo regime than that provided by exact diagonalization. The former exhibits the exponential behavior given in Eqs. (11) and (13) typical for Kondo physics, while the latter cannot be fitted to such a curve. We will discuss this quantitatively later on.

Next we check the dependence of the Kondo plateau on the strength of the hybridization. In Fig. 8(a) we plot n_f as a function of ε_f for three values of V/W in the

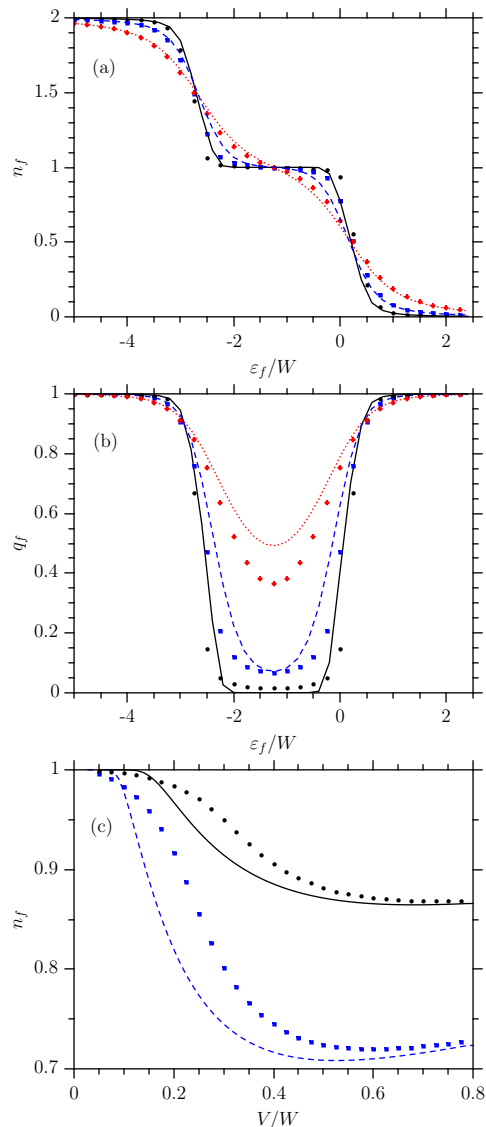


FIG. 8: (Color online) (a) The f -level occupancy vs. ε_f at $U_f/W = 2.5$. The curves are obtained by the Gutzwiller method, while symbols denote the results of exact diagonalization for $2V/W = 0.2$ (black continuous, \bullet), 0.375 (blue dashed, \blacklozenge), and 0.7 (red dotted, \blacksquare), respectively. (b) The renormalization factor q_f . The notation is the same as in panel (a). (c) n_f vs. V at $U_f/W = 2.5$, for $\varepsilon_f/W = -0.75$ (black continuous line, \bullet) and $\varepsilon_f/W = -0.25$ (blue dashed line, \blacksquare).

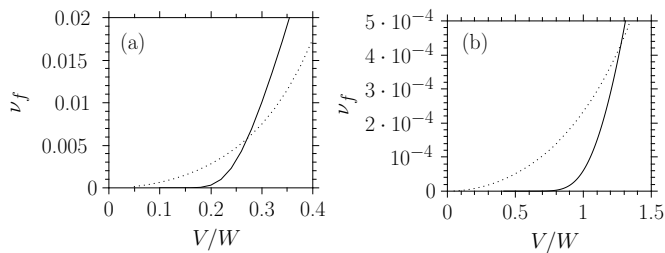


FIG. 9: The double-occupancy rate of f -electrons vs. V/W . The dotted curves indicate the results of exact diagonalization, while the continuous curves are calculated by the Gutzwiller method. U_f/W is 5 and 100 in panel (a) and (b), respectively.

half-filled case. It is clearly seen that the plateau (i.e., the Kondo regime) rapidly shrinks as V increases, and disappears, in agreement with the results presented in the previous subsection. Figure 8(b), where q_f is plotted, shows directly the disappearance of heavy-fermion behavior. Finally n_f is plotted as a function of V in Fig. 8(c) for two values of ε_f/W . We find again that the two methods yield similar results for n_f , but the V -dependence is different near the boundary of the Kondo regime.

In order to better see this difference, we calculate the double-occupancy rate of f -electrons in the symmetric ($\varepsilon_f = -U_f/2$) half-filled case as a function of V near the boundary of the Kondo regime, i.e., where $\nu_f \ll 1$. We find, as seen in Fig. 9, that in contrast to the results of the Gutzwiller method, the dependence of ν_f on V^2/U_f is not exponential; ν_f varies as a power of V^2/U_f :

$$\nu_f = A \frac{W}{U_f} \left(\frac{V^2}{WU_f} \right) + B \frac{W}{U_f} \left(\frac{V^2}{WU_f} \right)^2, \quad (15)$$

where A is close to unity and $B \approx 50$. This power-law-like dependence may be due to the small system size in the exact diagonalization.

Finally we study the filling dependence of the Kondo regime. The f -level occupancy is shown for several fillings in Fig. 10(a). The overall agreement between the two methods persists as we move away from half filling, though its degree varies somewhat, e.g., the agreement in the $n = 2$ or $5/3$ case is noticeably less good than for $n = 4/3$. This indicates that the Gutzwiller type paramagnetic wave function is more appropriate for metallic systems with few conduction electrons than for insulators. The Kondo plateau shifts towards lower f -level energies as the filling decreases owing to the decrease of the Fermi level. We find a similar slight difference between the results of the two methods displayed in Fig. 10(b), where q_f is plotted as a function of ε_f .

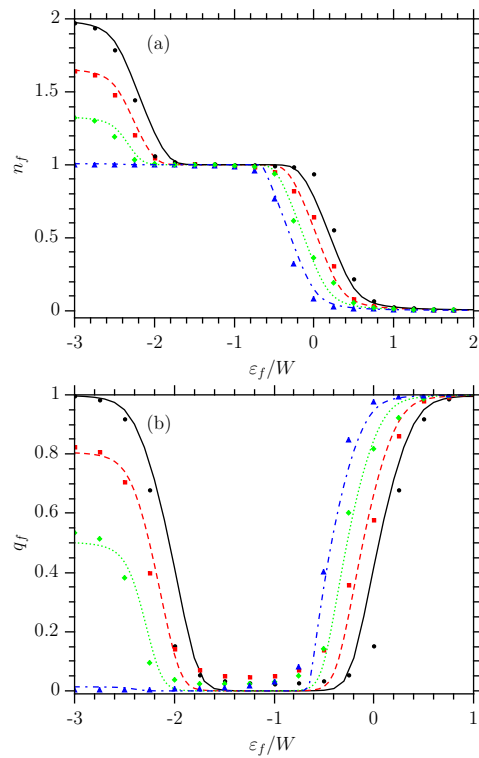


FIG. 10: (Color online) (a) The f -level occupancy vs. ε_f at $U_f/W = 2$ for different fillings. The hybridization is $V/W = 0.1$ in all cases. The curves are obtained by the Gutzwiller method, while the symbols are the results of exact diagonalization. The number of electrons per site is $n = 2$ (black continuous line, \bullet), $5/3$ (red dashed line, \blacksquare), $4/3$ (green dotted line, \blacklozenge), 1 (blue dashed line with one dot, \blacktriangle), respectively. (b) The f -level kinetic energy renormalization factor. The notation is the same as in panel (a).

III. THE ROLE OF INTERACTION BETWEEN CONDUCTION ELECTRONS

A. Variational calculation

As a next step, we consider what happens when the interaction between conduction electrons is switched on. For the sake of simplicity a local, on-site interaction is assumed and the Hamiltonian takes the form

$$\mathcal{H} = \mathcal{H}_{\text{PAM}} + U_d \sum_j \hat{n}_{j\uparrow}^d \hat{n}_{j\downarrow}^d, \quad (16)$$

where \mathcal{H}_{PAM} is the PAM Hamiltonian defined in Eq. (1) and U_d is the strength of the Coulomb interaction between conduction electrons. This model is also known as the periodic Anderson-Hubbard model. At half filling the symmetric model corresponds to $\varepsilon_f = -U_f/2 + U_d/2$, where $n_f = n_d = 1$.

The variational calculation can be performed by a simple generalization of the procedure used for $U_f \rightarrow \infty$.³⁶

The trial wave function is chosen in the form

$$|\Psi\rangle = \hat{P}_G^f \hat{P}_G^d \prod_{\mathbf{k}} \prod_{\sigma} \left[u_{\mathbf{k}} \hat{f}_{\mathbf{k}\sigma}^{\dagger} + v_{\mathbf{k}} \hat{d}_{\mathbf{k}\sigma}^{\dagger} \right] |0\rangle, \quad (17)$$

where \hat{P}_G^f contains the variational parameter η_f , and an extra Gutzwiller projector has been introduced for d -electrons, which is written as

$$\hat{P}_G^d = \prod_j [1 - (1 - \eta_d) \hat{n}_{j\uparrow}^d \hat{n}_{j\downarrow}^d]. \quad (18)$$

The variational parameter η_d depends on U_d . Performing the optimization with respect to the mixing amplitudes we get

$$\mathcal{E} = \frac{1}{N} \sum_{\mathbf{k} \in \text{FS}} \left[q_d \varepsilon_d(\mathbf{k}) + \tilde{\varepsilon}_f - \sqrt{[q_d \varepsilon_d(\mathbf{k}) - \tilde{\varepsilon}_f]^2 + 4\tilde{V}^2} \right] + (\varepsilon_f - \tilde{\varepsilon}_f) n_f + U_d \nu_d + U_f \nu_f \quad (19)$$

for the ground-state energy density, where ν_d is the density of doubly occupied d -sites, and q_d denotes the kinetic energy renormalization factor of d -electrons given by

$$q_d = \frac{1}{(1 - \frac{n_d}{2}) \frac{n_d}{2}} \left[\sqrt{\left(\frac{n_d}{2} - \nu_d\right) \nu_d} + \sqrt{\left(\frac{n_d}{2} - \nu_d\right) (1 - n_d + \nu_d)} \right]^2, \quad (20)$$

which is formally identical to that found in the Hubbard model.³ The renormalized hybridization amplitude is now $\tilde{V} = V \sqrt{q_d q_f}$; the other notations are the same as in the previous section, and the self-consistency condition [see Eq. (6)] is now given by

$$n_f = \frac{1}{N} \sum_{\mathbf{k} \in \text{FS}} \left[1 + \frac{q_d \varepsilon_d(\mathbf{k}) - \tilde{\varepsilon}_f}{\sqrt{[q_d \varepsilon_d(\mathbf{k}) - \tilde{\varepsilon}_f]^2 + 4\tilde{V}^2}} \right]. \quad (21)$$

The summation over \mathbf{k} and the numerical optimization of the energy density with respect to n_f , ν_f , and ν_d are carried out in the same way as in the previous section. The equations determining n_f , ν_f and ν_d are now

$$\tilde{\varepsilon}_f = \frac{\partial \mathcal{E}}{\partial q_d} \cdot \frac{\partial q_d}{\partial n_f} + \frac{\partial \mathcal{E}}{\partial q_f} \cdot \frac{\partial q_f}{\partial n_f} + \frac{\partial \mathcal{E}}{\partial \tilde{\varepsilon}_f} \cdot \frac{\partial \tilde{\varepsilon}_f}{\partial n_f}, \quad (22)$$

$$-U_f = \frac{\partial \mathcal{E}}{\partial q_f} \cdot \frac{\partial q_f}{\partial \nu_f} + \frac{\partial \mathcal{E}}{\partial \tilde{\varepsilon}_f} \cdot \frac{\partial \tilde{\varepsilon}_f}{\partial \nu_f}, \quad (23)$$

$$-U_d = \frac{\partial \mathcal{E}}{\partial q_d} \cdot \frac{\partial q_d}{\partial \nu_d} + \frac{\partial \mathcal{E}}{\partial \tilde{\varepsilon}_f} \cdot \frac{\partial \tilde{\varepsilon}_f}{\partial \nu_d}. \quad (24)$$

First we derive analytic results from these equations in the weak hybridization limit up to $O((V/W)^2)$ for arbitrary U_f at special fillings: for $n_f = 1$ and n_d arbitrary; for $n_d = 1$ and n_f arbitrary; and finally for $n_f = n_d = 1$. Similar results were obtained in Ref. [36], but only for $U_f \rightarrow \infty$.

We know that the interaction between conduction electrons suppresses charge fluctuations in the Hubbard subsystem. This influences the Kondo physics in the following ways:

(i) U_d shifts the Fermi energy of the conduction band. For $n_f = 1$ and $n_d < 1$ we get

$$E_F(n_d, U_d) \approx \left(\frac{n_d}{2} - \frac{1}{2}\right) q_d W + W \left[-\frac{1}{4} + \left(\frac{n_d}{2} - \frac{1}{2}\right)^2 - 2 \left(\frac{V}{W}\right)^2 \frac{q_f}{q_d} \right] \frac{\partial q_d}{\partial n_d}. \quad (25)$$

The third term in the square brackets is the contribution of d - f hybridization. Without it we recover the equation determining the Fermi energy of the Hubbard model for filling n_d . Note that the values of ν_f and ν_d in q_f and q_d , respectively, should be taken from the solution of Eqs. (23) and (24). Equation (25) has no simple closed form solution for arbitrary U_d except for the half-filled case, where $E_F(n_d = 1, U_d) = U_d/2$. At other fillings we can expand $E_F(n_d, U_d)$ in the weak- or strong-coupling limit ($U_d \ll W$ or $U_d \gg W$) as

$$E_F(n_d, U_d) \approx E_F(n_d, 0) + \frac{n_d}{2} U_d + O(U_d^2/W) \quad (26)$$

or

$$E_F(n_d, U_d) \approx E_F(n_d, 0) + \frac{n_d}{2} W + O(W^2/U_d), \quad (27)$$

respectively. The shift of the Fermi energy is at most $W/6$ for $n = 4/3$ (i.e., $n_d = 1/3$), which is much smaller than the shift in the half-filled case.

(ii) Switching on U_d reduces the Kondo energy.³⁶ When $n_f = 1$, we can calculate q_f and the total energy density for finite U_d and for arbitrary n_d (assuming $V \ll W$). Instead of Eqs. (11) and (12) we find

$$q_f = \frac{n_d q_d}{4(V/W)^2} \exp\left(-\frac{U_f}{16V^2/W}\right), \quad (28)$$

and

$$\mathcal{E} = \varepsilon_f + E_d(n_d, U_d) - n_d q_d \frac{W}{2} \exp\left\{-\frac{U_f}{16V^2/W}\right\}, \quad (29)$$

where the second term of the right hand side is the energy of the decoupled correlated conduction band. Compared with Eqs. (11) and (13), q_f and the exponential Kondo scale are reduced by q_d , which is rather small when $n_d \approx 1$ (see below). For n slightly less than the half-filled case this mechanism yields a significant mass enhancement. We get $q_d \sim 1/5$ for $n = 1.95$ and $U_d = 2.4W$, which means that the effective mass is five times bigger for these parameters than without U_d .

(iii) The most interesting effect of U_d is the Mott transition which occurs in the Hubbard model at half filling ($n_d = 1$). In the Gutzwiller-type treatment of U_d it is known as the Brinkman-Rice transition. It occurs when q_d becomes zero for a finite U_d . A similar transition may

take place in the half-filled periodic Anderson-Hubbard model. In this model, however, even if $n = 2$, the Kondo physics may compete with Mott physics, n_d and n_f depend on U_d , U_f , V , and ε_f owing to the d - f hybridization, and the conditions for the Mott transition may not be so simple as in the Hubbard model. In what follows we first show in the framework of the Gutzwiller treatment that the necessary conditions for the Mott transition is that both the f - and d -electron subsystem be half filled, i.e., $n_d = 1$ and $n_f = 1$ be fulfilled simultaneously, and moreover the system be in the Kondo regime.

We see from Eq. (20) that q_d is zero only when $n_d = 1$ and $\nu_d = 0$. Similarly it follows from Eq. (5) that q_f vanishes only if $n_f = 1$ and $\nu_f = 0$. When $n_d = 1$, the renormalization factor q_d is simply $8\nu_d(1 - 2\nu_d)$, and Eq. (24) gives

$$\frac{U_d}{W} - \left[\frac{1}{4} + 2 \left(\frac{V}{W} \right)^2 \frac{q_f}{q_d} \right] 8(1 - 4\nu_d) = 0 \quad (30)$$

for $V \ll W$ and n_f arbitrary. The second term in the square brackets is the contribution of d - f hybridization. Without it we recover the equation determining the optimum ν_d of the half-filled Hubbard model.

It follows from this equation that ν_d goes to zero as U_d approaches a finite critical value only if q_f also approaches zero, and q_f is of the same order as q_d . This situation can be realized only if $n_d = 1$ and $n_f = 1$ are simultaneously fulfilled, and moreover q_f is given by Eq. (28), i.e., the system is in the Kondo regime.

When $n_d = 1$ and $n_f = 1$ are simultaneously satisfied, and the system is in the Kondo regime, the term in (30) due to d - f hybridization is independent of ν_d and is equal to E_K/W [see Eqs. (13), (28), and (29)]. Equation (30) is easily solved to give

$$\nu_d = \frac{1}{4} - \frac{U_d}{8(W + 4E_K)}, \quad (31)$$

which shows that ν_d decreases linearly as U_d increases and reaches zero at $U_d^c = 2(W + 4E_K)$. At this value of U_d , which – owing to the coupling between the d - and f -electron subsystems – is slightly larger than the critical value in the Hubbard model ($U_d^c = 2W$), the conduction band undergoes a Brinkman-Rice transition. Note that the exponentially small correction has been neglected in Ref. [36]. Since $\nu_d = \nu_f = 0$ at this transition, all polarity fluctuations are suppressed, the effective d - f hybridization ($\tilde{V} = V\sqrt{q_d q_f}$) as well as the Kondo energy scale become zero, that is, the Kondo effect is completely quenched. The system transforms from a Kondo insulator into a Mott insulator.

Analytically we can claim only that the condition $n_d = n_f = 1$ is realized in the symmetric point of the half-filled model, where $\varepsilon_f = -U_f/2 + U_d/2$. Indeed, when U_d is smaller than U_d^c and is not very close to it, it is found numerically that $n_d = n_f = 1$ is realized only at the symmetric point, and thus one could expect that a Brinkman-Rice transition occurs only in the half-filled

symmetric periodic Anderson-Hubbard model, and that the system becomes a Mott insulator for $U_d > U_d^c$ only if $\varepsilon_f = -U_f/2 + U_d/2$.

Contrary to this expectation we have found numerically that when U_d is slightly smaller than the critical value, $n_f = n_d = 1$ holds not only at the symmetric point, but – within the limits of the numerical accuracy of our calculations, which was about 10^{-6} – in a wide range of ε_f within the $n_f \approx 1$ plateau. In order to find the extent of this range, we display the U_d - and ε_f -dependence of the f -level occupancy and of the renormalization factor q_f for $U_d \leq 2W$ at half filling in Figs. 11 and 12, respectively.

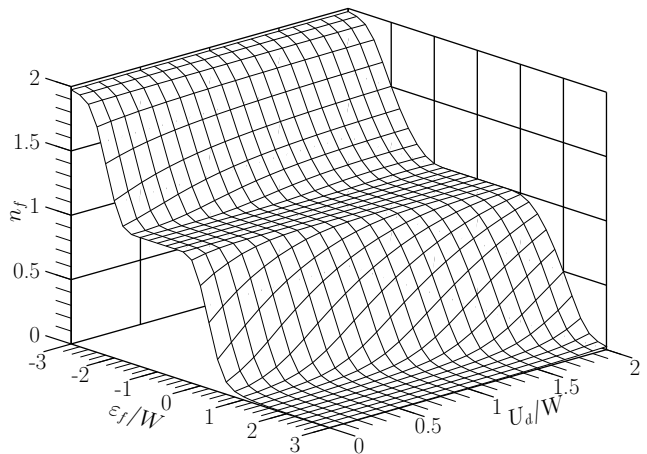


FIG. 11: The f -level occupancy vs. the f -level energy and U_d at half filling for $V/W = 0.1$ and $U_f/W = 2$.

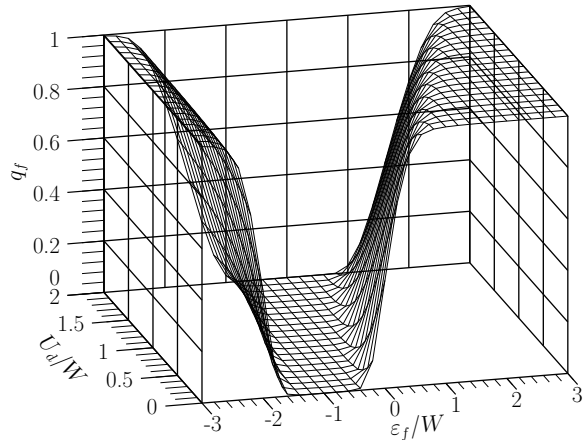


FIG. 12: The kinetic energy renormalization factor for f -electrons vs. ε_f and U_d at half filling for $V/W = 0.1$ and $U_f/W = 2$.

It is clearly seen that the Kondo plateau, where $n_f \approx 1$ and $q_f \approx 0$, shifts towards higher energies owing to the shift of the Fermi energy by $U_d/2$, and the center of the plateau is located indeed at $\varepsilon_f = -U_f/2 + U_d/2$ as expected from Eq. (25). The condition for the Kondo

regime can be written similarly to Eq. (9) as

$$-U_f + E_F(n_d, U_d) + a\Delta_f \lesssim \varepsilon_f \lesssim E_F(n_d, U_d) - a\Delta_f. \quad (32)$$

Note that the center of the plateau is at the center of the noninteracting d -band, when $U_d = U_f$. In other words, the f -level does not need to lie low enough compared to the conduction band to show heavy-fermion behavior.

Another remarkable feature is that the plateau widens as U_d approaches the critical value U_d^c . At $U_d = 2W$, it is situated in the range $-U_f + U_d/2 \lesssim \varepsilon_f \lesssim U_d/2$. That means that the narrowing of the plateau compared to the impurity model given by $a\Delta_f$ in Eq. (9) gets remarkably smaller close to U_d^c . This is probably due to the formation of the Hubbard subbands and the drastic variation of the density of states at the Fermi energy near the transition point.

Numerical calculations give $n_d = n_f = 1$ at U_d^c on the whole Kondo plateau. This indicates that – at least within the Gutzwiller-type treatment of correlations – both n_d and n_f are fixed to exactly unity in the half-filled model as we approach U_d^c and the condition for Kondo behavior is satisfied. The renormalization factors, q_d and q_f vanish simultaneously, the d - f hybridization is completely suppressed, so is the Kondo effect, and a Mott transition takes place. This transition in the conduction electron subsystem is robust, it is the dominant feature of the half-filled model.

Our finding that the Brinkman-Rice transition and the Mott insulating state are not restricted to the symmetric model is corroborated by calculations for $U_d > U_d^c$. The numerical variational calculation yields meaningless negative values for ν_d in the whole interval $-U_f + U_d/2 \lesssim \varepsilon_f \lesssim U_d/2$. Note that for ε_f outside this interval we can carry out the numerical calculations for arbitrary large U_d without any difficulty.

Next we show that the d - f hybridization prevents the Mott transition when $n < 2$ (or for $n > 2$). In this case the term coming from the d - f hybridization in Eq. (30) becomes large, if $q_d \rightarrow 0$, since q_f is always finite for $n_f < 1$, and thus there exists no such solution for ν_d (or q_d), which approaches zero at a finite U_d . Charge fluctuations on the d -orbitals are thus not completely suppressed. A finite ν_d indicates the existence of a Fermi surface, since q_d is identified with the discontinuity at the Fermi wavenumber in the single-particle occupation number.³ This can be understood as follows: even if the correlated conduction band is half filled and U_d is large enough, so that the conduction band is separated into Hubbard subbands and the Fermi level lies within the f -band located in the Hubbard gap, the d -electrons are taking part in the formation of the Fermi surface via d - f hybridization.

The results of the numerical calculations in the 1/3-filled case ($n = 4/3$) are shown for $0 \leq U_d \leq 3W$ in Fig. 13. We observe that one more plateau appears at higher f -level energies, above the bare conduction band, when $U_d \gtrsim 2W$, corresponding to $n_d \approx 1$. Its formation indicates that two separate Hubbard subbands are formed

above this critical value of U_d . The plateau appears when ε_f is located between the two subbands, i.e., in the Hubbard gap. The Fermi level is located in the f -band in this situation. The center of the plateau is approximately at $U_d/2$, which indicates that the upper and lower subbands are centered at 0 and U_d , respectively, i.e., the location of the subbands is the same as in the Hubbard model.

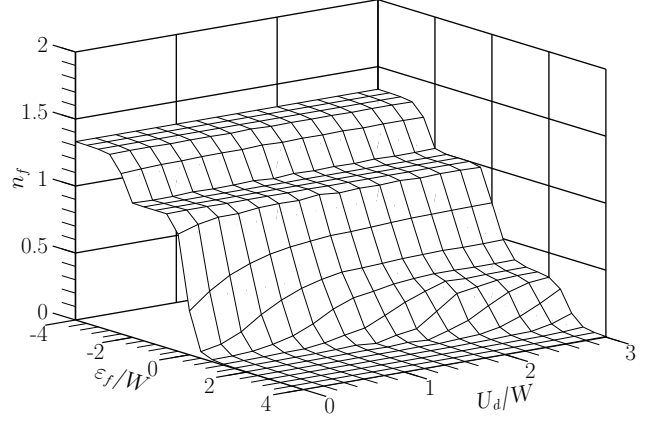


FIG. 13: The f -level occupancy vs. f -level energy and U_d at 1/3 filling ($n = 4/3$), for $V/W = 0.1$ and $U_f/W = 2$.

We observe furthermore that the $n_f \approx 1$ plateau hardly shifts as U_d increases. Since according to Eq. (27) the Fermi energy only weakly depends on U_d away from half filling, we find again the condition given in (32) for the Kondo regime.

It is worth mentioning here what happens when the system is more than half filled. The answer can be obtained without any further calculation from electron-hole symmetry. A model with n electrons can be mapped onto a model with n holes ($4 - n$ electrons) by the transformation:

$$\begin{aligned} \hat{d}_{j\sigma}^\dagger &\rightarrow e^{i\varphi_j} \hat{d}_{hj\bar{\sigma}}, & \hat{d}_{j\sigma} &\rightarrow e^{-i\varphi_j} \hat{d}_{hj\bar{\sigma}}^\dagger, \\ \hat{f}_{j\sigma}^\dagger &\rightarrow -e^{i\varphi_j} \hat{f}_{hj\bar{\sigma}}, & \hat{f}_{j\sigma} &\rightarrow -e^{-i\varphi_j} \hat{f}_{hj\bar{\sigma}}^\dagger, \end{aligned} \quad (33)$$

where the index (h) refers to holes, and $\bar{\sigma} = -\sigma$. If the kinetic energy of conduction electrons is written in Wannier representation,

$$\sum_{\mathbf{k}, \sigma} \varepsilon_d(\mathbf{k}) \hat{d}_{\mathbf{k}\sigma}^\dagger \hat{d}_{\mathbf{k}\sigma} = \sum_{ij\sigma} t_{ij} \hat{d}_{i\sigma}^\dagger \hat{d}_{j\sigma}, \quad (34)$$

and the phase factor is chosen in the form $\varphi_j = \mathbf{Q} \cdot \mathbf{r}_j$, it is easily seen that the kinetic energy term is transformed into

$$\sum_{\mathbf{k}, \sigma} \varepsilon_{hd}(\mathbf{k}) \hat{d}_{\mathbf{k}\sigma}^\dagger \hat{d}_{\mathbf{k}\sigma}, \quad (35)$$

where

$$\varepsilon_{hd}(\mathbf{k}) = -\varepsilon_d(\mathbf{k} + \mathbf{Q}). \quad (36)$$

Assuming that $t_{ii} = 0$, the center of the band sets the zero of energy. The term describing hybridization is invariant under this transformation, while the on-site energy of f -levels and the on-site interaction terms give rise to energy shifts. Therefore the Hamiltonian written in terms of the creation and annihilation operators of holes has the same form as for electrons with shifted energies for the d - and f -electrons, and an overall energy shift:

$$\begin{aligned} \mathcal{H}_e(\varepsilon_d(\mathbf{k}), \varepsilon_f, V, U_d, U_d) &\longrightarrow \\ \mathcal{H}_h(\varepsilon_{hd}(\mathbf{k}) - U_d, \varepsilon_{hf}, V, U_d, U_f) + E_0, \end{aligned} \quad (37)$$

where $\varepsilon_{hf} = -\varepsilon_f - U_f$ and $E_0 = (2\varepsilon_f + U_f + U_d)N$. If the energy levels are measured from $-U_d$ the Hamiltonian in hole representation becomes

$$\mathcal{H}_h(\varepsilon_{hd}(\mathbf{k}), \bar{\varepsilon}_{hf}, V, U_d, U_f) + \bar{E}_0, \quad (38)$$

with $\bar{\varepsilon}_{hf} = -\varepsilon_f - U_f + U_d$ and

$$\bar{E}_0 = -(2\varepsilon_d + U_d)N_h + (2\varepsilon_f + U_f + 2\varepsilon_d + U_d)N, \quad (39)$$

where N_h is the total number of holes. Provided that $\varepsilon_{hd}(\mathbf{k}) \equiv -\varepsilon_d(\mathbf{k} + \mathbf{Q}) = \varepsilon_d(\mathbf{k})$ for a certain \mathbf{Q} , as is the case for the one-dimensional model with nearest-neighbor hopping, or when a constant density of states is assumed, then the dispersion curve of d -holes is the same as for d -electrons and the results obtained in the electron representation can be applied to holes when the energy shifts are taken into account.

Using this transformation, the results for $n > 2$ can be obtained straightforwardly from those for $n_h = 4 - n < 2$. We can get, for example, the Fermi energy of the correlated conduction band for $n_d = n - 1 > 1$ ($n_f = 1$) from that for $n_{hd} = 2 - n_d < 1$ [see Eq. (25)] by first shifting the origin of the energy by $-U_d$, and then reversing the energy axis. We get

$$E_F(n_d, U_d) = -[E_F(n_{hd}, U_d) - U_d], \quad (40)$$

from which for $n_d > 1$

$$E_F(n_d, U_d = 0) = -E_F(2 - n_d, U_d = 0). \quad (41)$$

The equation giving the shift of the Fermi energy for $n_d > 1$ is thus

$$E_F(n_d, U_d) \approx E_F(n_d, 0) - \frac{2 - n_d}{2}W + U_d + O(W^2/U_d) \quad (42)$$

instead of Eq. (27). This shows that the shift of the Fermi energy owing to U_d for $n_d > 1$ is larger than that at half-filling.

The condition on ε_f for the Kondo regime is obtained for $n > 2$ as follows: The condition on the f -hole level $\bar{\varepsilon}_{hf}$ for $n_h < 2$ is formally the same as for electrons [see Eq. (32)], since the Hamiltonian has the same form, i.e.,

$$-U_f + E_F(n_{hd}, U_d) + a\Delta_f \lesssim \bar{\varepsilon}_{hf} \lesssim E_F(n_{hd}, U_d) - a\Delta_f. \quad (43)$$

The condition on the f -electron level for the Kondo regime for $n > 2$ is simply obtained by rewriting this condition for the original ε_f using $\bar{\varepsilon}_{hf} = -\varepsilon_f - U_f + U_d$. We get

$$\begin{aligned} -U_f + U_d - E_F(n_{hd}, U_d) + a\Delta_f &\lesssim \\ \varepsilon_f &\lesssim U_d - E_F(n_{hd}, U_d) - a\Delta_f. \end{aligned} \quad (44)$$

Since according to Eq. (40) $U_d - E_F(n_{hd}, U_d)$ ($n_{hd} < 1$) is the Fermi energy of the interacting conduction band, $E_F(n_d, U_d)$, for $n_d = 2 - n_{hd} > 1$, the condition takes the same form given in Eq. (32) for all fillings. For $n > 2$, the shift of the $n_f \approx 1$ plateau is thus even larger than in the half-filled case, it may appear above the bare conduction band.

B. Comparison with the results by exact diagonalization

Now, we compare the results of exact diagonalization with those obtained by variational calculation. Note that we will discuss only the case $n > 1$, i.e., more than six electrons on a six-site chain. The quarter-filled case is not interesting from the point of view of Kondo physics, because the conduction band is exhausted when $n_f = 1$.

The values of n_f obtained by both methods are shown for several fillings at $U_f = U_d = 2W$ in Fig. 14(a). The overall agreement between the results of the two methods demonstrated earlier remains good for finite U_d . It is remarkable that the agreement is even better than for $U_d = 0$.

The shift of the $n_f \approx 1$ plateau due to U_d is observed in both methods, showing that the shift of the plateau is not an artefact of the Gutzwiller approximation, and may be observable in some materials, where the conduction electrons are strongly correlated, i.e., they may exhibit heavy-fermion behavior despite the fact that the bare f -level does not lie below the conduction band.

The formation of two separate plateaus corresponding to $n_f \approx 1$ and $n_d \approx 1$ is also observed in both methods. The formation of the Hubbard subbands owing to U_d in the conduction-electron subsystem is thus confirmed by exact diagonalization, too. We carried out the comparison also at $U_f = U_d = 5W$ for $n = 5/3$, and found that the agreement between the two methods is almost perfect for n_f .

Figure 15 shows the kinetic energy renormalization factor of conduction electrons (q_d) for three different fillings. The agreement between the two methods are fairly good in panel (a), while a marked difference is seen in panel (b), i.e., at half filling. At this point we should note that the two methods are complementary. The Gutzwiller method is exact for large dimensions, while the exact diagonalization was performed on chains. We argue that the difference between the results obtained by the two methods at half filling is due to the unusual behavior of the one-dimensional half-filled Hubbard model.

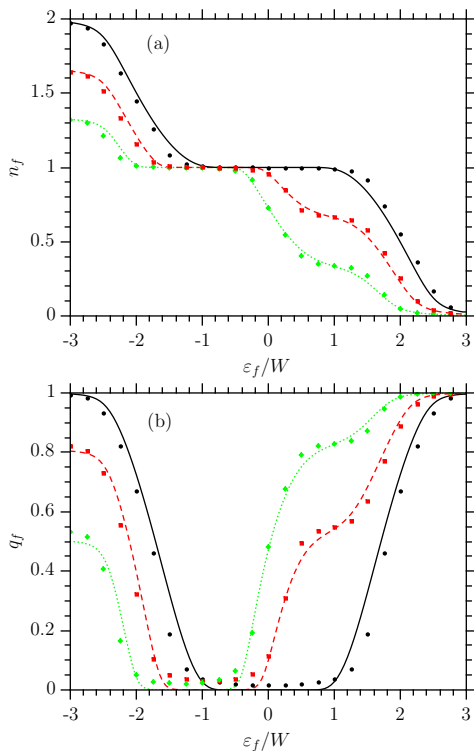


FIG. 14: (Color online) (a) The f -level occupancy vs. ε_f at $U_f/W = U_d/W = 2$ and $V/W = 0.1$. The curves are obtained using the Gutzwiller method, while the symbols are the results of exact diagonalization. The electron number per site is 2 (half filling) (black continuous line, \bullet), $5/3$ (red dashed line, \blacksquare), and $4/3$ (green dotted line, \blacklozenge), respectively. (b) The renormalization factor q_f . The notation is the same as in panel (a).

The one-dimensional Hubbard model can be solved exactly by Bethe ansatz.⁴⁵ At half filling its ground state is conducting only for $U_d = 0$ and insulating for any nonzero U_d . On the other hand, in higher dimensions the half-filled Hubbard model is expected to remain metallic until a finite critical U_d^c , where the Mott transition takes place. Therefore, when we compare the results obtained by the Gutzwiller method and by exact diagonalization of the Hamiltonian of a chain displayed in Fig. 15(b) and interpret the difference, we have to keep in mind the fundamental difference between the physics of one- and higher dimensional half-filled Hubbard models.

The Gutzwiller method gives not only a vanishing valence fluctuation on f -orbitals, $\nu_f = 0$, and consequently $q_f = 0$ at $U_d = 2W + 8E_K$, but the same is true for the conduction-electron subsystem: also ν_d and q_d vanish at the Brinkman-Rice transition. On the other hand, exact diagonalization gives a finite q_d in agreement with the known behavior of the one-dimensional half-filled Hubbard model, where ν_d is finite for arbitrary U_d .⁴⁶ We believe that the disagreement between the predictions of the Gutzwiller method and of exact diagonalization seen in Fig. 15(b) is thus the consequence of the different behavior of the one-dimensional and higher dimensional

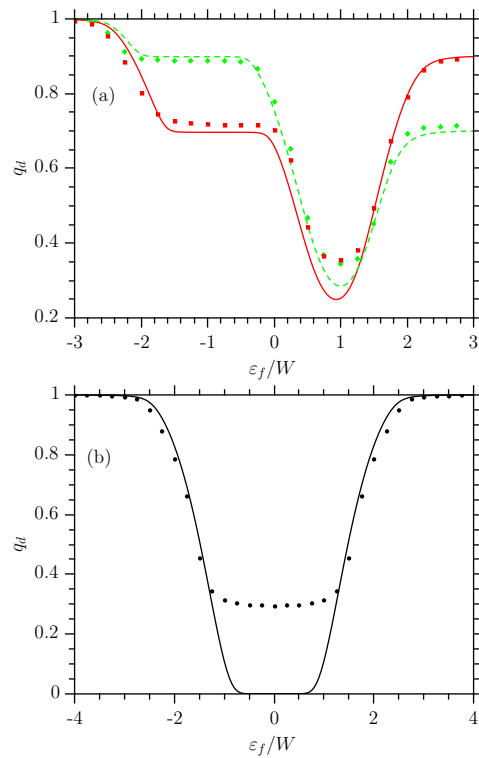


FIG. 15: (Color online) The kinetic energy renormalization factors of the conduction electrons vs. ε_f at $U_f/W = U_d/W = 2$. The curves are obtained by the Gutzwiller method, the symbols show the values calculated with exact diagonalization using Eq. (20). (a) The results for $n = 5/3$ (the red dashed line, \blacksquare) and $n=4/3$ (the green dotted line, \blacklozenge). The hybridization is $V/W = 0.1$ in all cases. (b) The results for half filling, $n = 2$ (the black continuous line, \bullet).

periodic Anderson-Hubbard models.

IV. CONCLUSIONS

In this paper we considered an extended periodic Anderson model, the so-called periodic Anderson-Hubbard model with on-site Coulomb repulsion in the conduction-electron subsystem. Our main aim was to investigate how the additional repulsive interaction between conduction electrons influences the Kondo regime, and how the Kondo physics and Mott physics compete. For this study we calculated the average number of f - and d -electrons per site, n_f and n_d , and the probability of double occupancy in both subsystems, ν_f and ν_d , using the Gutzwiller variational method. In order to check the reliability of this method, we also performed exact diagonalization on relatively short chains. Since to our best knowledge no such comparison was presented even for the original periodic Anderson model, we also present results for the original periodic Anderson model.

A rather good agreement was found between the results of the two methods in the original model as far as

the location of the Kondo and valence-fluctuation regimes are concerned. A subtle difference was, however, found near the boundary of the Kondo plateau. Namely, while the results of the Gutzwiller method exhibit an exponential dependence of the double occupancy on the characteristic combination of the couplings, V^2/U_f , those of exact diagonalization show a power-law behavior. This will be the subject of subsequent studies.

The situation is somewhat different for the extended model. Both methods indicate that when the on-site Coulomb repulsion between conduction electrons (U_d) is switched on, in the half-filled case the heavy-fermion regime shifts towards higher energies of the bare f -level by $U_d/2$ in accordance with the shift of the Fermi energy owing to U_d . A marked difference appears, however, between the results provided by the two methods, when U_d is of the order of $2W$. The Gutzwiller method indicates that both n_d and n_f are fixed to unity for a wide range of the f -level energies in the half-filled model at a critical value of U_d , and a robust Brinkman-Rice transition takes place to a Mott insulator. Although the Kondo effect is enhanced, when the Anderson-Hubbard system approaches the critical point, this effect is completely suppressed right at the transition, and all charge fluctuations are suppressed. Even though the exact diagonalization on chains does not reproduce this result, we believe that the Gutzwiller method describes correctly the scenario

in higher dimensional systems, and the different behavior found for linear chains is simply a consequence of the anomalies of low-dimensional systems.

When the electron system is less than half filled, the Mott transition is suppressed by the d - f hybridization, and besides the Kondo plateau ($n_f \approx 1$) another plateau appears at $n_d \approx 1$, provided that $U_d \gtrsim 2W$, i.e., when the conduction band is split into a lower and upper Hubbard band. The results provided by the two methods are in surprisingly good agreement in this case, in particular when correlations are strong. The shift of the heavy-fermion regime towards higher bare f -level energies owing to U_d is small compared to that in the half-filled case, because the shift of the Fermi energy due to U_d is at most $n_d W/2$ for $n_d < 1$. On the other hand, when the electron system is more than half filled, the shift of the Kondo regime with U_d is much larger, since the shift of the Fermi energy is also larger than that in the half-filled case.

Acknowledgments

This work was supported in part by the Hungarian Research Fund (OTKA) through Grant No. T 68340. We acknowledge F. Woynarovich for fruitful discussions.

-
- ¹ For reviews on this topic see, for example, P. Fulde, J. Keller, and G. Zwicknagl, in *Solid State Physics: Advances in Research and Applications*, edited by H. Ehrenreich and D. Turnbull (Academic Press, San Diego, 1988), Vol. 41, pp. 1-150; P. Fazekas, *Lecture Notes on Electron Correlation and Magnetism* (World Scientific, Singapore 1999); A. C. Hewson, *The Kondo Problem to Heavy Fermions* (Cambridge University Press, Cambridge, 1993); H. Tsunetsugu, M. Sigrist, and K. Ueda, *Rev. Mod. Phys.* **69**, 809 (1997).
- ² K. Ueda, H. Tsunetsugu, and M. Sigrist, *Phys. Rev. Lett.* **68**, 1030 (1992); G. S. Tian, *Phys. Rev. B* **50**, 6246 (1994), *ibid.* **58**, 7612 (1998), *ibid.* **63**, 224413 (2001); C. Noce and M. Cuoco, *Phys. Rev. B* **54**, 11951 (1996); Zs. Gulácsi and D. Vollhardt, *Phys. Rev. Lett.* **91**, 186401 (2003).
- ³ M. C. Gutzwiller, *Phys. Rev. Lett.* **10**, 159 (1963), *Phys. Rev.* **134**, A923 (1964), *Phys. Rev.* **137**, A1726 (1965); W. F. Brinkman and T. M. Rice, *Phys. Rev. B* **2**, 4302 (1970); see also D. Vollhardt, *Rev. Mod. Phys.* **56**, 99 (1984).
- ⁴ T. M. Rice and K. Ueda, *Phys. Rev. Lett.* **55**, 995 (1985), *Phys. Rev. B* **34**, 6420 (1986).
- ⁵ B. H. Brandow, *Phys. Rev. B* **33**, 215 (1986).
- ⁶ C.M. Varma, W. Weber, and L. J. Randall, *Phys. Rev. B* **33**, 1015 (1986).
- ⁷ H. Shiba, *J. Phys. Soc. Japan* **55**, 2765 (1986).
- ⁸ A. Oguchi, *Prog. Theor. Phys.* **77**, 278 (1987).
- ⁹ P. Fazekas and B. H. Brandow, *Phys. Scr.* **36**, 809 (1987).
- ¹⁰ S. Lamba and S. K. Joshi, *Phys. Rev. B* **50**, 8842 (1994).
- ¹¹ W. Metzner and D. Vollhardt, *Phys. Rev. Lett.* **59**, 121 (1987).
- ¹² W. Metzner and D. Vollhardt, *Phys. Rev. Lett.* **62**, 324 (1989).
- ¹³ F. Gebhard, *Phys. Rev. B* **44**, 992 (1991).
- ¹⁴ G. Kotliar and A. E. Ruckenstein, *Phys. Rev. Lett.* **57**, 1362 (1986).
- ¹⁵ B. Möller and P. Wölfle, *Phys. Rev. B* **48**, 10320 (1993).
- ¹⁶ A. Georges, G. Kotliar, W. Krauth, and M.J. Rosenberg, *Rev. Mod. Phys.* **68**, 13 (1996).
- ¹⁷ F. J. Ohkawa, *Phys. Rev. B* **46**, 9016 (1992).
- ¹⁸ M. Jarrell, H. Akhlaghpour, and T. Pruschke, *Phys. Rev. Lett.* **70**, 1670 (1993).
- ¹⁹ M. Jarrell, *Phys. Rev. B* **51**, 7429 (1995).
- ²⁰ T. Saso and M. Itoh, *Phys. Rev. B* **53**, 6877 (1996).
- ²¹ A. Hübsch and K. W. Becker, *Phys. Rev. B* **71**, 155116 (2005).
- ²² M. Guerrero and R. M. Noack, *Phys. Rev. B* **63**, 144423 (2001).
- ²³ Y. Onishi and K. Miyake, *J. Phys. Soc. Japan* **69**, 3955 (2000), K. Miyake, *J. Phys.: Condens. Matter* **19**, 125201 (2007).
- ²⁴ J.-P. Rueff *et al.*, *Phys. Rev. Lett.* **106**, 186405 (2011).
- ²⁵ S. Lamba, R. Kishore, and S. K. Joshi, *Phys. Rev. B* **57**, 5961 (1998).
- ²⁶ Y. Saiga, T. Sugibayashi, and D. S. Hirashima, *J. Phys. Soc. Japan* **77**, 114710 (2008).
- ²⁷ I. Hagymási, K. Itai, J. Sólyom, to be published in *Acta Phys. Pol. A*, arXiv:1106.4886 (unpublished).
- ²⁸ A. Furusaki and N. Nagaosa, *Phys. Rev. Lett.* **72**, 892 (1994).
- ²⁹ Y. M. Li, *Phys. Rev. B* **52**, 6979(R) (1995).
- ³⁰ P. Fröjdh and H. Johannesson, *Phys. Rev. B* **53**, 3211

- (1996).
- ³¹ T. Schork and P. Fulde, Phys. Rev. B **50**, 1345 (1994).
- ³² G. Khaliullin and P. Fulde, Phys. Rev. B **52**, 9514 (1995).
- ³³ J. Igarashi, T. Tonegawa, M. Kaburagi, and P. Fulde, Phys. Rev. B **51**, 5814 (1995).
- ³⁴ J. Igarashi, K. Murayama, and P. Fulde, Phys. Rev. B **52**, 15966 (1995).
- ³⁵ T. Schork, Phys. Rev. B **53**, 5626 (1996).
- ³⁶ K. Itai and P. Fazekas, Phys. Rev. B **54**, 752(R) (1996).
- ³⁷ T. Schork and S. Blawid, Phys. Rev. B **56**, 6559 (1997).
- ³⁸ A. Koga, N. Kawakami, R. Peters, and T. Pruschke, Phys. Rev. B **77**, 045120 (2008).
- ³⁹ T. Yoshida, T. Ohashi, and N. Kawakami, J. Phys. Soc. Japan **80**, 064710 (2011).
- ⁴⁰ P. Fulde, V. Zevin, and G. Zwicknagl, Z. Phys. B **92**, 133 (1993).
- ⁴¹ T. Brugger, T. Schreiner, G. Roth, P. Adelman, and G. Czjzek, Phys. Rev. Lett. **71**, 2481 (1993).
- ⁴² P. Sinjukow and W. Nolting, Phys. Rev. B **65**, 212303 (2002).
- ⁴³ D. P. Chen and J. Callaway, Phys. Rev. B **38**, 11869 (1988).
- ⁴⁴ J. Callaway, D. P. Chen, D.G. Kanhere, and P. K. Misra, Phys. Rev. B **38**, 2583 (1988).
- ⁴⁵ E. H. Lieb and F. Y. Wu, Phys. Rev. Lett. **20**, 1445 (1968).
- ⁴⁶ F. Woynarovich, J. Phys. C: Solid State Phys. **16**, 6593 (1983).