

# On the Question of Coincidence Between Energy Gaps and Kohn Anomalies

S. Johnston<sup>1,2</sup>, A. P. Sorini<sup>2</sup>, B. Moritz<sup>2,3</sup>, T. P. Devereaux<sup>2,4</sup>, and D. J. Scalapino<sup>5</sup>

<sup>1</sup>*IFW Dresden, P.O. Box 27 01 16, D-01171 Dresden, Germany*

<sup>2</sup>*Stanford Institute for Materials and Energy Science,*

*SLAC National Accelerator Laboratory and Stanford University, Stanford, CA 94305, USA*

<sup>3</sup>*Department of Physics and Astrophysics, University of North Dakota, Grand Forks, ND 58202, USA*

<sup>4</sup>*Geballe Laboratory for Advanced Materials, Stanford University, Stanford, CA 94305, USA and*

<sup>5</sup>*Department of Physics, University of California, Santa Barbara, CA 93106-9530 USA*

(Dated: November 12, 2021)

Recently, neutron scattering spin echo measurements have provided high resolution data on the temperature dependence of the linewidth  $\Gamma(\mathbf{q}, T)$  of acoustic phonons in conventional superconductors Pb and Nb.<sup>1</sup> At low temperatures the merging of the  $2\Delta(T)$  structure in the linewidth with a peak associated with a low lying  $\hbar\omega_{\mathbf{qKA}}$  Kohn anomaly suggested a coincidence between  $2\Delta(0)$  and  $\hbar\omega_{\mathbf{qKA}}$  in Pb and Nb. Here we carry out a standard BCS calculation of the phonon linewidth to examine its temperature evolution and explore how close  $2\Delta(0)/\hbar\omega_{\mathbf{qKA}}$  must be to unity in order to be consistent with the neutron data.

PACS numbers:

## I. INTRODUCTION

Using resonant spin echo neutron scattering techniques, Aynajian *et al.*<sup>1</sup> have recently measured the linewidth of transverse acoustic phonons in high purity single crystals of Pb and Nb. At low temperatures, which are however above the superconducting transition temperature  $T_c$ , a plot of the phonon linewidth  $\Gamma(\mathbf{q}, T)$  as a function of the phonon wavevector  $\mathbf{q}$  exhibits peaks which arise from Kohn anomalies.<sup>2</sup> When the temperature decreases below  $T_c$  and the superconducting gap opens, one sees an expected decrease in the linewidth  $\Gamma(\mathbf{q}, T)$  for phonons having energy  $\hbar\omega_{\mathbf{q}}$  less than twice the superconducting gap  $\Delta(T)$ . As  $\hbar\omega_{\mathbf{q}}$  approaches  $2\Delta(T)$ , there is a rapid increase in  $\Gamma(\mathbf{q}, T)$  associated with the peak in the quasiparticle density of states at the gap edge and the fact that the BCS coherence factor for a phonon to break a Cooper pair and decay into two quasiparticles approaches 1 at threshold.<sup>3</sup> However, as Aynajian *et al.* note, what is surprising is that as  $T$  goes to zero, the feature in  $\Gamma(\mathbf{q}, T)$  that is associated with  $\hbar\omega_{\mathbf{q}} = 2\Delta(T)$  appears to merge with a Kohn anomaly peak. This behavior is seen in both Pb and Nb, posing the question of why should the energy of a transverse acoustic phonon associated with a normal state Kohn anomaly coincide with twice the limit of the low temperature superconducting gap  $2\Delta(0)$ ?

Motivated by this experimental result, we have carried out a standard BCS calculation of the temperature dependence of the transverse acoustic line width and examined what happens if  $2\Delta(0)$  is near the energy associated with a normal state Kohn anomaly in  $\Gamma(\mathbf{q}, T)$ . In particular, we are interested in the evolution of  $\Gamma(\mathbf{q}, T)$  as the temperature is lowered and  $2\Delta(T)$  approaches the energy of the Kohn anomaly  $\hbar\omega_{\mathbf{qKA}}$ . How close to  $\hbar\omega_{\mathbf{qKA}}$  does the low temperature limit of  $2\Delta(T)$  need to be for it to appear that the  $2\Delta(0)$  structure in  $\Gamma(\mathbf{q}, T)$  merges with the Kohn anomaly structure as  $T$  goes to zero?

## II. FORMALISM

We begin by first examining the matrix elements for the electron coupling to the transverse acoustic modes. In clean materials, the coupling of the electrons to the low frequency transverse phonons occurs through Umklapp scattering processes. As one knows, this is because the polarization  $\hat{\epsilon}_\lambda(\mathbf{q})$  of a transverse phonon is orthogonal to  $\mathbf{q}$ . In Fig. 1a,b we show Fermi surface sections for Pb and Nb, respectively, obtained from Density Functional Theory (DFT) calculations (ABINIT).<sup>4</sup> In the top figure for Pb, an Umklapp scattering process is shown in which an electron is scattered from  $\mathbf{k}$  to  $\mathbf{k}' = \mathbf{k} + \mathbf{K}_n + \mathbf{q}$  with  $\mathbf{q}$  the wavevector of the transverse phonon and  $\mathbf{K}_n$  a reciprocal lattice vector. In this case, the phonon wavevector  $\mathbf{qKA}$  that is shown connects two parts of the Fermi surface that have parallel tangents leading to a Kohn anomaly in the scattering rate and the phonon linewidth. A similar process for Nb is illustrated in the lower part of Fig. 1.

In the following calculations, we use an electron-phonon vertex  $g_\lambda(\mathbf{k}, \mathbf{k}')$

$$g_\lambda(\mathbf{k}, \mathbf{k}') = -i\sqrt{\frac{\hbar}{2MN\omega_\lambda(\mathbf{k} - \mathbf{k}')}}\hat{\epsilon}_\lambda(\mathbf{k} - \mathbf{k}') \cdot \sum_{\mathbf{K}_m, \mathbf{K}_n} (\mathbf{k} + \mathbf{K}_m - \mathbf{k}' - \mathbf{K}_n)a_{\mathbf{K}_m}^\dagger(\mathbf{k})a_{\mathbf{K}_n}(\mathbf{k}') \times \langle \mathbf{k} + \mathbf{K}_m | U | \mathbf{k}' + \mathbf{K}_n \rangle \quad (1)$$

for a transverse acoustic mode  $\lambda$  which has a frequency  $\hbar\omega_\lambda(\mathbf{q})$  and a polarization vector  $\hat{\epsilon}_\lambda(\mathbf{q})$ . Here  $M$  is the ion mass,  $U$  is the lattice pseudo-potential, and  $N$  is the number of lattice sites. As discussed, for transverse phonons one needs an Umklapp process to couple the electrons to the direction of the ionic vibration given by  $\hat{\epsilon}_{\lambda=T}$  such that  $g_T \propto (\mathbf{K} + \mathbf{q}) \cdot \hat{\epsilon}_T = \mathbf{K} \cdot \hat{\epsilon}_T$ . Then, as we will see, the linewidth of the transverse phonons will exhibit a peak as  $\mathbf{q}$  approaches the Kohn anomaly wavevector  $\mathbf{qKA}$ .

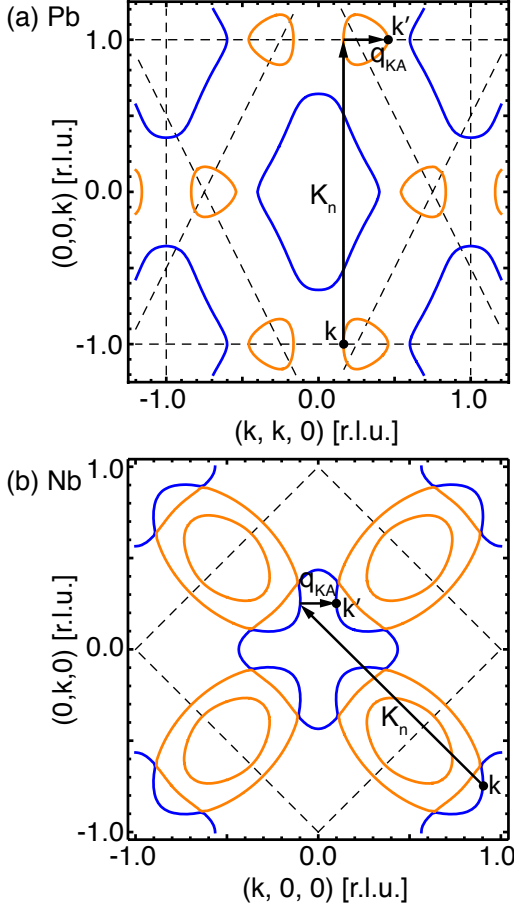


FIG. 1: (Color online) The Fermi surfaces of (a) Pb and (b) Nb. The short black arrows indicate the  $q_{KA}$  wavevectors (r.l.u.)  $q_{KA} = 0.295$  in Pb and  $q_{KA} = 0.196$  in Nb. The long arrow indicates the reciprocal lattice vector  $\mathbf{K}_n$  associated with the Umklapp scattering process. The location of the Bragg planes are indicated by thin dashed lines.

To capture the essence of the Kohn-Umklapp scattering, we first consider the expression for the transverse acoustic phonon linewidth  $\Gamma(\mathbf{q}, T)$  in the normal state for the case in which the Fermi surface spanned by  $\mathbf{q}_{KA}$  is approximated by a cylinder of radius  $k_F$  (Fig. 2a). In this case,  $\Gamma(\mathbf{q}, T)$  is given by

$$\Gamma(\mathbf{q}, T) = \frac{\pi |g_{\mathbf{K}}|^2}{N} \sum_{\mathbf{k}} [f(\epsilon_{\mathbf{k}}) - f(\epsilon_{\mathbf{k}+\mathbf{q}})] \times \delta(\omega_{\mathbf{q}} - \epsilon_{\mathbf{k}+\mathbf{q}} + \epsilon_{\mathbf{k}}) \quad (2)$$

with  $f$  the Fermi factor and  $\epsilon_{\mathbf{k}}$  the electronic band dispersion. From here on we choose  $\hbar = 1$ . For simplicity, we have set  $g_{\lambda=T}(\mathbf{k}, \mathbf{k}') = g_{\mathbf{K}}$ , the phonon mode energy  $\omega_{\mathbf{q}} = c_T |\mathbf{q}|$ , with  $c_T$  the transverse speed of sound, and assumed a simple 2D free-electron dispersion  $\epsilon_{\mathbf{k}} = k^2/2m - \mu$ . Taking the  $T = 0$  limit and making the

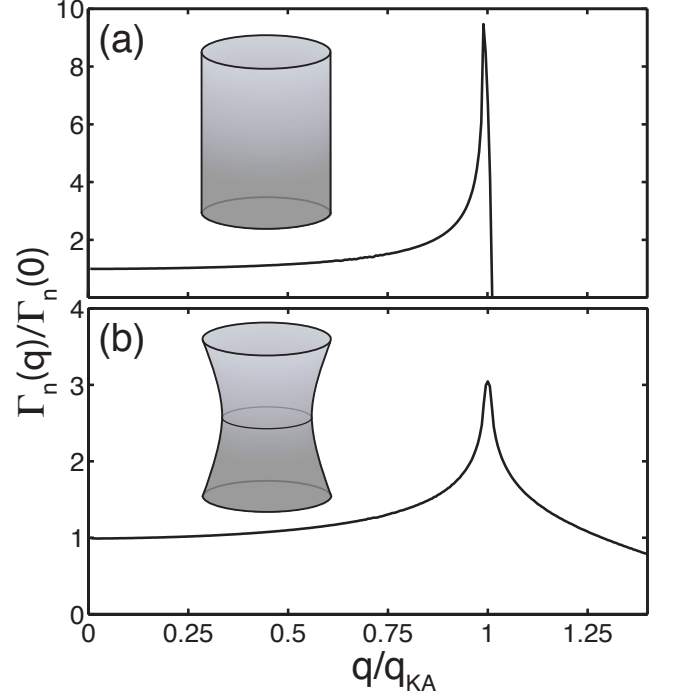


FIG. 2: The zero temperature phonon linewidth of the transverse acoustic branch in the normal state with  $c_T/v_F = 0.01$  evaluated for free electrons with (a) a cylindrical Fermi surface and (b) concave Fermi surface.

change of variables  $x = k/k_F$ , Eq. (2) reduces to

$$\Gamma(\mathbf{q}, T = 0) = \frac{mk_F |g_{\mathbf{K}}|^2}{4\pi q} \int_0^1 x dx \int_0^{2\pi} d\phi \quad (3) \times [\delta(\alpha_-(\mathbf{q}) - x \cos(\phi)) - \delta(\alpha_+(\mathbf{q}) - x \cos(\phi))]$$

where  $\alpha_{\pm}(\mathbf{q}) = \frac{c_T}{v_F} \pm \frac{q}{2k_F}$  and  $k_F$  and  $v_F$  are the Fermi momentum and velocity, respectively. After a little algebra we then obtain

$$\Gamma(\mathbf{q}, T = 0) = N_F |g_{\mathbf{K}}|^2 \frac{2k_F}{q} \left[ \sqrt{1 - \alpha_-^2(\mathbf{q})} \Theta(1 - \alpha_-^2(\mathbf{q})) - \sqrt{1 - \alpha_+^2(\mathbf{q})} \Theta(1 - \alpha_+^2(\mathbf{q})) \right] \quad (4)$$

where  $N_F$  is the single-particle density of states per spin at the Fermi level and  $\Theta(x)$  is the usual step function.

$\Gamma(\mathbf{q}, T = 0)$  is plotted in Fig. 2a for  $c_T/v_F = 0.01$ . While the overall magnitude of the linewidth is determined by the ratio of  $c_T/v_F$ , the momentum dependence comes from simple phase space considerations. One can see that the phonon linewidth grows rapidly for momentum transfers approaching  $2k_F$  in this example and quickly falls to zero for larger momentum transfers as no phase space is available for scattering. This strong enhancement of the phonon linewidth in the normal state at  $\mathbf{q}$  corresponding to the Kohn anomaly will also be present in the superconducting state, with an additional

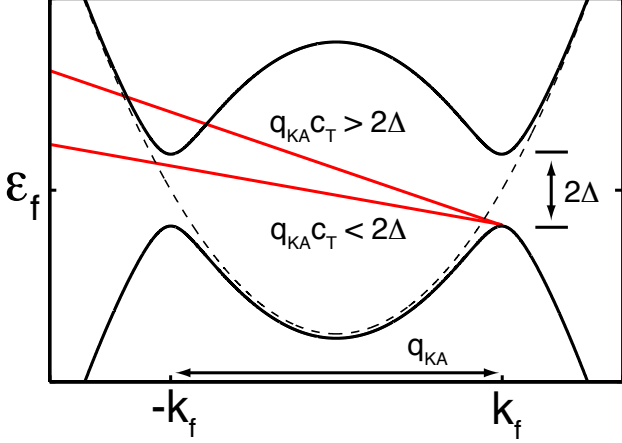


FIG. 3: (Color online) A schematic of the kinematic constraint for the decay of an acoustic phonon in the superconducting state.

kinematic constraint imposed by the breaking of Cooper pairs.

The kinematic constraint of phonon decay in the superconducting state brings the energy scale  $2\Delta$  directly into play. This is shown in Fig. 3, which sketches quasiparticle scattering across the gap edge  $2\Delta$ . Due to the dispersion of the phonon, vertical scattering processes having no net wavevector transfers are kinematically forbidden. In order to bridge the gap the energy of the phonon must be at least  $2\Delta$ . In other words, a finite wavevector transfer must occur where  $q = 2\Delta/c_T$ . In addition, the dominant Kohn-Umklapp process  $\mathbf{k}' - \mathbf{k} = \mathbf{K}_n + \mathbf{q}_{KA}$  involves a momentum transfer of  $\mathbf{q}_{KA}$ , which in this sketch is  $2k_F$ . Thus we have two conditions that lead to the conclusion that when  $\omega(\mathbf{q})$  of the transverse acoustic phonon branch equals twice the superconducting gap, or in other words when  $q = q_{KA} = 2\Delta/c_T$ , an enhancement of the phonon decay will occur.

We next consider the transverse acoustic phonon decay rate in the superconducting state for this cylindrical model using conventional BSC theory.<sup>5</sup> The phonon self-energy can be obtained by evaluating the electron-hole bubble. In the superconducting state the phonon self-energy  $\Pi(\mathbf{q}, i\omega_m)$  is then given by

$$\Pi(\mathbf{q}, i\omega_m) = \frac{1}{N\beta} \text{Tr} \sum_{n, \mathbf{k}} |g_{\mathbf{k}}|^2 \hat{\tau}_3 \hat{G}(\mathbf{k}, i\omega_n) \hat{G}(\mathbf{k} + \mathbf{q}, i\omega_n + i\omega_m) \hat{\tau}_3 \quad (5)$$

where  $\omega_n = (2n + 1)\pi/\beta$  and  $\omega_m = 2m\pi/\beta$  are Fermion and Boson Matsubara frequencies, Tr denotes the trace, and  $\hat{G}$  is the electron propagator

$$\hat{G}(\mathbf{k}, i\omega_n) = \frac{i\omega_n \hat{\tau}_0 + \epsilon_{\mathbf{k}} \hat{\tau}_3 + \Delta_{\mathbf{k}} \hat{\tau}_1}{(i\omega_n)^2 - E_{\mathbf{k}}^2}. \quad (6)$$

Here  $\hat{\tau}_i$  are the usual Pauli matrices and  $E_{\mathbf{k}} = \sqrt{\epsilon_{\mathbf{k}}^2 + \Delta_{\mathbf{k}}^2}$  is the quasiparticle energy. After analytic continuation, the phonon self-energy is given by

$$\begin{aligned} \Pi(\mathbf{q}, \omega_{\mathbf{q}}) = & \frac{1}{2N} \sum_{\mathbf{k}} |g_{\mathbf{k}}|^2 \left\{ A_+(\mathbf{k}, \mathbf{q}) [f(E_{\mathbf{k}}) - f(E_{\mathbf{k}+\mathbf{q}})] \left[ \frac{1}{\hbar\omega_{\mathbf{q}} - E_{\mathbf{k}} + E_{\mathbf{k}+\mathbf{q}} + i\delta} - \frac{1}{\hbar\omega_{\mathbf{q}} + E_{\mathbf{k}} - E_{\mathbf{k}+\mathbf{q}} + i\delta} \right] \right. \\ & \left. + A_-(\mathbf{k}, \mathbf{q}) [f(-E_{\mathbf{k}}) - f(E_{\mathbf{k}+\mathbf{q}})] \left[ \frac{1}{\hbar\omega_{\mathbf{q}} + E_{\mathbf{k}} + E_{\mathbf{k}+\mathbf{q}} + i\delta} - \frac{1}{\hbar\omega_{\mathbf{q}} - E_{\mathbf{k}} - E_{\mathbf{k}+\mathbf{q}} + i\delta} \right] \right\} \quad (7) \end{aligned}$$

with the coherence factors defined as

$$A_{\pm}(\mathbf{k}, \mathbf{q}) = 1 \pm \frac{\epsilon_{\mathbf{k}} \epsilon_{\mathbf{k}+\mathbf{q}} - \Delta_{\mathbf{k}} \Delta_{\mathbf{k}+\mathbf{q}}}{E_{\mathbf{k}} E_{\mathbf{k}+\mathbf{q}}}. \quad (8)$$

The  $\mathbf{q}$ -dependent phonon linewidth  $\Gamma(\mathbf{q}, T)$  is then determined from the imaginary part of  $\Pi(\mathbf{q}, \omega_{\mathbf{q}})$ .

The first two terms in Eq. 7 describe quasiparticle scattering processes. For these processes, the BCS coherence factor  $A_+$  vanishes at the threshold and this, along with the depletion of the thermal quasiparticle populations as the gap opens, suppresses their contribution to the phonon linewidth. The fourth term in Eq. 7 corresponds to a process in which a phonon breaks a pair, creating

two quasiparticles with wavevectors  $\mathbf{k} + \mathbf{q}$  and  $-\mathbf{k}$ . This requires that the phonon energy  $\omega_{\mathbf{q}}$  be greater or equal to  $2\Delta(T)$ . In this case, the BCS coherence factor  $A_-$  goes to 1 at threshold where  $E(\mathbf{k} + \mathbf{q}) = E(\mathbf{k}) = \Delta(T)$  and there is a sudden increase in the linewidth.

Before turning to the results for the linewidth in Pb we first consider two simplified cases at  $T = 0$ , shown

in Fig. 4. Here we have set the phonon energy  $\omega_{\mathbf{q}} = c_T q$  and plotted  $\Gamma(\mathbf{q}, T = 0)$  versus  $q/q_{KA}$ . The  $\Delta = 0$  curve is identical to Fig. 2. As the superconducting gap opens  $\Gamma(\mathbf{q}, T = 0)$  is suppressed for  $c_T q < 2\Delta(0)$  due to the loss of phase space for electron-phonon scattering. This produces an onset (or “knee”) in  $\Gamma(\mathbf{q}, T = 0)$  at an energy corresponding to the gap edge. Note that in this case one expects a knee rather than a peak because  $q\xi \sim v_F/c_T \gg 1$ .<sup>7</sup> (The knee is also somewhat smeared here due to the finite broadening  $\delta = c_T/40$  used.)

The height of the onset is controlled by the momentum  $q$  for breaking a Cooper pair into two quasiparticles carrying momenta  $\mathbf{k}$  and  $\mathbf{k} - \mathbf{q}$  respectively.<sup>6,7</sup> As  $\Delta$  is made larger, the onset at  $c_T q = 2\Delta$  associated with pair-breaking in the superconducting state moves out towards the Kohn anomaly at  $q_{KA}$ . For a cylindrical Fermi surface, the Kohn anomaly occurs at  $q_{KA} = 2k_F$  and when  $2\Delta(0) = c_T q_{KA}$ , the pair-breaking onset coincides with the Kohn anomaly peak. If  $2\Delta(0)$  exceeds  $c_T q_{KA}$ , the Kohn anomaly peak is suppressed by kinematics as the energy to break a pair is greater than  $c_T q_{KA}$ .

For a cylindrical Fermi surface with  $2\Delta(0) > c_T q_{KA}$ ,  $\Gamma(q)$  is suppressed due to phase space considerations previously discussed for the normal state. However, if the Fermi surface has some degree of curvature along the  $k_z$  direction such a sharp cut-off will not occur. To illustrate this, in Fig. 4b we plot  $\Gamma(\mathbf{q}, T = 0)$  for a Fermi surface that has a concave warping along the  $z$  direction (see Fig. 2b). The electronic band dispersion has again been modeled by a free electron dispersion but with  $m_x = m_y = m$  and  $m_z = -5m$ .<sup>8</sup> For such a dispersion  $q_{KA}$  corresponds to the spanning condition across the narrowest portion of the Fermi surface ( $k_z = 0$ ). As can be seen in Fig. 4b, the concave curvature of the Fermi surface provides phase space for scattering with momentum transfers  $\mathbf{q} > \mathbf{q}_{KA}$  and the sharp cutoff in  $\Gamma(\mathbf{q}, T = 0)$  is no longer present. With the opening of the superconducting gap,  $\Gamma(\mathbf{q}, T = 0)$  is suppressed for  $c_T q < 2\Delta(0)$ , just as in the previous case. For  $2\Delta(0) = c_T q_{KA}$  a remnant of the Umklapp-Kohn peak remains. As the gap is increased further ( $2\Delta(0) > c_T q_{KA}$ ) the phase space associated with the Kohn peak is gapped out and the peak in  $\Gamma(\mathbf{q}, T = 0)$  is thus suppressed.

### III. RESULTS FOR LEAD

With the simple examples of the previous sections we are now ready to turn to the phonon linewidth in Pb. To obtain the electron dispersion the DFT bandstructure for Pb was calculated on a regular grid of  $100 \times 100 \times 100$  momentum points per quadrant of the first Brillouin zone and a linear interpolant was used to obtain energies at intermediate momenta. For the phonon dispersion we again assume a linear phonon dispersion  $\omega(\mathbf{q}) = c_T |q|$ , with  $c_T = 7.9$  meV/[r.l.u.]. The transition temperature  $T_c = 7.2$  K sets the temperature scale and we use an intrinsic broadening  $\delta = 0.01$  meV throughout. Finally,

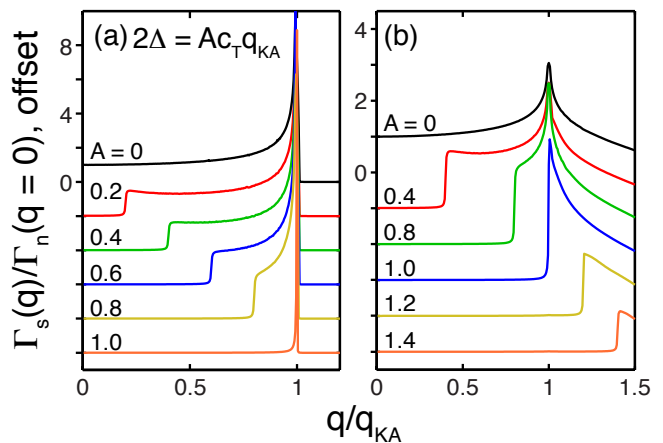


FIG. 4: (Color online) The normalized transverse acoustic phonon linewidth in the superconducting state at  $T = 0$  for various values of the superconducting gap  $2\Delta = A c_T q_{KA}$ . (a)  $\Gamma(q)$  for a perfectly cylindrical Fermi surface. (b)  $\Gamma(q)$  for a cylindrical Fermi surface with a concave warping along the  $k_z$  direction (see text).

we note that an explicit evaluation of the matrix element for Umklapp scattering  $g_{\mathbf{k}, \mathbf{k}'}$  given by Eq. (1) adds an additional level of difficulty to the problem. Therefore, for simplicity, we approximate the matrix element with a constant  $g_{\mathbf{K}}$  and restrict the momentum sum to the region near the orange (light) Fermi surfaces shown in Fig. 1a.

The results are shown in Fig. 5 as a function of temperature for gap sizes ranging from  $2\Delta(T = 0) = 0.8 c_T q_{KA}$  to  $1.1 c_T q_{KA}$ . The qualitative behavior of  $\Gamma(\mathbf{q}, T)$  is similar to that which was found for the simplified models considered in the previous section. Above  $T_c$  the phonon linewidth is finite for all values of  $\mathbf{q} = (q, q, 0)$  and has a peak at  $q = q_{KA} = 0.285$  [r.l.u.], which is associated with the Kohn anomaly indicated in Fig. 1. As the temperature is lowered across  $T_c$ , the gap opens following an assumed BCS temperature dependence. For  $c_T q < 2\Delta(T)$ ,  $\Gamma(q, T)$  is suppressed and the expected  $2\Delta$  onset (knee) forms. (Here,  $\Gamma(\mathbf{q})$  has a finite value for  $c_T q < 2\Delta(T)$  which is exponentially suppressed as  $T$  is lowered. This is due to the non-zero contributions of the first two terms in Eq. (7) and corresponds to the thermal occupation of quasiparticle states across the gap edge.) As  $T$  is lowered further  $2\Delta(T)$  grows and the knee in  $\Gamma(q, T)$  moves towards the Kohn peak. If  $2\Delta(0)$  is smaller than  $c_T q_{KA}$  this knee stops short of the peak at the lowest temperatures (Figs. 5a) while for  $2\Delta(0) = c_T q_{KA}$  it merges with the peak (Fig. 5b). Finally, if  $2\Delta(0) > c_T q_{KA}$  (Fig. 5c), then for sufficiently low temperatures the Kohn peak is suppressed similar to the results shown in Fig. 4b.

Thus within a BCS framework,  $\Gamma(\mathbf{q}, T)$  depends upon the shape of the Fermi surface and  $\mathbf{q}_{KA}$ , the velocity of sound for the transverse acoustic branch, and the magnitude of the superconducting gap. The appropriate parameters for Nb and Pb are summarized in Tbl.

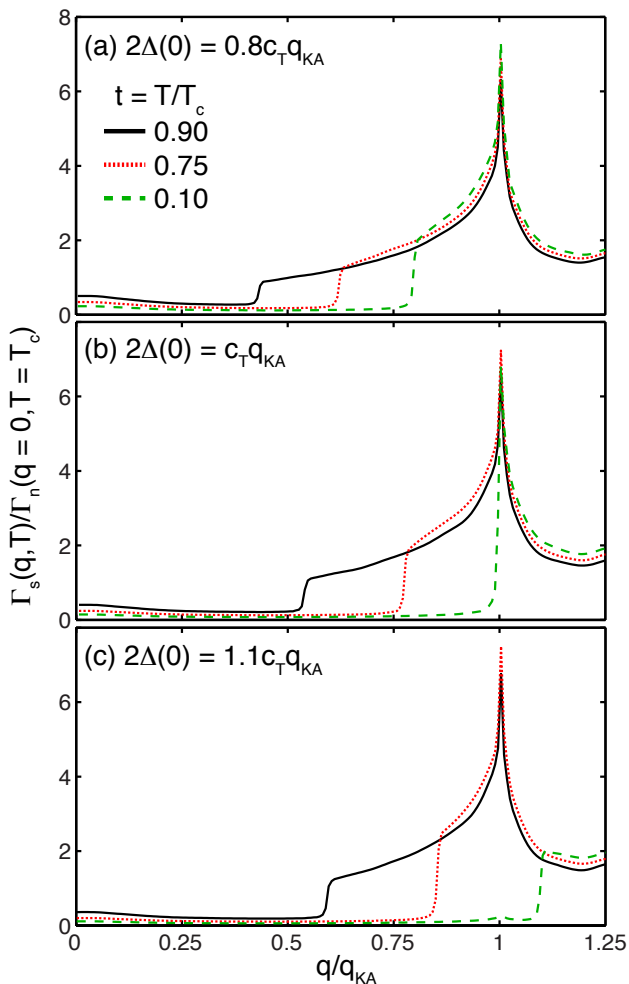


FIG. 5: (Color online) The linewidth of a transverse acoustic phonon in Pb as a function of reduced temperature  $t = T/T_c$  for various values of  $2\Delta(T=0)$  as indicated.

I. For Pb we estimate  $2\Delta(0) = 0.95c_T q_{KA}$ , which corresponds closest to Fig. 5b, while for Nb we estimate  $2\Delta(0) = 0.8c_T q_{KA}$  corresponding to Fig. 5a.

Comparing our results to Figs. 3 and 4 of Ref. 1 we find that agreement with the experimental data for Pb is good while the agreement for the case of Nb is less clear. For Pb we find  $2\Delta(0) \sim 0.95c_T q_{KA}$  and we therefore expect a knee to form in  $\Gamma(\mathbf{q}, T)$  which tracks out to the Kohn peak as the temperature is lowered. This behavior is similar to what is observed experimentally (Fig. 3 of Ref. 1). In the case of Nb  $2\Delta(0) \sim 0.80c_T q_{KA}$  and we therefore expect the knee to approach the Kohn peak but stopping short at the lowest temperatures leaving a pronounced knee in the observed linewidth. Examining Fig. 4b of Ref. 1 it is difficult to determine if such a knee is present in the data. Finally, we note that our calculations predict that the Kohn peak should be suppressed when  $2\Delta(0) > c_T q_{KA}$ . Therefore, one clear way to test the conclusions of this work would be to examine the linewidth of the transverse acoustic branch in a

	$2\Delta(0)$ [meV]	$c_T$ [meV/r.l.u.]	$q_{KA}$ [r.l.u.]	$2\Delta(0)/c_T q_{KA}$
Pb	2.70	7.93	0.36	0.95
Nb	3.06	21.3	0.18	0.80

TABLE I: The relevant parameters for the elemental superconductors Pb and Nb. The values for Pb have been estimated from Ref. 1. The gap for Nb was obtained from Ref. 11. The transverse speed of sound in Nb was obtained from Ref. 10.

material where  $c_T q_{KA} < 2\Delta(0)$ .

#### IV. CONCLUSIONS

We have seen that the momentum and temperature dependence of the transverse acoustic phonon linewidth  $\Gamma(\mathbf{q}, T)$  in the superconducting state depends on  $\omega_{\mathbf{q}_{KA}}$  and  $2\Delta(T)$ . While both of these energies depend upon the bandstructure and phonon dispersion, there is nothing that should lock them together in the traditional theory. Thus while it is known that the Kohn anomaly wavevector  $\mathbf{q}_{KA}$  shown in Fig. 1 gives rise to a small kink in  $\alpha^2 F(\omega)$  associated with the energy  $\omega_{\mathbf{q}_{KA}}$  at which the transverse phonon begins to contribute to the pairing interaction, this is a small feature and plays no role in determining  $\Delta(0)$ .<sup>5</sup> Therefore, within the BCS framework, the fact that  $2\Delta(0)$  is close to the energy of a Kohn anomaly  $\omega_{\mathbf{q}_{KA}}$ , must be viewed as a coincidence. Furthermore, as noted, the fact that the wavelength of the phonon is small compared to the coherence length leads to a knee-like feature at  $2\Delta(0)$  rather than a peak. Therefore if  $\omega_{\mathbf{q}_{KA}} > 2\Delta(0)$ , the Kohn anomaly remains as the dominant feature at low temperatures. However, as shown in Fig. 4b and 5a, if  $2\Delta(0)$  is slightly less than the Kohn anomaly phonon energy  $\omega_{\mathbf{q}_{KA}}$ , the  $2\Delta(T)$  structure can appear to merge with the Kohn anomaly peak in  $\Gamma(\mathbf{q}, T)$  as  $T$  goes to zero. Thus we would conclude that it is an interesting coincidence that  $2\Delta(0)$  is only slightly smaller than the energies of the Kohn anomalies in both Pb and Nb, but it does not necessarily mean that the superconducting gap is determined by the Kohn anomaly itself and does not force  $2\Delta(0) = \omega_{\mathbf{q}_{KA}}$ .

#### V. ACKNOWLEDGEMENTS

We would like to acknowledge B. Keimer for useful discussions. This work was supported by the US Department of Energy, Office of Basic Energy Sciences under contract No DE-AC02-76SF00515. D. J. S. acknowledges the Center for Nanophase Materials Science, which is sponsored at Oak Ridge National Laboratory by the Division of Scientific User Facilities, U.S. Department of Energy and thanks the Stanford Institute of Theoretical Physics for their hospitality. S. J. would like to acknowledge financial support from the Natural Sciences

and Engineering Research Council of Canada and the Foundation for Fundamental Research on Matter. S. J., B. M. and T. P. D. would also like to thank the Walther

Meissner Institute for their hospitality during the writing of this manuscript.

- 
- <sup>1</sup> P. Aynajian, T. Keller, L. Boeri, S. M. Shapiro, K. Habicht and B. Keimer, *Science* **319**, 1509 (2008).
- <sup>2</sup> W. Kohn, *Phys. Rev. Lett.* **2**, 393 (1957).
- <sup>3</sup> J. Bardeen, L. N. Cooper and J. R. Schrieffer, *Phys. Rev.* **108**, 1175 (1957).
- <sup>4</sup> X. Gonze, B. Amadon, P.-M. Anglade, J.-M. Beuken, F. Bottin, P. Boulanger, F. Bruneval, D. Caliste, R. Caracas, M. Côté, T. Deutsch, L. Genovese, Ph. Ghosez, M. Giantomassi, S. Goedecker, D.R. Hamann, P. Hermet, F. Jollet, G. Jomard, S. Leroux, M. Mancini, S. Mazevet, M. J. T. Oliveira, G. Onida, Y. Pouillon, T. Rangel, G.-M. Rignanese, D. Sangalli, R. Shaltaf, M. Torrent, M. J. Verstraete, G. Zerah and J. W. Zwanziger, *Computer Phys. Commun.* **180**, 2582 (2009). For both metals the total energy was converged to  $10^{-7}$  Hartree to obtain a density. The converged calculations used 145 and 220  $\mathbf{k}$ -points in the irreducible Brillouin zone, and planewave energy cut-offs of 30 and 45 Hartree were used for Pb and Nb, respectively.
- <sup>5</sup> W. L. McMillan, J. M. Rowell, *Phs. Rev. Lett.* **14**, 108 (1965); W. L. McMillan and J. M. Rowell, *Superconductivity*, R. Parks, Ed. (Dekker, New York, 1969) Vol. 1, Ch. 11.; D. J. Scalapino, *Superconductivity*, R. Parks, Ed. (Dekker, New York, 1969) Vol. 1, Ch. 10.
- <sup>6</sup> T. P. Devereaux and R. Hackl, *Rev. Mod. Phys.* **79**, 175 (2007).
- <sup>7</sup> M. V. Klein and S. B. Dierker, *Phys. Rev. B* **29**, 4976 (1984).
- <sup>8</sup> The values of the mass will affect the structure in  $\Gamma(q)$  for  $q > q_{KA}$  and specifically how quickly it falls off at large  $q$ . It does not change the qualitative features arising from the opening of the gap which we wish to discuss here.
- <sup>9</sup> J. R. Anderson and V. A. Gold, *Phys. Rev.* **139**, A1459 (1965).
- <sup>10</sup> M. Holt, P. Czoschke, H. Hong, P. Zschack, H. K. Birnbaum and T.-C. Chiang, *Phys. Rev. B* **66**, 064303 (2002).
- <sup>11</sup> J. P. Carbotte, *Rev. Mod. Phys.* **62**, 1027 (1990).