

A one-to-two dimensional mapping using a partial fast Fourier transform

Stellan Östlund*

*Department of Physics
University of Gothenburg
Gothenburg SE-41296
Sweden*

(Dated: November 22, 2018)

Abstract

It will be shown how to map a simple one-dimensional tight binding model with a cosine potential in one dimension exactly to a two dimensional tight binding model with periodic boundary conditions with the presence of a single flux quantum spread evenly on the torus. The mapping is achieved by a partial sequence of “Fast Fourier Transform” (FFT) steps which if completed would be an exact Fourier transform of the original model. Each step of the FFT recursively maps a tight binding model into two decoupled sublattices of half the lattice length.

*Electronic address: Stellan.Ostlund@physics.gu.se

I. MOTIVATION

The following paper is dedicated to Nihat Berker and describes a mathematical curiosity that I stumbled across a few years ago. It brings together two ideas that were a daily topic of discussion with Nihat during my graduate student days: duality and renormalization. The work also resulted from my admiration of the elegant recursive algorithms that lie at the basis of the efficient solution of a number of practical problems, most notably sorting and the Fourier transform.

For a transitionally invariant problem, a Fourier transform usually either solves or at least decouples the spatial degrees of freedom so that the original problem becomes simple. When applied directly on data of length N it uses a number of operations that scale like N^2 . The “Fast Fourier Transform” (FFT) dramatically reduces the number of arithmetic operations using a clever recursive algorithm. An interesting question would be if a single FFT recursion could somehow be the basis of a renormalization transformation that would partially decouple a problem at each stage of recursion. Ultimately I was not able to answer this question but in the process came up with a surprising result; that repeated application of the FFT recursion can map a problem from one to two dimensions.

II. BACKGROUND

Before proceeding to the calculation this I make a brief comment on the history of the FFT. In 1965 Cooley and Tukey wrote a famous paper entitled “*An Algorithm for the Machine Calculation of Complex Fourier Series*” . [1] Cooley and Tukey cited I.J. Good [2] as having influenced their work. The impact of the “Cooley-Tukey algorithm” was enormous and their “Fast Fourier Transform” immediately became indispensable tools for engineers and scientists as computers started to become widely available at this time. These days the “FFT” algorithm is part of every numerical package and most of us don’t pay much attention to the algorithm.

Soon after the paper came out it was realized that the “FFT” algorithm had been repeatedly rediscovered earlier. A detailed historical discussion on the subject is available by Heideman, Johnson and Burrus.[3] The “FFT” was eventually traced back to C.F. Gauss. It appears certain that he discovered the algorithm around 1807 but did not publish it. Given

the impossibility of making significant numerical calculations at the time Gauss probably did not consider the result particularly important. The algorithm was eventually published posthumously in his collected works. [4] Thus Gauss' original work was done approximately simultaneously with Fourier's development of his famous trigonometric expansion. In my opinion though, Cooley and Tukey deserve great credit for realizing in 1965 the importance of an efficient numerical Fourier transform and deriving the algorithm at a time when it became useful.

The power of the FFT algorithm is that it dramatically reduces the number of arithmetic operations required for a Fourier transform of a large data set. For the most common "radix-2" algorithm the number of data points is taken to be $L = 2^n$. The number of operations will be on the order of $2nL$ rather than the L^2 number of operations that results from applying a simple matrix operation. The FFT algorithm can also be implemented on arbitrary length data where the number of arithmetic operations scales like L times the sum of prime factors of L . When L is prime, the FFT reduces to the ordinary matrix operation.

Without going into detail, I will now write down the key formulas using radix-2 algorithm that shows how the FFT is based on recursion. We begin with data x_m where $0 \leq m < L$ and $L = 2^n$. We define the Fourier transform

$$y_k = \frac{1}{\sqrt{L}} \sum_{m=0}^{L-1} e^{-2\pi ijk/L} x_j.$$

The sum can be split into two parts:

$$\begin{aligned} y_k &= \frac{1}{\sqrt{2}} \left(\sum_{m=0}^{L/2-1} x_{2m} e^{\frac{2\pi i}{L/2} mk} + e^{\frac{2\pi i}{L} k} \sum_{m=0}^{L/2-1} x_{2m+1} e^{\frac{2\pi i}{L/2} mk} \right) \\ &= e_k + e^{\frac{2\pi i}{L} k} o_k \end{aligned}$$

where e_k can be seen to be the Fourier transform of the even indexed subset of x_k and o_k is the Fourier transform of the odd subset. This procedure can therefore be done recursively, splitting e_k and o_k successively into into odd and even subsets each with half as many data points.

This notation is clumsy and does not lend itself to recursion. To implement it systematically we must keep track of which order of even and odd blocks we use to construct x_k as we apply the algorithm. We use the label $c_{j,k}$ keep track of our recursive indexing. We begin by defining $c_{j,1} = x_j$ to consist of the original data. The recursion then consists of breaking the

first index j into odd and even blocks. Since I will shortly write down a precise formula, I will first just sketch the idea of constructing the indexing. We lay the “odd” and “even” blocks next to one another and put in a binary index “0” last if the block is even and “1” if the block is odd. The original block is periodic in length L ; each new block is periodic in length $L/2$ and the number of blocks, say N in number is doubled to length $2N$. Thus the original index $(j, 1)$ will be replaced by an index (j', k) where the “block” index k encodes odd and even block and (j') describes the new order in the subblock. Doing this recursively, the index k will gradually become the “frequency” or “momentum” index. The recursion is finished when the entire space index has been reduced to length one and the momentum index has become length L . [5]

Let us use the notation $r : L$ to denote the integer r modulo L . We encode the algorithm as follows:

$$c_{r:L, s:N} = \frac{1}{\sqrt{2}} \left(c_{r:L/2, s:2N} + e^{2\pi ir/L} c_{r:L/2, (s+N):2N} \right) \quad (1)$$

The inverse is given by

$$c_{r:L, s:N} = \frac{1}{\sqrt{2}} \begin{cases} (c_{r:2L, s:N/2} + c_{(r+L):2L, s:N/2}) & \text{if } s < N/2 \\ e^{-\pi ir/L} (c_{r:2L, s-N/2:N/2} - c_{(r+L):2L, s-N/2:N/2}) & \text{if } s \geq N/2 \end{cases} \quad (2)$$

It is straightforward to apply this operation to quantum mechanical operators $c_{r:L, s:N}$ where c is simply the one particle (destruction) operator on an $L \times N$ lattice of “pseudo real space” dimension L and “pseudo k-space” dimension N . For the initial iteration L is the original space dimension, and $N = 1$. Equivalently we can simply interpret c_r as the column vector being transformed and c_r^\dagger as a row vector.

Thus we begin with a periodic “real space” lattice of length 2^n to which we initially attach a bogus “momentum space” lattice of length 1 to begin the recursion with $c_{j,1}$. At each FFT step we halve the length of the real space and double the length of the momentum space. Eventually when we are done applying the recursion n times the “real space” lattice will have shrunk to length one and the variables $c_{1,k}$ that correspond to the momentum space lattice will be the Fourier transform of the original variables.

What if we stop this recursion “half way”? Provided L is 2^{2m} where m is integer, we will obtain a two dimensional periodic $2^m \times 2^m$ lattice index when we stop the procedure after m recursions and thus will have obtained a mapping to a “two-dimensional” $2^m \times 2^m$ index $c_{j,k}$ on a torus from our original 2^{2m} periodic index.

Clearly this transformation is highly nonlocal since it mixes Fourier components of indexes very far apart. If we start with an arbitrary real space operator written in terms of the real space operators c_r and apply this prescription it is tempting to conclude that we will always get a terrible mess during the recursion. This is indeed true generically. However, we know that a translationally invariant operator is diagonalized by the Fourier transform, i.e. written as a simple local operator in the fully transformed basis. Thus eventually after recursion the momentum space blocks must decouple and the intuition that the problem gets more and more intractable under recursion is violated. Furthermore, a model which is invariant under Fourier transform should be symmetric in momentum and space coordinates half way through the recursion, so perhaps such a model will retain a structure during the intermediate steps of the recursion as well. It is precisely question we will explore further by example.

In the rest of this communication, I will focus on the following model under the “partial” FFT operation. We begin with

$$h_{N \times 1} = - \sum_{r=0}^{N-1} (c_r^\dagger c_{r+1:N} + cc) - 2 \sum_{r=0}^{N-1} c_r^\dagger c_r \cos 2\pi r/N. \quad (3)$$

This is in fact a special case of “Harper’s model” where periodicity is exactly one relative to the length of the lattice. [6] a point which I will discuss at the end of this paper.

We know that the first term transforms to the cosine under Fourier transform and vice versa. For this choice of parameters the model is “self dual” i.e. transforms to itself under Fourier transform. It can therefore be expected to be symmetric in some way when partially transformed n times, where $2^{2n} = L$. For illustration, we begin with a 64×1 lattice and apply the FFT step three times to transform this model numerically to an 8×8 lattice. The result of applying this transformation is given by the following Hamiltonian

$$h_{8 \times 8} = - \sum_{r,\delta} t_{r,\delta} c_r^\dagger c_{r+\delta}. \quad (4)$$

where δ are only nearest neighbor lattice vectors, where $|t_{r,\delta}| = t$ and the phases of t correspond to a single flux evenly spread throughout the entire lattice.[7] The value of $t_{r,r'} = e^{2\pi i n_{r,r'}/64}$ where $n_{r,r'}$ is shown in Fig. 1.

The vertical bonds with phase zero represent the mapping of the cosine potential, whereas the horizontal bonds that carry the flux is the transformation of the hopping.

Let us look more carefully at the distribution of fluxes. With the single exception of a plaquette in the top row, we note that the sum of integers around each plaquette is one, so that the product of phases around each plaquette is exactly $e^{2\pi i/64}$ which I interpret as a single flux quantum evenly spread on the torus. Periodic boundary conditions are fulfilled and the left and right boundary are mapped to each other, likewise for top and bottom. The rule that the sum of phases around each individual plaquette is the sum of phases around the entire boundary is obtained from the fact that a plaquette on the top row has flux $-63 \approx 1$. An equivalent phase choice of 2π instead of zero for the top link is equivalent to assigning a flux of $2\pi/64$ through each plaquette.

Although I do not present further results here, I assert that similarly applying the FFT recursion a different number of times result in rectangular lattices all with a total 2π flux threading each periodic lattice.

It is interesting to compare the eigenstates of the tight binding model to the corresponding states mapped by the partial FFT. The absolute square of the six lowest eigenstates ψ_j of $h_{256 \times 1}$ is plotted in Fig. 2. These corresponding eigenstates of h_{16} is plotted in Fig. 3 and thus represents the “2-D” mapping of the “1-D” states in Fig. 2. The calculations are displayed here for values of N which are not large; analogous results for larger values of N have been computed.

Connection to Harper’s equation

It is well known that an infinite two-dimensional tight binding model in a constant magnetic field maps to a one tight binding model with a periodic or quasiperiodic potential. In addition to P.G. Harper’s paper mentioned previously, there are several other early classic papers on listed in the references.[8]

In 1976, R. Hofstadter’s performed a numerical analysis of the problem and pointed out the beautiful self-similar structure of the energy spectrum. [9] A number of paper followed in the 80’s that explored this using renormalization group ideas.[10] The extent to which these are pertinent to the present problem is addressed in this section.

For a tight-binding model in the presence of a magnetic field with flux $\alpha/2\pi$ per plaquette

we can introduce a Landau gauge and write the Hamiltonian as

$$h = - \sum_{r,\delta} t_{r,\delta} c_r^\dagger c_{r+\delta} \quad (5)$$

where $t_{r,\pm\hat{y}} = t$ and $t_{r,\mp\hat{x}} = t \exp(\pm i\pi\alpha y)$. Noting the invariance of the problem for translations along the x-direction we introduce plane waves along the x axis and define $c_{m\hat{x}+n\hat{y}} = e^{i\nu m} \tilde{c}_n$ resulting in a Hamiltonian for \tilde{c}_n of the form in

$$h_{1D} = - \sum_r (\tilde{c}_r^\dagger \tilde{c}_{r+1} + c c) - 2 \sum_r \tilde{c}_r^\dagger \tilde{c}_r \cos(2\pi r\alpha - \nu). \quad (6)$$

If we demand that this Hamiltonian be periodic with period q we find that that $\alpha = p/q$ is the ratio of integers. The flux per square in the 2-D problem Eq. 5 is thus a integral multiple of $2\pi/q$. Is this the transformation we have been doing in the previous section?

If we begin with a $p \times p$ periodic two-dimensional lattice and add a constant magnetic field described in Landau gauge, we find that ν must obey $\nu = 2\pi m/p$ with m integer and we obtain an equivalent set of p one dimensional problems Eq. 6 with periodicity p indexed by the phase ν . In a conventional formulation of the Harper problem we therefore cannot reduce the flux quantum to sum to a single quantum over the entire $2 - D$ lattice. Indeed, the flux configuration in the 2-D Landau gauge is quite different from that shown in Fig. 3 which describes a single flux quantum spread over the lattice and lacks translational invariance in both x and y direction. (Note the top row vertical bonds is not uniform along x .) A careful analysis of the gauge choice in Fig. 3 or another clever choice of gauge other than Landau might possibly be used to show that the FFT remapping of the one-dimensional problem of length p^2 is in fact Harper's problem, but I have not been able to do this.

More digressions on the Harper problem would stray further from the main point of the communication which is the presentation of a decoupling scheme of the tight binding model that is in principle more general than Harper's problem. Unfortunately I can find no other notrivial example than the relation between the one and two dimensional Harper model, but with flux and periodicity reduced from the ordinary formulation of that problem.

Further work

These proceedings has provided an opportunity to publish work which I find interesting but admittedly incomplete. When performing the recursion on the tight binding model

only, each FFT recursion decouples the spatial degrees of freedom into two coupled blocks. My original hope was that these transformation might be the basis of a renormalization transformation; if an interaction could be found that was similarly decoupled, a novel way to solve an interacting model would be found. Unfortunately this goal has not been fulfilled but perhaps someone might be motivated to look at this problem again with the observations presented here.

Acknowledgment

I thank Nihat Berker for being my friend, mentor and collaborator during my first three years as a graduate student at Harvard. His boundless energy and enthusiasm helped make these years very happy and productive. I also thank him for putting the necessary friendly pressure on me to write up this contribution for these proceedings. I also thank the referee for making several pertinent and important comments that clarified the relation to Harper's equation.

-
- [1] J.W. Cooley and J.W. Tukey, *Math. Comp* Vol. **19**, no. 2, 297-301 (1965)
 - [2] I.J. Good, "*The Interaction Algorithm and Practical Fourier Analysis*" , Journal of the Royal Statistical Society, Series B, Vol.**20** , no. 2, 361-372, (1958).
 - [3] Heideman, M. T., D. H. Johnson, and C. S. Burrus, "*Gauss and the history of the fast Fourier transform,*" , Archive for History of Exact Sciences, Vol. **34** , 256-277 (1985).
 - [4] C. F. Gauss, "*Nachlass, Theoria Interpolationis Methodo Nova Tractata,*" in Carl Friedrich Gauss Werke, Band 3, Königlichen Gesellschaft der Wissenschaften: Göttingen, pp. 265-330, 1866.
 - [5] The block indexing naturally eventually generates the Fourier index in bit reversed order, which usually requires a permutation operation to be included in standard FFT algorithms. The reordering operation does not complicate the present formulation.
 - [6] P.G. Harper, *Single band motions of conduction electrons in a uniform magnetic field* , Proceedings of the Physical Society of London, Sec. A, **68** , 874-878 (1955)
 - [7] This is asserted as an unproved numerical observation.

- [8] R. Peierls, *Z. Phys.* **80** 763, (1933) ; M. Ya. Azbel, *Zh. Eksp. Teor. Fiz.* **44**, 980 (1963); [Sov. Phys.JETP **17**, 665 (1963)]
- [9] R. Hofstadter, *Phys. Rev.* **B. 14** , 2239, (1976)
- [10] M. Wilkinson, *J Phys A-Math Gen* , **20**(13), 4337-4354 (1987); S. Ostlund and R. Pandit, *Phys. Rev.***B 29** , 1394 (1984)




FIG. 1: Integers $n_{r,r'}$ where $t_{r,r'} = e^{2\pi i n_{r,r'}/64}$ are shown.

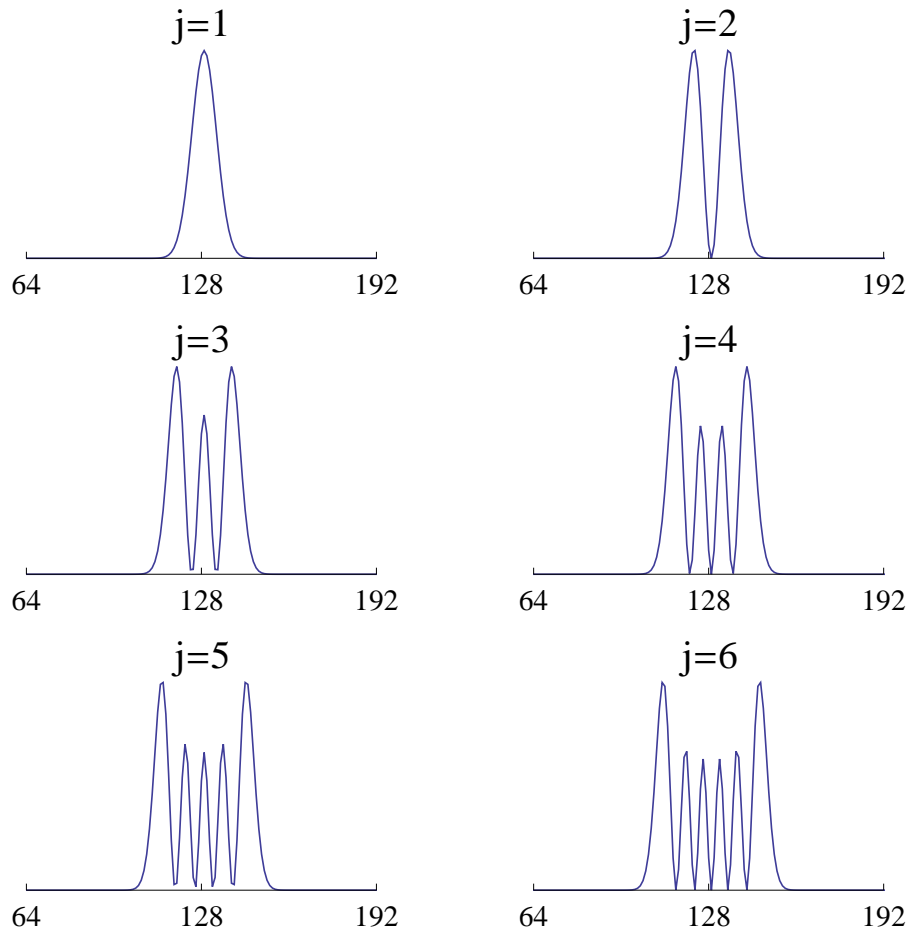


FIG. 2: Plot of $|\psi_j|^2$ for the six lowest energy eigenstates of $h_{256 \times 1}$.

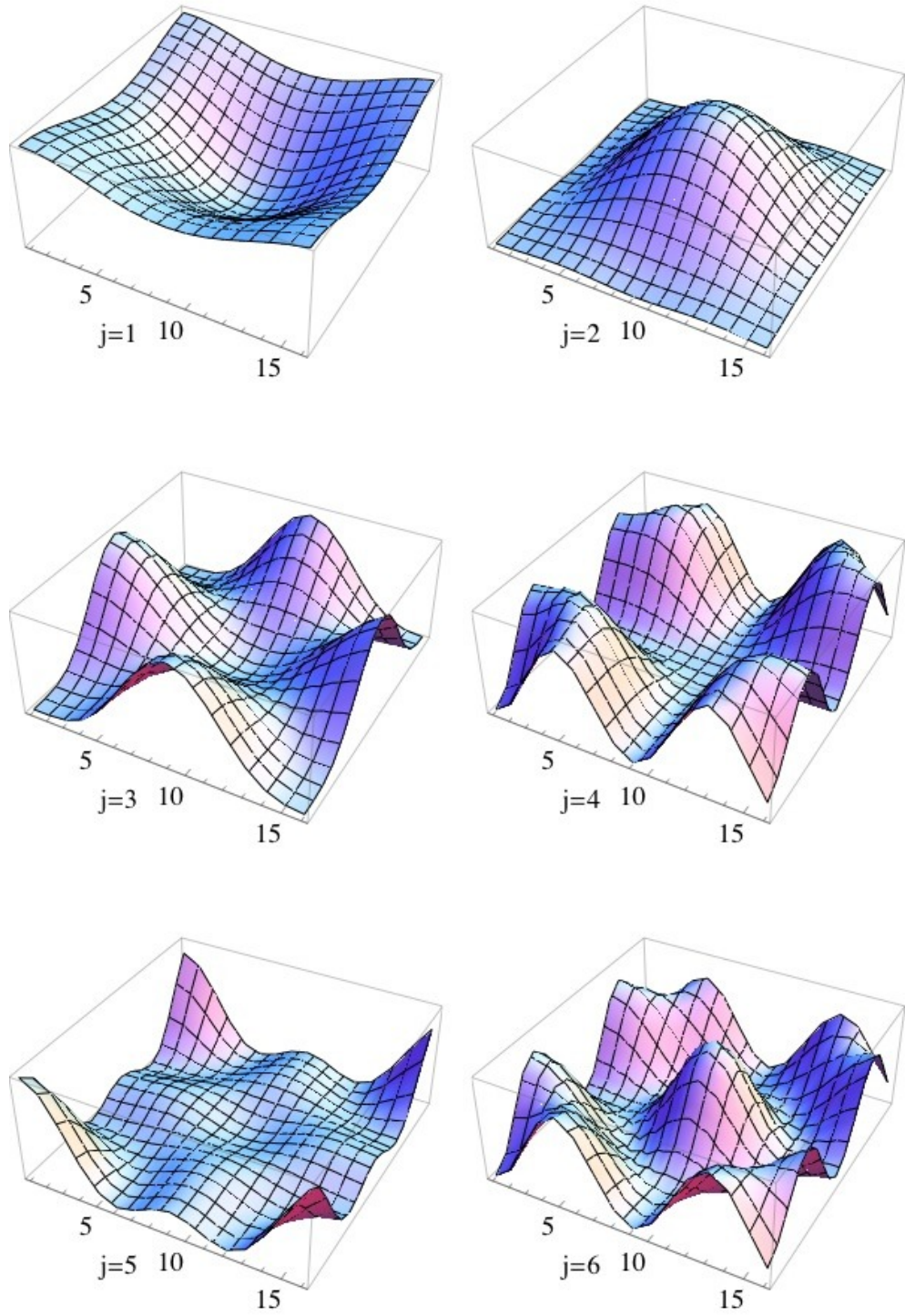


FIG. 3: Plot of $|\psi_{j,k}|^2$ for the six lowest energy eigenstates of $h_{16 \times 16}$ mapped to the two dimensional lattice