

Mean-Field Analysis of Intra-Unit-Cell Order in the Emery Model of the CuO_2 Plane

Mark H. Fischer and Eun-Ah Kim

Department of Physics, Cornell University, Ithaca, New York 14853, USA

(Dated: April 21, 2022)

Motivated by recent experiments on high- T_c cuprate superconductors pointing towards intra-unit-cell order in the pseudogap phase, we investigate three distinct intra-unit-cell-ordering possibilities: nematic, nematic-spin-nematic, and current-loop order. The first two are Fermi-surface instabilities involving a spontaneous charge and magnetization imbalance between the two oxygen sites in the unit cell, respectively, while the third describes circulating currents within the unit cell. We analyze the three-band Emery model of a single CuO_2 layer including various on-site and nearest-neighbor interactions within a self-consistent mean-field approach. We show how these on-site and further-neighbor repulsions suppress or enhance particular IUC orders. In particular, we show that the attractive interactions necessary for nematic and nematic-spin-nematic orders in one-band models have their natural microscopic origin in the O-O on-site and nearest-neighbor repulsions in the three-band model. Finally, we find that while the nematic and nematic-spin-nematic orders cannot coexist in this framework, the loop-current order can coexist with nematic order.

PACS numbers: 74.72.Kf, 73.22.Gk, 75.25.Dk

I. INTRODUCTION

Experimental evidence for various types of symmetry breaking in the pseudogap region of the phase diagram of the high- T_c cuprate superconductors has been accumulating in recent years. Neutron scattering experiments discovered a subtle staggered magnetic order in the pseudo-gap region of YBCO¹ and Hg-compounds² that could be accounted for by either so-called nematic-spin-nematic order^{3,4} or circulating current loops⁵. On the other hand, neutron scattering⁶ and Nernst effect⁷ measurements on YBCO as well as SI-STM on BSCCO⁸ point towards an electronic nematic state. All these states retain the translational symmetry of the underlying crystal and can thus naturally be described by breaking intra-unit-cell (IUC) symmetries. Hence, identifying mechanisms for these symmetry-breaking possibilities and understanding their competition is crucial for understanding the nature of the pseudogap phase.

Theoretical investigations of translationally-invariant IUC order have so far been focussing on one particular ordering at a time within simplified models each aimed at the ordering of interest. Nematic and nematic-spin-nematic order have only been studied in one-band models^{3,4,9-15} or in the extreme limit of infinite interactions¹⁶. Loop currents, being more dependent on an IUC picture, have been studied in a mean-field picture with additional assumptions⁵ or numerically on small clusters or ladders¹⁷⁻¹⁹.

Here, we aim at a comprehensive investigation of IUC-ordering possibilities suggested by recent experiments.²⁷ A theoretical description of intra-unit-cell order should be based on a microscopic model that allows for structures within the unit-cell. We thus start from a three-band model for the CuO_2 plane, the so-called Emery model²⁰, and consider various on-site and nearest-neighbor (nn) interactions (see Fig. 1). We analyze three distinct IUC orders: nematic, nematic-spin-

nematic, and loop currents. These phases can be distinguished by the respective symmetries they break, both of the point group D_{4h} and time reversal, as is summarized in Tab. I. For simplicity, only fourfold rotations, inversion, time reversal and combinations of these are shown. Within a self-consistent mean-field scheme we analyze and compare the origins of these phases and compare the influence of the different model parameters on them. In addition, we show how the O-O on-site and nn interactions result in effective interactions of $d_{x^2-y^2}$ symmetry in one-band models, thus naturally leading to nematic or nematic-spin-nematic order.

This paper is organized as follows: After introducing the Emery model describing the CuO_2 plane, section III deals with nematic and nematic-spin-nematic IUC order through a decoupling of various interactions in the Hartree channel within self-consistent mean-field theory. In addition, we compare the three-band with the one-band model by focussing on the (partially filled) lowest of the three bands. Section IV examines IUC loop currents by decoupling the nearest-neighbor interactions of the full Emery model in the Fock channel. Finally, section V compares the results for the different orderings and concludes.

	C_4	\mathcal{I}	\mathcal{T}	$C_4 \circ \mathcal{T}$	$\mathcal{I} \circ \mathcal{T}$
nematic	×			×	
nematic-spin-nematic	×		×		
Θ_{II} loop current	×	×	×	×	

TABLE I: The broken symmetries distinguishing the different IUC orderings with \times denoting symmetries broken in the respective phase. For simplicity, we restrict the table to the fourfold rotation C_4 , the inversion \mathcal{I} , time-reversal operation \mathcal{T} as well as combinations thereof.

II. MODEL

The kinetic part of the Emery model²⁰ describing hopping of holes in the CuO₂ plane is

$$\begin{aligned} \mathcal{H}_0 = & -t_{pd} \sum_{i,s} \sum_{\nu} (\hat{d}_{i,s}^{\dagger} \hat{p}_{i+\hat{\nu}/2,s} + \text{h.c.}) \\ & - t_{pp} \sum_{i,s} \sum_{\langle \nu, \nu' \rangle} (\hat{p}_{i+\hat{\nu}/2,s}^{\dagger} \hat{p}_{i+\hat{\nu}'/2,s} + \text{h.c.}) \\ & - \mu \sum_{i,s} \hat{n}_{i,s}^d - \frac{1}{2}(\mu - \Delta) \sum_{i,s} \sum_{\nu} \hat{n}_{i+\hat{\nu}/2,s}^p \quad (1) \end{aligned}$$

with t_{pd} and t_{pp} the Cu-O and O-O hopping integrals. Here, $\hat{d}_{i,s}^{\dagger}$ creates a hole in the copper $d_{x^2-y^2}$ orbital at site i with spin s , $\hat{p}_{i+\hat{\nu}/2,s}^{\dagger}$ creates a hole in the oxygen p_{ν} orbital at the site $i + \hat{\nu}/2$ for $\nu = x, y$, and $\hat{n}_{i,s}^d$, $\hat{n}_{i+\hat{\nu}/2,s}^p$ are the corresponding number operators. The Cu sites i form a square lattice with unit vectors \hat{x} and \hat{y} , and the total number of lattice sites is N . The chemical potential μ and the charge transfer energy Δ control the total and relative Cu/O hole densities, and $\langle \nu, \nu' \rangle$ point to neighboring oxygen sites.

In addition, we consider the interaction Hamiltonian including on-site interactions with strengths U_d and U_p as well as nn interactions, V_{pd} and V_{pp} ,

$$\begin{aligned} \mathcal{H}' = & U_d \sum_i \hat{n}_{i,\uparrow}^d \hat{n}_{i,\downarrow}^d + \frac{U_p}{2} \sum_{i,\nu} \hat{n}_{i+\hat{\nu}/2,\uparrow}^p \hat{n}_{i+\hat{\nu}/2,\downarrow}^p \\ & + V_{pd} \sum_{i,\nu} \sum_{s,s'} \hat{n}_{i,s}^d \hat{n}_{i+\hat{\nu}/2,s'}^p \\ & + V_{pp} \sum_i \sum_{\langle \nu, \nu' \rangle} \sum_{s,s'} \hat{n}_{i+\hat{\nu}/2,s}^p \hat{n}_{i+\hat{\nu}'/2,s'}^p. \quad (2) \end{aligned}$$

The different orbitals and parameters of the model are shown in Fig. 1. Setting $t_{pd} = 1$, we fix the energy scale in the following.

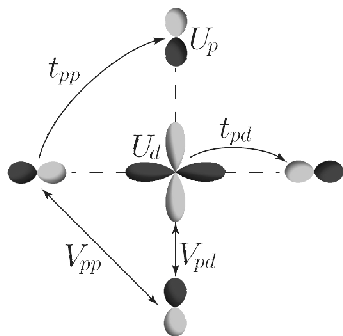


FIG. 1: The unit cell of the CuO₂ plane with the copper $d_{x^2-y^2}$ in the middle surrounded by the oxygen p_x and p_y orbitals. Also shown are the different hopping as well as interaction parameters used in the Emery model.

III. NEMATIC AND NEMATIC-SPIN-NEMATIC ORDER

For the above introduced Emery model, only the strong coupling limit, taking all interactions to infinity, has been analyzed for nematicity. Most theoretical investigations of nematic and nematic-spin-nematic order start from a single-band model, where in the weak-coupling limit a quadrupolar^{3,4,10} or a forward-scattering interaction^{11,12} is introduced. For systems with a sufficiently high density of states at the Fermi energy, e.g. due to a van Hove singularity, this can lead to a Pomeranchuk instability in the d -wave channel. Other studies of the Hubbard model without any additional (long-range) interactions found a nematic instability within a (weak-coupling) RG approach¹³, while DMFT calculations showed that the model maintains C_4 symmetry,^{14,15} but becomes very susceptible to weak nematic driving fields (such as lattice distortions) close to the Mott transition.¹⁵

In the three-band model, the oxygen-oxygen nn interaction prefers an imbalance in the hole densities of the neighboring oxygen sites, whereas the oxygen on-site interaction prefers to spin polarize the oxygen sites. The former interaction can thus lead to nematic order, the breaking of C_4 symmetry, and the latter to either an overall magnetization on the oxygen sites or a nematic-spin-nematic order, which is invariant under a combination of a C_4 rotation and time reversal (see Tab. I). Solving self-consistently the mean-field equations, we analyze the nematic and nematic-spin-nematic ordering in the following.

A. Mean-Field Theory

In this section, we focus only on symmetry breaking associated with the hole densities on the oxygen sites $n_{\nu s}^p = \langle \hat{n}_{i+\hat{\nu}/2,s}^p \rangle$. In the absence of an overall magnetization on the oxygen sites, i.e.

$$m \equiv (n_{x\uparrow}^p - n_{x\downarrow}^p) + (n_{y\uparrow}^p - n_{y\downarrow}^p) = 0, \quad (3)$$

there are two distinct ways to break the lattice symmetry within each unit-cell, a nematic order and a nematic-spin nematic order. IUC nematic order in this model can be measured in terms of a spontaneous imbalance between the density of holes at the oxygen sites

$$\eta \equiv (n_{x\uparrow}^p + n_{x\downarrow}^p) - (n_{y\uparrow}^p + n_{y\downarrow}^p), \quad (4)$$

while nematic-spin-nematic order corresponds to having equal, but opposite magnetization on the two oxygen sites,

$$\eta_s \equiv (n_{x\uparrow}^p - n_{x\downarrow}^p) - (n_{y\uparrow}^p - n_{y\downarrow}^p). \quad (5)$$

Fig. 2 shows the distorted Fermi surfaces associated with these ordering possibilities as well as for ferromagnetic ordering for contrast.

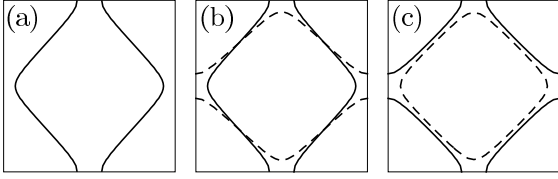


FIG. 2: Static Fermi surface instabilities analyzed in this work: (a) Nematic phase breaking C_4 symmetry, (b) nematic-spin-nematic and (c) ferromagnetic instability. In (b) and (c), the solid and dashed lines denote the up- and down-spin band.

We arrive in the following at the mean-field Hamiltonian for nematic or nematic-spin-nematic order by a standard decoupling of all the interaction terms in Eq. (2) in the Hartree channel. We seek self-consistent solution with $\eta \neq 0$ or $\eta_s \neq 0$, respectively, for nematic and nematic-spin-nematic order.

1. Nematic order

The mean-field Hamiltonian can be written in momentum space as

$$\mathcal{H}_{\text{MF}} = \sum_{\mathbf{k}, s} \hat{C}_{\mathbf{k}s}^\dagger \mathcal{H}_{\mathbf{k}s} \hat{C}_{\mathbf{k}s} + f(n^p, \eta) \quad (6)$$

with $\hat{C}_{\mathbf{k}s}^\dagger = (\hat{p}_{x\mathbf{k}s}^\dagger, \hat{p}_{y\mathbf{k}s}^\dagger, \hat{d}_{\mathbf{k}s}^\dagger)$,

$$\mathcal{H}_{\mathbf{k}s} = \begin{pmatrix} \xi_x & \gamma_2(\mathbf{k}) & \gamma_1(k_x) \\ \gamma_2(\mathbf{k}) & \xi_y & \gamma_1(k_y) \\ \gamma_1(k_x) & \gamma_1(k_y) & \xi_d \end{pmatrix} \quad (7)$$

and

$$\frac{f(n^p, \eta)}{N} = -\tilde{U}_p \frac{(n^p)^2}{8} + \tilde{V}_{pp} \frac{\eta^2}{8} - \tilde{U}_d \frac{(n - n^p)^2}{4}. \quad (8)$$

Here, n is the total density of holes, n^p is the total density of holes on the oxygen sites, i.e.,

$$n^p \equiv (n_{x\uparrow}^p + n_{x\downarrow}^p) + (n_{y\uparrow}^p + n_{y\downarrow}^p), \quad (9)$$

and the nematic order parameter η is defined in Eq.(4). The elements of the matrix (7) are given by

$$\gamma_1(k_i) = -2t_{pd} \cos \frac{k_i}{2}, \quad (10)$$

$$\gamma_2(\mathbf{k}) = -4t_{pp} \cos \frac{k_x}{2} \cos \frac{k_y}{2}, \quad (11)$$

and

$$\xi_x = \Delta + \tilde{U}_p \frac{n^p}{4} - \tilde{V}_{pp} \frac{\eta}{4} - \mu, \quad (12)$$

$$\xi_y = \Delta + \tilde{U}_p \frac{n^p}{4} + \tilde{V}_{pp} \frac{\eta}{4} - \mu, \quad (13)$$

$$\xi_d = \tilde{U}_d \frac{(n - n^p)}{2} - \mu, \quad (14)$$

and also, we introduced the effective interaction parameters

$$\tilde{U}_p = U_p + 8V_{pp} - 8V_{pd}, \quad (15)$$

$$\tilde{V}_{pp} = 8V_{pp} - U_p, \quad (16)$$

$$\tilde{U}_d = U_d - 4V_{pd}. \quad (17)$$

In addition, we have put all the constant terms, i.e. $2V_{pd}n - V_{pd}n^2$, into the chemical potential μ . The mean-field Hamiltonian (6) can be diagonalized to yield three bands each with mixed orbital character and dispersion $\xi_{\alpha\mathbf{k}s}$, where $\alpha = 1, 2, 3$ is the band index for the lowest lying and the two upper bands.

In order to self-consistently determine the above introduced mean fields, we look at the grand potential per lattice site

$$\omega = -\frac{T}{N} \sum_{\alpha, \mathbf{k}, s} \log[1 + \exp(-\xi_{\alpha\mathbf{k}s}/T)] + \frac{f(n^p, \eta)}{N}. \quad (18)$$

For given values of n^p and η , the chemical potential μ is implicitly given by solving

$$n = -\frac{\partial \omega}{\partial \mu} = \frac{1}{N} \sum_{\alpha, \mathbf{k}, s} n_{\text{F}}(\xi_{\alpha\mathbf{k}s}) \quad (19)$$

with the Fermi distribution function $n_{\text{F}}(x) = 1/(\exp(x/T) + 1)$. Self-consistency equations for n^p and η are found by extremizing the grand potential (18) to be

$$n^p = \frac{4}{N(\tilde{U}_p + 2\tilde{U}_d)} \sum_{\alpha, \mathbf{k}, s} n_{\text{F}}(\xi_{\alpha\mathbf{k}s}) \frac{\partial \xi_{\alpha\mathbf{k}s}}{\partial n^p} + \frac{2\tilde{U}_d n}{\tilde{U}_p + 2\tilde{U}_d} \quad (20)$$

and

$$\eta = \frac{-4}{N\tilde{V}_{pp}} \sum_{\alpha, \mathbf{k}, s} n_{\text{F}}(\xi_{\alpha\mathbf{k}s}) \frac{\partial \xi_{\alpha\mathbf{k}s}}{\partial \eta}. \quad (21)$$

Second-order phase boundaries for nematic ordering can be determined using the stability condition of ω by requiring

$$\left. \frac{\partial^2 \omega}{\partial \eta^2} \right|_{\eta=0} = \left(\frac{\tilde{V}_{pp}}{4} - \frac{1}{N} \sum_{\alpha, \mathbf{k}, s} \frac{1}{4T \cosh^2 \frac{\xi_{\alpha\mathbf{k}s}}{2T}} \left(\frac{\partial \xi_{\alpha\mathbf{k}s}}{\partial \eta} \right)^2 + \frac{1}{N} \sum_{\alpha, \mathbf{k}, s} n_{\text{F}}(\xi_{\alpha\mathbf{k}s}) \frac{\partial^2 \xi_{\alpha\mathbf{k}s}}{\partial \eta^2} \right) \Bigg|_{\eta=0} = 0. \quad (22)$$

This is equivalent to analyzing the linearized self-consistency equation for η . To additionally find first-order phase boundaries requires examining the grand potential for the global minimum.

2. Nematic-spin-nematic order

In complete analogy to the mean-field decoupling introduced above for the nematic order, we find the mean-field

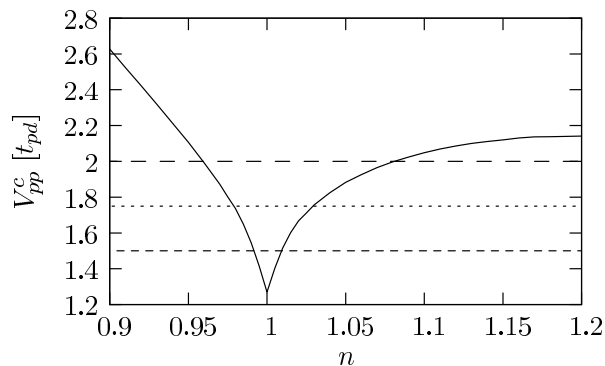


FIG. 3: The critical strength of the oxygen-oxygen interaction V_{pp}^c needed in order to enter a nematic phase as a function of hole density n for $t_{pp} = 0$. For numerical reasons, the calculation has been carried out at $T = 5 \cdot 10^{-4} [t_{pd}]$. The dashed lines denote the values of V_{pp} used for Fig. 5.

Hamiltonian for the nematic-spin-nematic ordering with non-vanishing η_s as defined in Eq. (5). We only have to replace the diagonal elements of the Hamiltonian (7) by the (now spin-dependent)

$$\xi_{xs} = \Delta + \tilde{U}_p \frac{n^p}{4} - sU_p \frac{\eta_s}{4} - \mu, \quad (23)$$

$$\xi_{ys} = \Delta + \tilde{U}_p \frac{n^p}{4} + sU_p \frac{\eta_s}{4} - \mu, \quad (24)$$

$$\xi_{ds} = \tilde{U}_d \frac{(n - n^p)}{2} - \mu, \quad (25)$$

and

$$\frac{f(n^p, \eta_s)}{N} = -\tilde{U}_p \frac{(n^p)^2}{8} + U_p \frac{\eta_s^2}{8} - \tilde{U}_d \frac{(n - n^p)^2}{4}. \quad (26)$$

The interaction parameters \tilde{U}_p and \tilde{U}_d are again given by Eqs. (15) and (17), respectively. Note that now, the interaction driving the instability is not the oxygen-oxygen nn interaction V_{pp} , but the oxygen on-site interaction U_p . This ordering is thus in direct competition with an overall magnetization m on the oxygen sites as given in Eq. (3). The critical U_p for a nematic-spin-nematic instability to occur is again determined by analyzing the stability condition for the corresponding grand potential, $\partial_{\eta_s}^2 \omega = 0$.

B. Results

1. Nematic order

Our goal is to investigate the effect each parameter has on the nematic instability. For this, we use the linearized self-consistency equation (22) to map out various phase boundaries in the parameter space. Due to the large parameter space of the three-band model we present results with $\Delta = 2.5$, $U_p = 3$ and $V_{pd} = 1$ as realistic

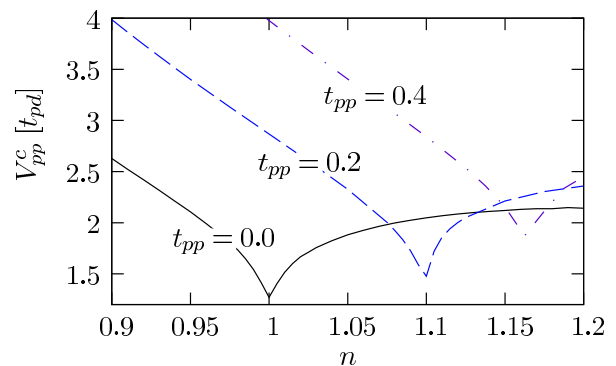


FIG. 4: Critical interaction strength for different values of the oxygen-oxygen hopping t_{pp} .

values for the cuprates. Realistic values for the O-O hopping and the Cu on-site interaction are $t_{pp} \approx 0.2-0.5$ and $U_d \approx 6-8$.^{21,22} After calculating a general phase diagram and looking at the influence of finite O-O hopping, we can thus for example analyze the effect of the Cu on-site interaction on the nematic phase formation.

IUC nematic ordering within this mean-field theory arises through a Stoner-type instability. It therefore requires a finite interaction strength for all hole densities away from the van Hove filling, where the diverging density of states allows for an instability at infinitesimal V_{pp} . Fig. 3 shows the critical oxygen-oxygen interaction strength V_{pp}^c needed to enter a nematic phase at $T \approx 0$ for Cu on-site interaction strength $U_d = 9$ and $t_{pp} = 0$ with the van Hove singularity at $n_{vH} = 1$. Note that the doping dependence of V_{pp}^c is not symmetric around the van Hove point. This is a multi-band effect and we will return to this in section III C.

The main effect of a finite oxygen-oxygen hopping t_{pp} is to shift the van Hove singularity to higher hole densities as can be seen in Fig. 4, where we show the hole-density dependence of V_{pp}^c for different t_{pp} . In addition we see that the nematicity is gradually suppressed upon an increase in t_{pp} , which reflects the fact that a finite t_{pp} adds to the two-dimensionality of the system. For the rest of this section, we will focus on the case of $t_{pp} = 0$.²⁸

We now turn to the T - n phase diagram shown in Fig. 5(a). For the phase diagram, we obtain the second-order phase boundary from the linearized self-consistency equation for $V_{pp} = 2, 1.75$ and 1.5 (dashed horizontal lines in Fig. 3). For $V_{pp} = 1.5$, a small dome almost symmetric around the van Hove filling is found while for higher V_{pp} , the dome becomes asymmetric with respect to the van Hove filling $n_{vH} = 1$. At low temperature, we expect the phase transition to be of first order as was shown for one-band models within mean-field theory in Ref.¹². Explicitly examining the full grand potential for V_{pp} , we indeed find second-order transitions at higher temperature, i.e. for hole densities in the middle of the dome and first-order transitions for densities at the border of the dome, as indicated for $V_{pp} = 2$ by the solid

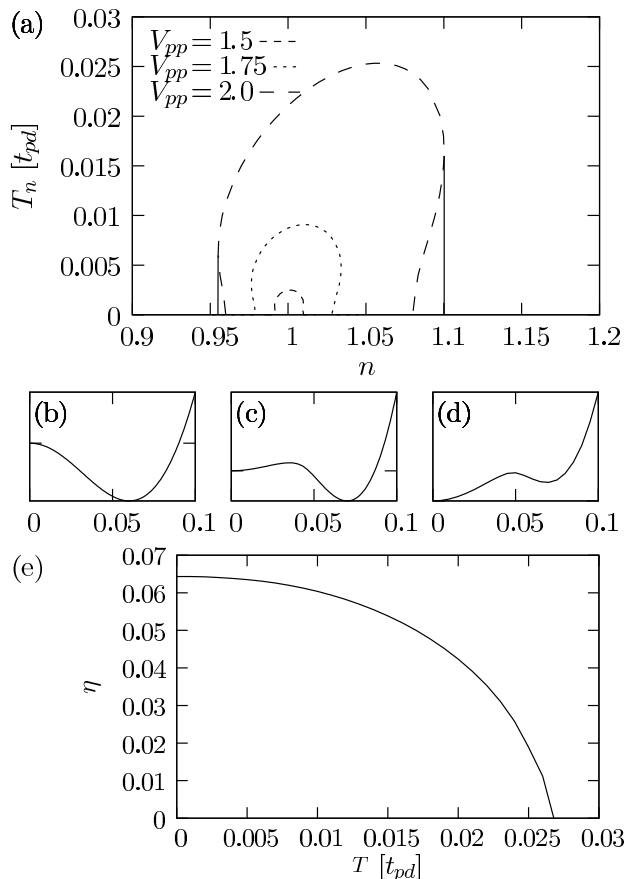


FIG. 5: (a) Phase diagram for the different values of the O-O nearest-neighbor interaction $V_{pp} = 2, 1.75$ and 1.5 . At low temperature, there would be first-order transitions, only shown for $V_{pp} = 2$ by the solid lines, before the normal state becomes unstable (dashed lines). Figs. (b) - (d) show the free energy as a function of η for $n = 1.05$, $n = 1.095$ and $n = 1.105$ at $T = 0.001$, illustrating the first-order character of the low temperature transition. (e) The nematic order parameter η as a function of temperature for $U_d = 9$ and $n = 1.05$ showing the second-order transition at $T_c = 0.027$.

lines in Fig. 5(a). Note that in the case of a one-band description it was shown that fluctuations may make the first-order transitions continuous²³ and we thus expect a similar behaviour here.

To illustrate the first-order character of the low-temperature transition, Figs. 5(b)-(d) show the free energy as a function of η at $T \approx 0$ for a hole density n deep inside the phase, where the normal state is metastable, and where the nematic state is metastable. The second-order character of the transition on the top of the dome is best seen in the T dependence of the order parameter η . This dependence is shown in Fig. 5(e).

What is particularly noteworthy from our survey of parameter space is that the Cu on-site interaction U_d tends to stabilize the nematic phase as shown in Fig. 6. In fact we find that the effect of increasing U_d is almost the same as increasing V_{pp} as is apparent upon comparison

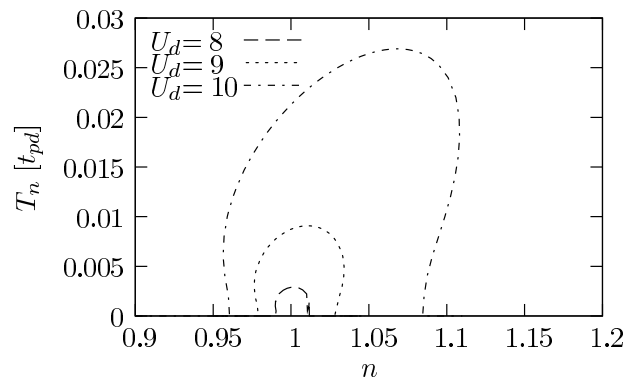


FIG. 6: Phase diagram for $V_{pp} = 1.75$ and different Cu on-site interaction strengths $U_d = 8, 9, 10$. Shown are again only ‘second-order’ phase boundaries.

of Figs. 5(a) and 6. As discussed in section III C, this is due to an increased hole density at the oxygen sites as well as a reduced level separation between the lowest lying bands for larger U_d .

2. Nematic-spin-nematic order

We only present the doping dependence of the critical oxygen on-site interactions U_p^c which drives the nematic-spin-nematic (see Fig. 7), as technical details of the self-consistency analysis for the nematic-spin-nematic phase are very much analogous to that for the nematic phase. For completeness, we also show the critical U_p for a ferromagnetic instability with m as defined in Eq. (3) and $\eta_s = 0$. This competing ferromagnetic instability is only favored over the nematic-spin-nematic order for $n < 1$ (electron doping). Notice that the magnitude of U_p^c for the nematic-spin-nematic order to occur is almost an order of magnitude larger than the magnitude of V_{pp}^c for the nematic instability. This is due to the fact that here, the holes on an oxygen site with spin s are only interacting with the holes on the same site with opposite spin, while for the nematic instability, the holes interact with the total hole density of all four neighboring oxygen sites.

Now we can compare the influence of various interaction strengths for nematic-spin-nematic ordering to that for nematic ordering. We find that U_d , Δ and t_{pp} have the same effect for both types of ordering: U_d increasing and Δ and t_{pp} decreasing the tendency towards both orders. However, increase in V_{pp} leads to larger U_p^c as it reduces hole occupation of the oxygen sites. We thus find that the interaction driving the nematic or nematic-spin-nematic instability hurts the occurrence of the respective other phase.

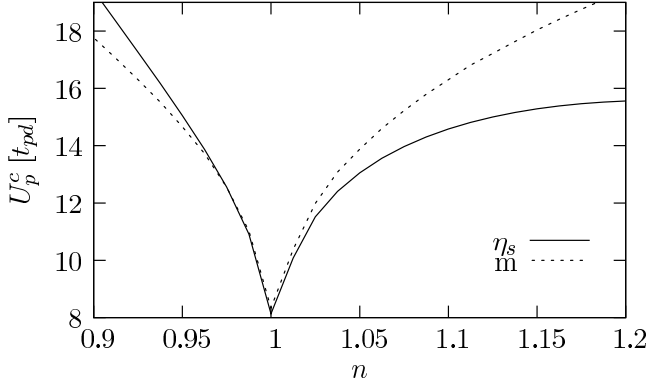


FIG. 7: Critical oxygen interaction strength for a nematic-spin-nematic (η_s) and a magnetic (m) instability on the oxygen sites. Here, $U_d = 9$, $V_{pd} = V_{pp} = 1$ and $t_{pp} = 0$.

C. Comparison to one-band model

In this subsection, we highlight similarities and differences between the mean-field theory of the three-band Emery model and previous studies of effective one-band models. We first derive effective attractive interactions in spin-symmetric and antisymmetric channels with $d_{x^2-y^2}$ symmetry for the lowest band of non-interacting model, in terms of *repulsive* oxygen-oxygen interactions. We then discuss the multi-band effect in the ‘‘Stoner-like’’ self-consistency condition.

In order to see how V_{pp} and U_p lead to effective attractive interactions for the lowest lying band $\xi_{1\mathbf{k}s}^0$, we express the interaction term in the diagonal basis $\hat{c}_{\alpha\mathbf{k}s}$ of the non-interacting Hamiltonian (setting $t_{pp} = 0$). In this basis the oxygen operators read (see App. A)

$$\hat{p}_{x\mathbf{k}s} = -\tilde{\gamma}_{1x}v_{\mathbf{k}}\hat{c}_{1\mathbf{k}s} - \tilde{\gamma}_{1y}\hat{c}_{2\mathbf{k}s} + \tilde{\gamma}_{1x}u_{\mathbf{k}}\hat{c}_{3\mathbf{k}s}, \quad (27)$$

$$\hat{p}_{y\mathbf{k}s} = -\tilde{\gamma}_{1y}v_{\mathbf{k}}\hat{c}_{1\mathbf{k}s} - \tilde{\gamma}_{1x}\hat{c}_{2\mathbf{k}s} + \tilde{\gamma}_{1y}u_{\mathbf{k}}\hat{c}_{3\mathbf{k}s}, \quad (28)$$

where $u_{\mathbf{k}} = \cos \frac{\omega_{\mathbf{k}}}{2}$, $v_{\mathbf{k}} = \sin \frac{\omega_{\mathbf{k}}}{2}$ with

$$\omega_{\mathbf{k}} = \arctan \left(\frac{2\sqrt{\gamma_1^2(k_x) + \gamma_1^2(k_y)}}{\Delta} \right), \quad (29)$$

and

$$\tilde{\gamma}_{1i} = \frac{\gamma_1(k_i)}{\sqrt{\gamma_1^2(k_x) + \gamma_1^2(k_y)}}, \quad i = x, y \quad (30)$$

with $\gamma_1(k_i) = -2t_{pd} \cos \frac{k_i}{2}$ as it was defined in Eq.(10). Note that the oxygen on-site interaction can be separated into spin-symmetric and antisymmetric parts as

$$\begin{aligned} & \frac{U_p}{N} \sum_{\mathbf{k}, \mathbf{k}'} \sum_{\nu=x,y} \hat{n}_{\nu\mathbf{k}\uparrow} \hat{n}_{\nu\mathbf{k}'\downarrow} \\ &= \frac{U_p}{2N} \sum_{\mathbf{k}, \mathbf{k}'} \sum_{\nu=x,y} \sum_{s,s'} (\hat{n}_{\nu\mathbf{k}s} \hat{n}_{\nu\mathbf{k}'s'} - ss' \hat{n}_{\nu\mathbf{k}s} \hat{n}_{\nu\mathbf{k}'s'}), \quad (31) \end{aligned}$$

while the oxygen nn interaction only has a spin-symmetric part. We now start by expressing the spin-symmetric part of the inter-oxygen interactions in the basis $\hat{c}_{\alpha\mathbf{k}s}$. The terms that only involve lowest bands are

$$\begin{aligned} & \frac{U_p}{4N} \sum_{\mathbf{k}, \mathbf{k}'} \sum_{s, s'} (\tilde{\gamma}_{1x}^2 \tilde{\gamma}_{1x'}^2 + \tilde{\gamma}_{1y}^2 \tilde{\gamma}_{1y'}^2) v_{\mathbf{k}}^2 v_{\mathbf{k}'}^2 \hat{n}_{1\mathbf{k}s} \hat{n}_{1\mathbf{k}'s'} \\ &+ \frac{2V_{pp}}{N} \sum_{\mathbf{k}, \mathbf{k}'} \sum_{s, s'} (\tilde{\gamma}_{1x}^2 \tilde{\gamma}_{1y'}^2 + \tilde{\gamma}_{1y}^2 \tilde{\gamma}_{1x'}^2) v_{\mathbf{k}}^2 v_{\mathbf{k}'}^2 \hat{n}_{1\mathbf{k}s} \hat{n}_{1\mathbf{k}'s'} \quad (32) \end{aligned}$$

with $\hat{n}_{1\mathbf{k}s} = \hat{c}_{1\mathbf{k}s}^\dagger \hat{c}_{1\mathbf{k}s}$ the density operator for the lowest lying band. Finally Eq.(32) can be reorganized into an isotropic part

$$\frac{\tilde{U}_p}{4N} \sum_{\mathbf{k}, \mathbf{k}'} \sum_{s, s'} v_{\mathbf{k}}^2 v_{\mathbf{k}'}^2 \hat{n}_{1\mathbf{k}s} \hat{n}_{1\mathbf{k}'s'} \quad (33)$$

where $\tilde{U}_p = (U_p + 8V_{pp})/2$, and the effective ‘‘ $F_{2,s}$ ’’ part

$$- \frac{\tilde{V}_{pp}}{4N} \sum_{\mathbf{k}, \mathbf{k}'} \sum_{s, s'} d_{\mathbf{k}} d_{\mathbf{k}'} v_{\mathbf{k}}^2 v_{\mathbf{k}'}^2 \hat{n}_{1\mathbf{k}s} \hat{n}_{1\mathbf{k}'s'} \quad (34)$$

where $\tilde{V}_{pp} = (8V_{pp} - U_p)/2$ and

$$d_{\mathbf{k}} = \frac{(\cos k_x - \cos k_y)}{(2 + \cos k_x + \cos k_y)}. \quad (35)$$

Some remarks are in order. Eq.(34) explicitly shows that repulsive V_{pp} leads to effective attractive interaction that can drive nematicity for the lowest lying band. It also shows that U_p hinders nematic ordering. Furthermore, we see that these inter-oxygen interactions are acting only on the portion of hole density in the lowest lying band $\xi_{1\mathbf{k}s}^0$ that can be attributed to oxygen occupation since the oxygen occupation number

$$n^p = \frac{1}{N} \sum_{\mathbf{k}, s} v_{\mathbf{k}}^2 n_F(\xi_{1\mathbf{k}s}^0). \quad (36)$$

Following the same procedure, the spin-antisymmetric part of Eq.(31) can be organized into an isotropic part and the effective ‘‘ $F_{2,a}$ ’’ part:

$$\begin{aligned} & - \frac{U_p}{8N} \sum_{\mathbf{k}, \mathbf{k}'} \sum_{s, s'} ss' v_{\mathbf{k}}^2 v_{\mathbf{k}'}^2 \hat{n}_{1\mathbf{k}s} \hat{n}_{1\mathbf{k}'s'} \\ & - \frac{U_p}{8N} \sum_{\mathbf{k}, \mathbf{k}'} \sum_{s, s'} ss' d_{\mathbf{k}} d_{\mathbf{k}'} v_{\mathbf{k}}^2 v_{\mathbf{k}'}^2 \hat{n}_{1\mathbf{k}s} \hat{n}_{1\mathbf{k}'s'}. \quad (37) \end{aligned}$$

We therefore find explicitly that oxygen nearest-neighbor and on-site interactions in the three-band model lead in a one-band model to attractive spin-symmetric and antisymmetric interactions of $d_{x^2-y^2}$ symmetry, $F_{2,s}$ and $F_{2,a}$, driving nematic and nematic-spin-nematic order, respectively.

We now turn to the multi-band effect in the linearized self-consistency equation (22). For the parameter space

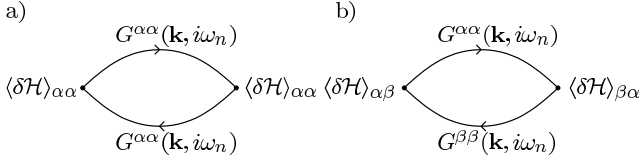


FIG. 8: The two bubble diagrams involved in the linearized self-consistency equation, where we have used the short notation $\langle \delta \mathcal{H} \rangle_{\alpha\beta} = \langle \alpha | \delta \mathcal{H} | \beta \rangle$.

of interest to the cuprates, only the lowest band of the (mean-field) Hamiltonian with energy $\xi_{1\mathbf{k}s}$ is filled at low temperatures. Hence, Eq. (22) amounts to

$$\left(\frac{\tilde{V}_{pp}}{4} - \frac{1}{N} \sum_{\mathbf{k},s} \frac{1}{4T \cosh^2 \frac{\xi_{1\mathbf{k}s}}{2T}} \left(\frac{\partial \xi_{1\mathbf{k}s}}{\partial \eta} \right)^2 + \frac{1}{N} \sum_{\mathbf{k},s} n_F(\xi_{1\mathbf{k}s}) \frac{\partial^2 \xi_{1\mathbf{k}s}}{\partial \eta^2} \right) \Bigg|_{\eta=0} = 0. \quad (38)$$

While the first line is the familiar result from one-band mean-field calculations with the second term being the familiar polarization bubble, the term on the second line has no analogue in simple single-band models. This term grows with total hole density and is thus responsible for the asymmetry around the van Hove filling found in Sec. III B.

To better understand Eq. (38), we interpret nematic order as a perturbation around the isotropic ($\eta = 0$) Hamiltonian $\mathcal{H}_{\mathbf{k}s}^{(\text{iso})}$ (as done in App. A for $t_{pp} = 0$) and write the derivatives in Eq. (38) in terms of the perturbation-theory expansion parameters, see Eqs. (A13) - (A15). Introducing the (isotropic) Green's functions $G_{\alpha}^{(\text{iso})}(\mathbf{k}, \omega_n) = (i\omega_n - \xi_{\alpha\mathbf{k}s}^{(\text{iso})})^{-1}$ with $\xi_{\alpha\mathbf{k}s}^{(\text{iso})} = \xi_{\alpha\mathbf{k}s}|_{\eta=0}$ the eigenenergies of $\mathcal{H}_{\mathbf{k}s}^{(\text{iso})}$ and using the relation

$$\sum_{\omega_n} G_{\alpha}^{(\text{iso})}(\mathbf{k}, \omega_n) G_{\alpha}^{(\text{iso})}(\mathbf{k} + \mathbf{q}, \omega_n) \Bigg|_{\mathbf{q} \rightarrow 0} = \frac{n_F(\xi_{\alpha\mathbf{k}s}^{(\text{iso})}) - n_F(\xi_{\alpha\mathbf{k}+\mathbf{q}s}^{(\text{iso})})}{\xi_{\alpha\mathbf{k}s}^{(\text{iso})} - \xi_{\alpha\mathbf{k}+\mathbf{q}s}^{(\text{iso})}} \Bigg|_{\mathbf{q} \rightarrow 0} = \frac{\partial n_F(\xi_{\alpha\mathbf{k}s}^{(\text{iso})})}{\partial \xi}, \quad (39)$$

we find

$$\frac{1}{N} \sum_{\mathbf{k},s} \frac{1}{4T \cosh^2 \frac{\xi_{1\mathbf{k}s}}{2T}} \left(\frac{\partial \xi_{1\mathbf{k}s}}{\partial \eta} \right)^2 \Bigg|_{\eta=0} = \frac{1}{N} \sum_{\mathbf{k}s} G_1^{(\text{iso})}(\mathbf{k}, \omega_n) G_1^{(\text{iso})}(\mathbf{k}, \omega_n) \langle 1 | \delta \mathcal{H} | 1 \rangle, \quad (40)$$

the familiar polarization bubble as depicted in Fig. 8(a). For the case of multiple bands, also inter-band interactions should be taken into account as indicated by

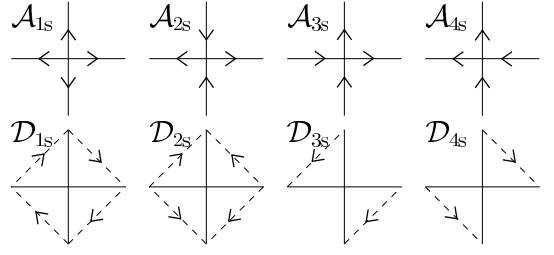


FIG. 9: The different current patterns arising from the operators \mathcal{A}_{1-4s} in Eqs. (42) and (43) and \mathcal{D}_{1-4s} in Eqs. (46) - (48). Combining \mathcal{A}_{2s} with \mathcal{D}_{2s} leads to the loop-current phase Θ_I , while \mathcal{A}_{3s} (\mathcal{A}_{4s}) combined with \mathcal{D}_{3s} (\mathcal{D}_{4s}) leads to Θ_{II} .

Fig. 8(b). The corresponding expression yields

$$\begin{aligned} & \sum_{\alpha \neq \beta} \sum_{\mathbf{k}, \omega_n} G_{\alpha}^{(\text{iso})}(\mathbf{k}, \omega_n) G_{\beta}^{(\text{iso})}(\mathbf{k}, \omega_n) |\langle \alpha | \delta \mathcal{H} | \beta \rangle|^2 \\ &= \sum_{\alpha \neq \beta} \sum_{\mathbf{k}} \left[n_F(\xi_{\alpha\mathbf{k}s}^{(\text{iso})}) - n_F(\xi_{\beta\mathbf{k}s}^{(\text{iso})}) \right] \frac{|\langle \alpha | \delta \mathcal{H} | \beta \rangle|^2}{\xi_{\alpha\mathbf{k}s}^{(\text{iso})} - \xi_{\beta\mathbf{k}s}^{(\text{iso})}} \\ &= \frac{1}{N} \sum_{\mathbf{k},s} n_F(\xi_{1\mathbf{k}s}) \frac{\partial^2 \xi_{1\mathbf{k}s}}{\partial \eta^2} \Bigg|_{\eta=0}, \quad (41) \end{aligned}$$

where in the last step we have used Eq. (A15) and the fact, that only the lowest band is occupied for low temperatures. The asymmetry is thus a multi-band effect unlike the asymmetry found in Ref.¹², which is due to an asymmetric density of states. It is now clear why the asymmetry only appears for large values of V_{pp} : only when the O-O nn interaction is comparable to the band separation, the influence of this term becomes visible. Increasing U_d has then two effects, both enhancing nematicity: in addition to increasing the hole density on the oxygen sites, it shifts the lowest band slightly up in energy, decreasing the level separation to the second band, hence increasing the importance of the inter-band term. This explains why an increase in U_d has such a similar effect as an increase in V_{pp} .

IV. LOOP CURRENTS

In the loop-current picture, the staggered magnetic moments observed in experiments¹ originate in circulating electron currents around O-Cu-O triangles within the unit cell. This phase was introduced and analyzed in a mean-field approach by Varma.⁵ Stipulating a Cu-O hopping integral that depends on the hole doping and a vanishing charge-transfer gap, a phase-diagram was drawn in qualitative agreement with the pseudogap phase. While later exact diagonalization calculation on small clusters concluded that the energy scale of such current loops was too small to account for the phenomena associated with the pseudogap region,¹⁸ RG calculations for two-leg lad-

ders found incommensurate loop currents¹⁷ and a variational Monte Carlo study found that the Θ_{II} current pattern is stabilized in intermediate system sizes¹⁹.

In this section, our aim is not to answer the question whether such loop currents exist in the parameter range usually assumed for the cuprates, but again to investigate the microscopic origin and the influence of the various model parameters. This then allows for a comparison with the two orderings of the previous section.

A. Mean-field theory of loop currents

To analyze this loop phase, we perform a similar calculation as in Ref.⁵, however with some important differences: First, we only use the Hamiltonian as defined in Eqs. (1) and (2) without any implicit assumption regarding doping dependence of parameters. Further, our calculation includes the O-O nn interaction, which we decouple analogously to the Cu-O nn interaction. Finally, we do not reformulate the Hamiltonian in terms of flux through the Cu-O triangles, but decouple the nn interaction terms and directly solve for the self-consistent mean-field solution. Our conventional treatment of the problem leads to different doping dependence and an additional V_{pp} contribution compared to Ref.⁵.

We start with the interactions in Eq. (2) and follow the Cu-O-interaction decoupling of Varma⁵ by defining the operators

$$\mathcal{A}_{1/2is}^\dagger = \frac{1}{2} \left[(\hat{d}_{i,s}^\dagger \hat{p}_{i+\hat{x}/2,s} + \hat{d}_{i,s}^\dagger \hat{p}_{i-\hat{x}/2,s}) \pm (\hat{d}_{i,s}^\dagger \hat{p}_{i+\hat{y}/2,s} + \hat{d}_{i,s}^\dagger \hat{p}_{i-\hat{y}/2,s}) \right], \quad (42)$$

$$\mathcal{A}_{3/4is}^\dagger = \frac{i}{2} \left[(\hat{d}_{i,s}^\dagger \hat{p}_{i+\hat{x}/2,s} - \hat{d}_{i,s}^\dagger \hat{p}_{i-\hat{x}/2,s}) \pm (\hat{d}_{i,s}^\dagger \hat{p}_{i+\hat{y}/2,s} - \hat{d}_{i,s}^\dagger \hat{p}_{i-\hat{y}/2,s}) \right]. \quad (43)$$

Introducing the (complex) mean-field order parameters

$$R_\nu e^{i\phi_\nu} = V_{pd} \sum_s \langle \mathcal{A}_{\nu s} \rangle \quad (44)$$

with $\langle \mathcal{A}_{\nu s} \rangle = \langle \mathcal{A}_{\nu is} \rangle$ independent of site i , the Cu-O interaction can straight-forwardly be mean-field decoupled in the Fock channel

$$-V_{pd} \sum_{i,\nu} \sum_{s,s'} \mathcal{A}_{\nu is}^\dagger \mathcal{A}_{\nu is'} \approx - \sum_{i,\nu,s} (R_\nu e^{-i\phi_\nu} \mathcal{A}_{\nu is} + \text{h.c.}) + \frac{N}{V_{pd}} \sum_\nu R_\nu^2. \quad (45)$$

The order parameters R_ν correspond to the current patterns shown in Fig. 9 and can again be classified according to the symmetries they break. We first note that \mathcal{A}_{1s} can not lead to a stationary current loop. Focussing for

the other order parameters again only on C_4 , \mathcal{I} , \mathcal{T} and combinations thereof, we find that the order parameter arising from \mathcal{A}_{2s} , corresponding to Θ_I in Ref.⁵, differs from the order parameters arising from \mathcal{A}_{3s} and \mathcal{A}_{4s} corresponding to the Θ_{II} phase, in that it preserves $C_4 \circ \mathcal{T}$ (see Tab. I).

Next, we similarly look at the O-O interaction. For the decoupling, we again introduce operators of distinct symmetry,

$$\mathcal{D}_{1/2is}^\dagger = \frac{1}{\sqrt{2}} \left(\hat{p}_{i-\hat{x}/2,s}^\dagger \hat{p}_{i+\hat{y}/2,s} \mp \hat{p}_{i+\hat{x}/2,s}^\dagger \hat{p}_{i+\hat{y}/2,s} + \hat{p}_{i+\hat{x}/2,s}^\dagger \hat{p}_{i-\hat{y}/2,s} \mp \hat{p}_{i-\hat{x}/2,s}^\dagger \hat{p}_{i-\hat{y}/2,s} \right) \quad (46)$$

and

$$\mathcal{D}_{3is}^\dagger = i \left(\hat{p}_{i+\hat{x}/2,s}^\dagger \hat{p}_{i+\hat{y}/2,s} - \hat{p}_{i-\hat{x}/2,s}^\dagger \hat{p}_{i-\hat{y}/2,s} \right), \quad (47)$$

$$\mathcal{D}_{4is}^\dagger = i \left(\hat{p}_{i-\hat{x}/2,s}^\dagger \hat{p}_{i+\hat{y}/2,s} - \hat{p}_{i+\hat{x}/2,s}^\dagger \hat{p}_{i-\hat{y}/2,s} \right). \quad (48)$$

This allows us to introduce (site-independent) mean-fields

$$R_\nu^p e^{i\phi_\nu^p} = V_{pp} \sum_s \langle \mathcal{D}_{\nu s} \rangle \quad (49)$$

and decouple the O-O interaction term in the Fock channel as

$$- \frac{V_{pp}}{2} \sum_{i,\nu} \sum_{s,s'} \mathcal{D}_{\nu is}^\dagger \mathcal{D}_{\nu is'} \approx - \frac{1}{2} \sum_{i,\nu,s} (R_\nu^p e^{-i\phi_\nu^p} \mathcal{D}_{\nu is} + \text{h.c.}) + \frac{N}{2V_{pp}} \sum_\nu (R_\nu^p)^2. \quad (50)$$

Looking at Fig. 9, we see that \mathcal{D}_{1s} only breaks time-reversal symmetry, while \mathcal{D}_{2s} leads to the Θ_I phase and $\mathcal{D}_{3/4s}$ to the Θ_{II} phase with the respective broken symmetries.

In the following, we are only interested in the phase Θ_{II} and therefore only keep the two order parameters $R_3 \equiv R$ and $R_3^p \equiv R_p$, which have the same symmetry and mix, finite. Analogously, we could also choose R_4 and R_4^p (see Fig. 9). An order parameter yielding a current (rather than a bond-density) has to have an imaginary part and for simplicity, we set the phases to $\phi_3 = \phi_3^p = \pi/2$.²⁹ Note that non-zero R and R_p , while corresponding to non-zero loop-currents, do not guarantee the absence of macroscopic currents.

Contrary to Sec. III, where the mean-field decoupling led to a shift of the diagonal elements in the Hamiltonian, here it leads to new hopping elements in the Hamiltonian (7)

$$\tilde{\gamma}_1(k_i) = -2t_{pd} \cos \frac{k_i}{2} - iR \sin \frac{k_i}{2}, \quad (51)$$

and

$$\tilde{\gamma}_2(\mathbf{k}) = -4t_{pp} \cos \frac{k_x}{2} \cos \frac{k_y}{2} - iR_p \left(\sin \frac{k_x}{2} \cos \frac{k_y}{2} - \cos \frac{k_x}{2} \sin \frac{k_y}{2} \right). \quad (52)$$

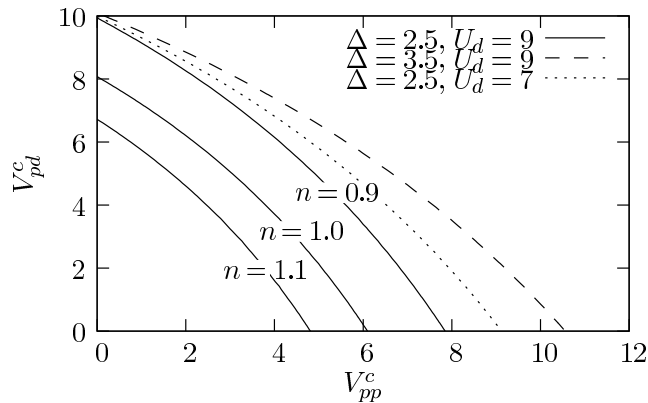


FIG. 10: Critical interactions (V_{pp}^c, V_{pd}^c) for $U_d = 9$, $U_p = 3$, $t_{pp} = 0.1$, $\Delta = 2.5$ and different hole densities. The dashed and dotted lines for $n = 0.9$ illustrate the influence of the Cu on-site interaction and the charge transfer gap.

For simplicity, we decouple the nearest-neighbor interaction only in the loop-current (Fock) channel and thus the diagonal elements yield

$$\xi_{x,y} = \Delta + U_p \frac{n^p}{4} - \mu, \quad (53)$$

$$\xi_d = U_d \frac{(n - n^p)}{2} - \mu, \quad (54)$$

and

$$\frac{f(n^p, R, R_p)}{N} = -\frac{(n^p)^2}{8} U_p - \frac{(n - n^p)^2}{4} U_d + \frac{R^2}{V_{pd}} + \frac{R_p^2}{2V_{pp}}. \quad (55)$$

To investigate the occurrence of instabilities, we need to account for the fact that the two order parameters R and R_p are coupled by symmetry. This means that we can not investigate their respective instabilities separately as done for the order parameters in the previous section. Instead, the pairs of critical interaction strengths (V_{pp}^c, V_{pd}^c) are given by a vanishing eigenvalue of the Hessian matrix of the grand potential ω ,

$$[\omega]_{\mu\nu} = \begin{pmatrix} \partial_R^2 \omega & \partial_R \partial_{R_p} \omega \\ \partial_{R_p} \partial_R \omega & \partial_{R_p}^2 \omega \end{pmatrix} \Big|_{R=R_p=0}. \quad (56)$$

B. Results

The solid lines in Fig. 10 show the curves (V_{pp}^c, V_{pd}^c) for $U_d = 9$, $U_p = 3$, $t_{pp} = 0.1$ and different hole densities. Due to coupling of the two order parameters R and R_p , the critical Cu-O nn interaction V_{pd}^c is reduced by a finite V_{pp} . We again study the influence of different parameters on the critical interaction values. As the dashed and the dotted lines for $n = 0.9$ show, increasing the charge transfer gap Δ or reducing the copper on-site interaction

U_d results in higher critical interaction strengths. However, this mainly affects V_{pp}^c due to the change in the oxygen hole occupancy, while V_{pd}^c is almost unchanged.

Contrary to the nematic and the nematic-spin-nematic order of the previous section, the critical interaction strengths here are monotonically decreasing with increasing hole density (see Fig. 10). This is due to the fact that the current loop in a mean-field approach arises due to a Fock-type rather than Hartree-type decoupling and hence not a Stoner-type instability. As the whole dispersion is altered by the decoupling, increasing the hole density in the lowest band increases the tendency towards loop currents. In order to find a phase diagram as found in the cuprates, additional assumptions to the model have to be made, such as a density-dependent hopping, e.g. of the form $t_{pd} \rightarrow t_{pd}|x|$ with $x = n - 1$, as in Varma's analysis.⁵

V. DISCUSSION AND CONCLUSIONS

Starting from a three-band model and applying a mean-field approach - despite its obvious shortcomings - we gained valuable insights about the microscopic repulsive interactions that can promote various IUC orders. We found that the Cu on-site interaction U_d increases the tendency towards all the studied orderings by shifting more holes to the oxygens. The charge transfer gap Δ has the opposite effect. Also, different interaction parameters affect the different instabilities differently: while the O on-site repulsion U_p only favors the nematic-spin-nematic phase and the Cu-O repulsion V_{pd} the loop currents, the nearest-neighbor O-O repulsion V_{pp} helps both, the nematic and the loop-current phase (see Tab. II for a summary of all the model parameters). Further, we could microscopically motivate attractive interactions $F_{2,s}$ and $F_{2,a}$ with a repulsive (longer-ranged) O-O repulsion V_{pp} and O on-site repulsion U_p , respectively

A comment on the magnitude of the interactions necessary found here is in order: the energy scale of the pseudogap phase in the cuprates is of order 100 Kelvin. For any of the above phases to reach to such high temperatures, unrealistically large interactions are needed within our mean-field calculation. Looking at the nematic phase for example and taking $t_{pd} \approx 1eV$, V_{pp} needs to be of order $2t_{pd}$ as can be deduced from Fig. 5(a). Also, increasing the Cu on-site interaction strength U_d to enter a nematic phase leads to unphysically large values. For

	U_d	U_p	V_{pd}	V_{pp}	t_{pp}	Δ
nematic	+	-	-	+	-	-
nematic-spin-nematic	+	+	-	-	-	-
Θ_{II} loop current	+	-	+	+	-	-

TABLE II: Summary of the effect of the different parameters in the Emery model on the different IUC orders, where + denotes a parameter that helps a specific order and a - denotes a hindering parameter.

the nematic-spin-nematic phase, the respective interactions need to be even larger as can be seen in Fig. 7. Finally, for the loop-current phase, we deduce values for the critical interaction strengths from Fig. 10, that are much higher than realistically expected. However, the aim of our analysis is not to answer whether these phases exist in the cuprates - a mean-field analysis would certainly not be the appropriate approach for such a task - but to analyze these different IUC orderings within the same framework.

We can also draw some conclusions about the competition or coexistence of the IUC-ordered phases from our calculation. Even though symmetry allows the two orders discussed in Sec. III, the nematic and the nematic-spin-nematic, to coexist independently, they are promoted by different interactions, V_{pp} and U_p , each hurting the respective other phase. In addition, both depend in a mean-field picture on the presence of a van Hove singularity. Even if the interactions were tuned in a way as to allow for both instabilities, having one kind of order removes already the high density of states from the Fermi level, thus preventing the system from entering the other phase. In contrast, the loop-current phase is promoted by the same interaction as the nematic phase, V_{pp} , and does not depend on a high density of states at the Fermi level. A deformation of the Fermi surface has thus no direct influence on this instability. Being of different symmetry, a nematic and a loop-current phase can therefore coexist in general independently.

The mean-field analysis and our exploration of the rich phase space of the three-band Emery model in this paper can serve as a stepping stone towards more sophisticated calculations of IUC orders and their interdependence. For instance, extension of the calculations in^{13,15} to the case of three bands might provide further valuable insight. In particular, investigation of the interplay between these IUC orders and superconductivity in a genuinely strong coupling approach will be of great interest. As superconductivity cannot be accessed within mean-field theory with purely repulsive interactions, we left out this important issue altogether³⁰.

The possible coexistence of nematic and loop-current phases we find in this work is interesting in light of experimental observations of both IUC nematic order^{6,7} and IUC staggered magnetism in underdoped YBCO¹. On the other hand, in Hg-compounds only IUC staggered magnetism has been observed². In order to test whether coexistence of both orders is a generic feature, we propose a measurement of anisotropy in the Nernst effect in the presence of a symmetry breaking field on Hg-compounds. For example, an in-plane magnetic field could align possibly existing nematic domains in Hg-compounds which is tetragonal otherwise, much in the same manner as in Sr₃Ru₂O₇²⁴.

Appendix A: $t_{pp} = 0$ analysis

In this appendix, the case $t_{pp} = 0$ is investigated for $\eta \rightarrow 0$ for which we write the Hamiltonian (7) as

$$\mathcal{H}_{\mathbf{k}s} = \mathcal{H}_{\mathbf{k}s}^{(\text{iso})} + \eta \delta \mathcal{H}_{\mathbf{k}s}, \quad (\text{A1})$$

where

$$\mathcal{H}_{\mathbf{k}s}^{(\text{iso})} = \begin{pmatrix} \xi_p^{(\text{iso})} & 0 & \gamma_1(k_x) \\ 0 & \xi_p^{(\text{iso})} & \gamma_1(k_y) \\ \gamma_1(k_y) & \gamma_1(k_x) & \xi_d^{(\text{iso})} \end{pmatrix} \quad (\text{A2})$$

and

$$\delta \mathcal{H}_{\mathbf{k}s} = \begin{pmatrix} -\frac{\tilde{V}_{pp}}{4} & 0 & 0 \\ 0 & \frac{\tilde{V}_{pp}}{4} & 0 \\ 0 & 0 & 0 \end{pmatrix} \quad (\text{A3})$$

with

$$\xi_p^{(\text{iso})} = \Delta + \tilde{U}_p \frac{n^p}{4} - \mu, \quad (\text{A4})$$

$$\xi_d^{(\text{iso})} = \tilde{U}_d \frac{(n - n^p)}{2} - \mu. \quad (\text{A5})$$

The unperturbed Hamiltonian (A2) can straightforwardly be diagonalized yielding the eigenenergies $\xi_{2\mathbf{k}s}^{(\text{iso})} = \xi_p^{(\text{iso})}$ and

$$\begin{aligned} \xi_{3/1\mathbf{k}s}^{(\text{iso})} &= \frac{1}{2}(\xi_p^{(\text{iso})} + \xi_d^{(\text{iso})}) \\ &\pm \sqrt{\frac{1}{4}(\xi_p^{(\text{iso})} - \xi_d^{(\text{iso})})^2 + \gamma_1^2(k_x) + \gamma_1^2(k_y)} \end{aligned} \quad (\text{A6})$$

with the corresponding states $|v_\alpha\rangle$ given by the eigenvectors

$$\vec{v}_1 = \begin{pmatrix} -\tilde{\gamma}_{1x} v_{\mathbf{k}} \\ -\tilde{\gamma}_{1y} v_{\mathbf{k}} \\ u_{\mathbf{k}} \end{pmatrix}, \quad \vec{v}_2 = \begin{pmatrix} -\tilde{\gamma}_{1y} \\ \tilde{\gamma}_{1x} \\ 0 \end{pmatrix}, \quad \vec{v}_3 = \begin{pmatrix} \tilde{\gamma}_{1x} u_{\mathbf{k}} \\ \tilde{\gamma}_{1y} u_{\mathbf{k}} \\ v_{\mathbf{k}} \end{pmatrix}. \quad (\text{A7})$$

In these equations, we introduced $u_{\mathbf{k}} = \cos \frac{\omega_{\mathbf{k}}}{2}$, $v_{\mathbf{k}} = \sin \frac{\omega_{\mathbf{k}}}{2}$ with

$$\omega_{\mathbf{k}} = \arctan \left(\frac{2\sqrt{\gamma_1^2(k_x) + \gamma_1^2(k_y)}}{\xi_p^{(\text{iso})} - \xi_d^{(\text{iso})}} \right) \quad (\text{A8})$$

and

$$\tilde{\gamma}_{1x(y)} = \frac{\gamma_1(k_{x(y)})}{\sqrt{\gamma_1^2(k_x) + \gamma_1^2(k_y)}}. \quad (\text{A9})$$

For $\eta \rightarrow 0$, we can thus express the eigenenergies in powers of η in a text-book perturbation-theory expansion,

$$\xi_{\alpha\mathbf{k}s} = \xi_{\alpha\mathbf{k}s}^{(\text{iso})} + \eta \xi_{\alpha\mathbf{k}s}^{(1)} + \eta^2 \xi_{\alpha\mathbf{k}s}^{(2)} + O(\eta^3), \quad (\text{A10})$$

with

$$\xi_{\alpha\mathbf{k}s}^{(1)} = \langle v_\alpha | \delta\mathcal{H} | v_\alpha \rangle \quad (\text{A11})$$

and

$$\xi_{\alpha\mathbf{k}s}^{(2)} = \sum_{\beta \neq \alpha} \frac{|\langle v_\alpha | \delta\mathcal{H} | v_\beta \rangle|^2}{\xi_{\alpha\mathbf{k}s}^{(\text{iso})} - \xi_{\beta\mathbf{k}s}^{(\text{iso})}}. \quad (\text{A12})$$

The derivatives appearing in the self-consistency equations (20), (21) and (22) can thus all be expressed analytically through Eq. (A10) yielding

$$\left. \frac{\partial \xi_{\alpha\mathbf{k}s}}{\partial n^p} \right|_{\eta=0} = \frac{\partial \xi_{\alpha\mathbf{k}s}^{(\text{iso})}}{\partial n^p}, \quad (\text{A13})$$

$$\left. \frac{\partial \xi_{\alpha\mathbf{k}s}}{\partial \eta} \right|_{\eta=0} = \xi_{\alpha\mathbf{k}s}^{(1)}, \quad (\text{A14})$$

$$\left. \frac{\partial^2 \xi_{\alpha\mathbf{k}s}}{\partial \eta^2} \right|_{\eta=0} = 2\xi_{\alpha\mathbf{k}s}^{(2)}. \quad (\text{A15})$$

Evaluating the derivatives for the oxygen hole density in Eq. (20), we find using (A13)

$$\left. \frac{\partial \xi_{1\mathbf{k}s}}{\partial n^p} \right|_{\eta=0} = \left(\frac{\tilde{U}_p}{4} + \frac{\tilde{U}_d}{2} \right) v_{\mathbf{k}} - \frac{\tilde{U}_d}{2}, \quad (\text{A16})$$

$$\left. \frac{\partial \xi_{2\mathbf{k}s}}{\partial n^p} \right|_{\eta=0} = \frac{\tilde{U}_p}{4} = \frac{\tilde{U}_p}{4} + \frac{\tilde{U}_d}{2} - \frac{\tilde{U}_d}{2}, \quad (\text{A17})$$

$$\left. \frac{\partial \xi_{3\mathbf{k}s}}{\partial n^p} \right|_{\eta=0} = \left(\frac{\tilde{U}_p}{4} + \frac{\tilde{U}_d}{2} \right) u_{\mathbf{k}} - \frac{\tilde{U}_d}{2}. \quad (\text{A18})$$

Using these derivatives, the self-consistency equation for the oxygen occupation number simplifies to

$$n^p = \frac{1}{N} \sum_{\mathbf{k},s} \left\{ v_{\mathbf{k}}^2 n_{\text{F}}(\xi_{1\mathbf{k}s}^{(\text{iso})}) + n_{\text{F}}(\xi_{2\mathbf{k}s}^{(\text{iso})}) + u_{\mathbf{k}}^2 n_{\text{F}}(\xi_{3\mathbf{k}s}^{(\text{iso})}) \right\} \quad (\text{A19})$$

Acknowledgements

We thank Steve Kivelson, Michael Lawler, Kyungmin Lee, Richard Scalettar, Eduardo Fradkin, Walter Metzner, Hiroyuki Yamase, Thomas Maier, Shiquan Su, Carsten Honerkamp, and Andre-Marie Tremblay for useful discussions. We acknowledge support from NSF Grant DMR-0520404 to the Cornell Center for Materials Research and from NSF Grant DMR-0955822.

-
- ¹ B. Fauqué, Y. Sidis, V. Hinkov, S. Pailhès, C. T. Lin, X. Chaud, and P. Bourges, *Phys. Rev. Lett.* **96**, 197001 (2006).
- ² Y. Li, V. Baledent, N. Barisic, Y. Cho, B. Fauque, Y. Sidis, G. Yu, X. Zhao, P. Bourges, and M. Greven, *Nature* **455**, 372 (2008).
- ³ V. Oganesyan, S. A. Kivelson, and E. Fradkin, *Phys. Rev. B* **64**, 195109 (2001).
- ⁴ C. Wu, K. Sun, E. Fradkin, and S.-C. Zhang, *Phys. Rev. B* **75**, 115103 (2007).
- ⁵ C. M. Varma, *Phys. Rev. B* **73**, 155113 (2006).
- ⁶ V. Hinkov, D. Haug, B. Fauqué, P. Bourges, Y. Sidis, A. Ivanov, C. Bernhard, C. T. Lin, and B. Keimer, *Science* **319**, 597 (2008).
- ⁷ R. Daou, J. Chang, D. LeBoeuf, O. Cyr-Choiniere, F. Laliberte, N. Doiron-Leyraud, B. J. Ramshaw, R. Liang, D. A. Bonn, W. N. Hardy, et al., *Nature* **463**, 519 (2010).
- ⁸ M. Lawler, K. Fujita, L. Jhinwhan, S. A. R., K. Y, K. C. Koo, H. Eisaki, U. S, J. C. Davis, S. J.P., et al., *Nature* **466**, 347 (2010).
- ⁹ H. Yamase and H. Kohno, *J. Phys. Soc. Jpn.* **69**, 2151 (2000).
- ¹⁰ H.-Y. Kee, E. H. Kim, and C.-H. Chung, *Phys. Rev. B* **68**, 245109 (2003).
- ¹¹ W. Metzner, D. Rohe, and S. Andergassen, *Phys. Rev. Lett.* **91**, 066402 (2003).
- ¹² H. Yamase, V. Oganesyan, and W. Metzner, *Phys. Rev. B* **72**, 035114 (2005).
- ¹³ C. J. Halboth and W. Metzner, *Phys. Rev. Lett.* **85**, 5162 (2000).
- ¹⁴ E. Gull, O. Parcollet, P. Werner, and A. J. Millis, *Phys. Rev. B* **80**, 245102 (2009).
- ¹⁵ S. Okamoto, D. Sénéchal, M. Civelli, and A.-M. S. Tremblay, *Phys. Rev. B* **82**, 180511 (2010).
- ¹⁶ S. A. Kivelson, E. Fradkin, and T. H. Geballe, *Phys. Rev. B* **69**, 144505 (2004).
- ¹⁷ P. Chudzinski, M. Gabay, and T. Giamarchi, *Phys. Rev. B* **76**, 161101 (2007).
- ¹⁸ R. Thomale and M. Greiter, *Phys. Rev. B* **77**, 094511 (2008).
- ¹⁹ C. Weber, A. Läuchli, F. Mila, and T. Giamarchi, *Phys. Rev. Lett.* **102**, 017005 (2009).
- ²⁰ V. J. Emery, *Phys. Rev. Lett.* **58**, 2794 (1987).
- ²¹ A. K. McMahan, J. F. Annett, and R. M. Martin, *Phys. Rev. B* **42**, 6268 (1990).
- ²² M. S. Hybertsen, M. Schlüter, and N. E. Christensen, *Phys. Rev. B* **39**, 9028 (1989).
- ²³ P. Jakubczyk, W. Metzner, and H. Yamase, *Phys. Rev. Lett.* **103**, 220602 (pages 4) (2009).
- ²⁴ R. A. Borzi, S. A. Grigera, J. Farrell, R. S. Perry, S. J. S.

Lister, S. L. Lee, D. A. Tennant, Y. Maeno, and A. P. Mackenzie, *Science* **315**, 214 (2007).

²⁵ K. Sun and E. Fradkin, *Phys. Rev. B* **78**, 245122 (2008).

²⁶ H. Yamase and W. Metzner, *Phys. Rev. B* **75**, 155117 (2007).

²⁷ Other IUC-ordering possibilities were considered e.g. by Sun et al.²⁵

²⁸ For $\eta \rightarrow 0$, we can then treat the nematic part of the Hamiltonian as a perturbation. This is especially useful for evaluating the linearized self-consistency equation (22),

which is done at $\eta = 0$. The details of this perturbation expansion are shown in App. A

²⁹ For the case, where only the Cu-O interaction is considered, Varma showed that this choice indeed minimizes the Energy.⁵

³⁰ Yamase and Metzner examined the competition between nematic and superconductivity within a mean-field approach in the presence of attractive interactions²⁶