

Elliptic and triangular flow of identified particles measured with ALICE detector at the LHC.

Mikołaj Krzewicki for the ALICE Collaboration.

NIKHEF, Science Park 105, 1098 XG Amsterdam, The Netherlands.

E-mail: mikolaj.krzewicki@cern.ch

Abstract. We report on the first measurements of elliptic and triangular flow for charged pions, kaons and anti-protons in lead-lead collisions at $\sqrt{s_{NN}} = 2.76$ TeV measured with the ALICE detector at the LHC. We compare the observed mass splitting of differential elliptic flow at LHC energies to RHIC measurements at lower energies and theory predictions. We test the quark coalescence picture with the quark number scaling of elliptic and triangular flow.

1. Introduction

Anisotropic flow [1], described by the coefficients in the Fourier expansion of the azimuthal particle distribution [2], is an important probe of collectivity in the system created in heavy ion collisions. The first measurement of elliptic flow (v_2) at the LHC shows an increase (with respect to RHIC energies) of the integrated value by about 30% and no significant increase of the p_t differential flow [3]. Hydrodynamical models [4] predict a rise of the radial expansion velocity from RHIC to the LHC energies which might explain this behaviour. Elliptic flow of identified hadrons is sensitive to the hydrodynamical radial expansion of the medium. Since flow develops into a common velocity field a mass-dependent shift towards higher momenta occurs giving rise to mass splitting and ordering of flow for different particle species. Triangular flow (v_3) of identified particles in hydrodynamics is expected to exhibit similar mass scaling and additionally it is expected to be a sensitive probe for the viscosity to entropy ratio η/s of the created medium [5]. The measurement of identified particle v_3 can therefore provide a constraint on η/s after more detailed theoretical calculations become available for LHC energies.

We present the measurement of identified particle v_2 , compare it to the RHIC measurement and test the quark number scaling in terms of transverse kinetic energy (KE_t scaling). For identified particle v_3 we present the first preliminary results.

2. Data analysis

For this analysis the standard ALICE minimum bias event selection was used together with an additional requirement on the primary vertex position $|z| < 7$ cm yielding a sample of around 4 million events. The collision centrality was determined using

the forward VZERO scintillator arrays [6]. Particle tracking was done using the time projection chamber (TPC) and the silicon inner tracking system with full azimuth coverage for $|\eta| < 0.8$. The particle identification was done by combining the time-of-flight (TOF) measurement with the energy loss measurement in the TPC. The purity was estimated to be better than 95% at $p < 3 \text{ GeV}/c$ for pions and kaons and at $p < 5 \text{ GeV}/c$ for protons. In order to reduce the contamination from non-primary particles the reconstructed particles were required to have a distance of closest approach to the primary vertex of less than 1 mm. Main sources of systematic uncertainty on the flow values considered in this analysis are non-flow, feed-down and centrality determination. In the following figures, uncertainty bands indicate systematic and statistical uncertainties added in quadrature. Elliptic flow is measured using the two-particle scalar product method [7] with a large η gap ($|\Delta\eta| > 1$) to reduce the contribution from short range non-flow correlations.

3. Results

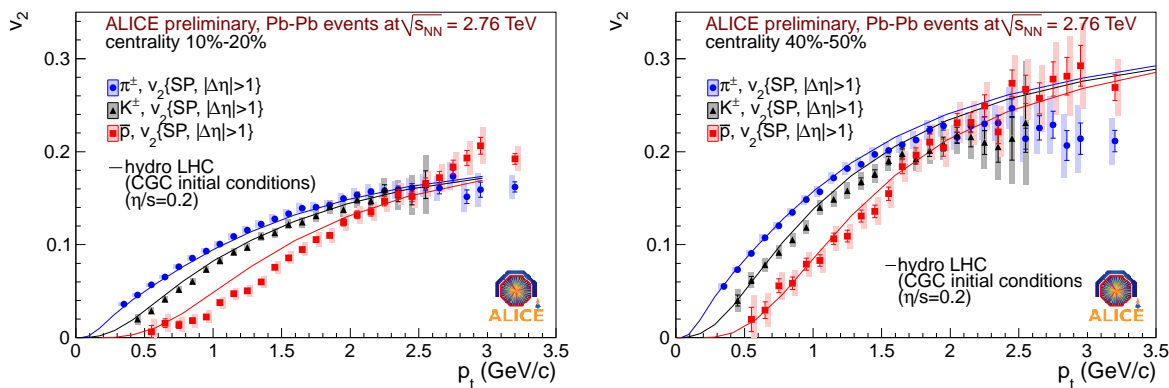


Figure 1. Identified particle elliptic flow in two centrality bins compared to a hydrodynamic prediction [4]. Theory describes the data well at low to intermediate p_t except for the anti-proton v_2 in the more central collisions (10%-20%).

Figure 1 shows elliptic flow measured for more central (10% – 20%) and more peripheral (40% – 50%) collisions overlaying a theoretical prediction from ideal hydrodynamics [4]. As can be seen, the theory is in agreement with the measurement for pions and kaons, but in the case of the more central events this model does not describe anti-protons. The measured v_2 is compared to the published results from the PHENIX [8] and STAR [9] collaborations in figure 2. Since PHENIX reports a combined result for pions and kaons we only compare the anti-proton results which show lower values in ALICE data consistent with larger radial flow at 2.76 TeV. In the comparison with STAR data we observe a larger mass splitting in both pion and anti-proton comparisons.

We report on the results at LHC energies of KE_t scaling, introduced and described in [10] and [11]. From figure 3 it can be seen that, within errors, the flow of pions and kaons follows the scaling while the flow of anti-protons deviates for the more central and

the more peripheral events.

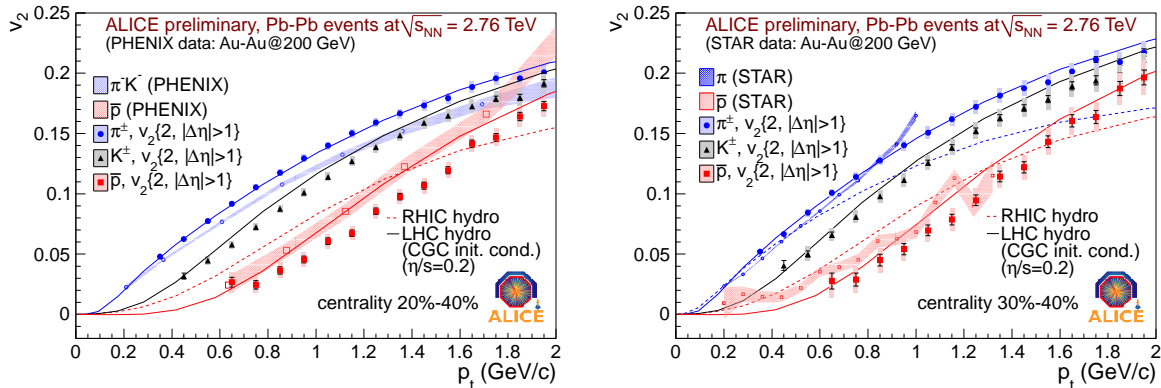


Figure 2. Elliptic flow for Pb-Pb at $\sqrt{s_{NN}} = 2.76$ TeV compared to RHIC results shows a larger mass splitting than at RHIC energies.

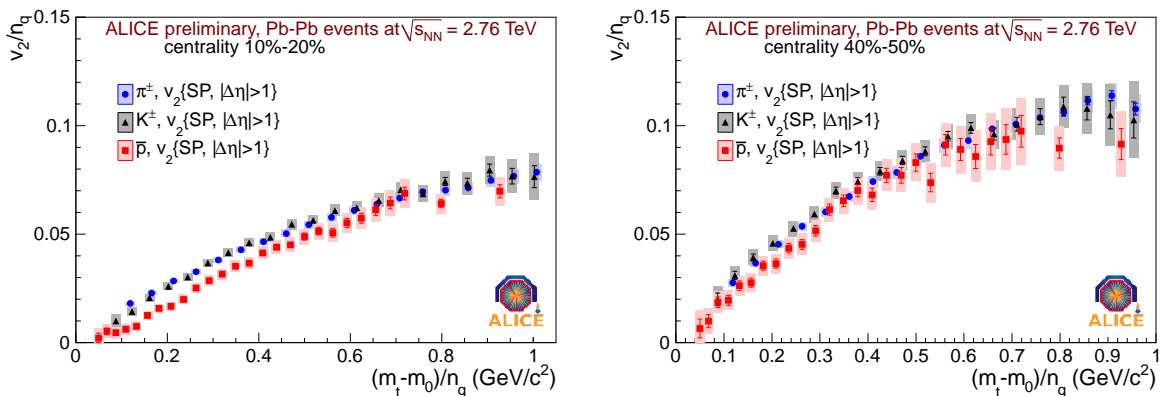


Figure 3. Elliptic flow per constituent quark vs. transverse kinetic energy per quark (the KE_t scaling) for more central (10% – 20%) and more peripheral (40% – 50%) Pb-Pb collisions at $\sqrt{s_{NN}} = 2.76$ TeV.

Triangular flow, depicted in figure 4, qualitatively exhibits the same features as elliptic flow, i.e. the mass splitting and mass ordering as expected from hydrodynamic models and a crossing point between pion and proton flow at intermediate p_t as expected from the quark coalescence picture. Similarly to elliptic flow, triangular flow shows deviations from KE_t scaling (see figure 5).

4. Summary

We presented the p_t differential elliptic flow of identified particles for Pb-Pb collisions at $\sqrt{s_{NN}} = 2.76$ TeV measured with ALICE and compared it to measurements at RHIC energies and a hydrodynamic model. The model correctly describes elliptic flow of pions and kaons, but overpredicts the flow of protons for more central collisions. Compared to the RHIC data we observed a larger mass splitting, mostly apparent in the proton flow.

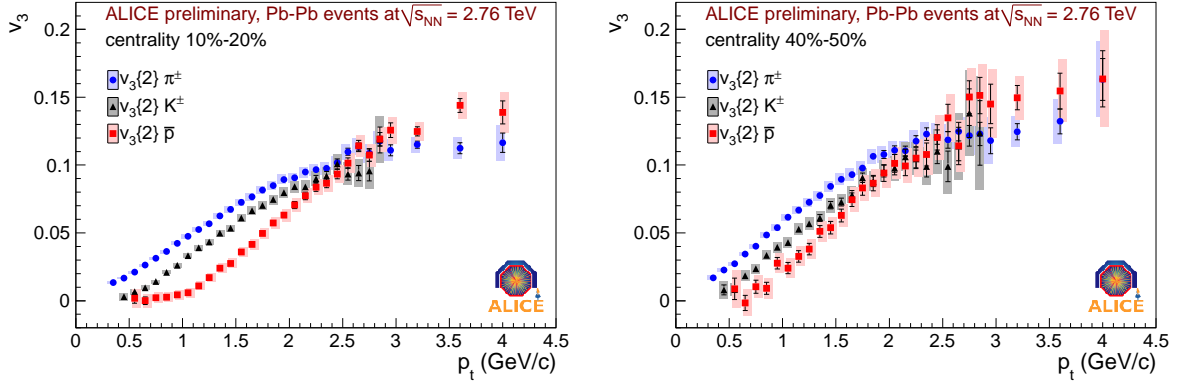


Figure 4. Triangular flow for more central (10% – 20%) and more peripheral (40% – 50%) Pb-Pb collisions at $\sqrt{s_{NN}} = 2.76$ TeV.

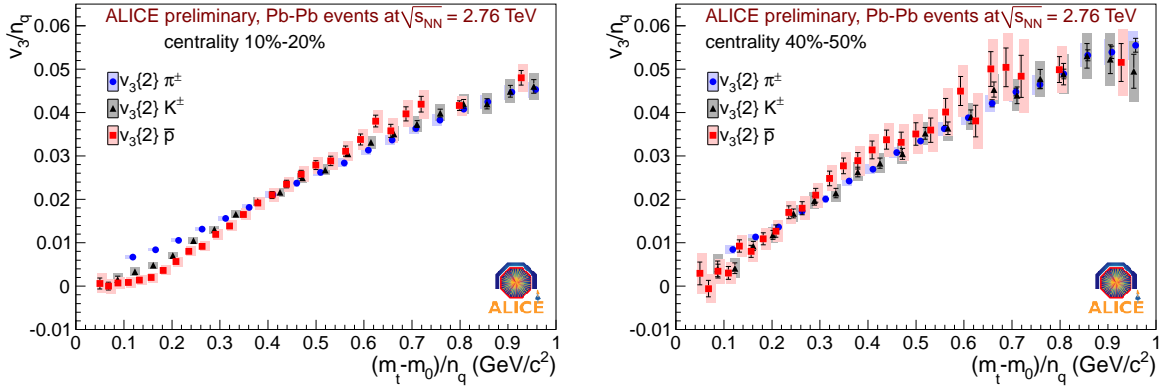


Figure 5. KE_t scaling of triangular flow for more central (10% – 20%) and more peripheral (40% – 50%) Pb-Pb collisions at $\sqrt{s_{NN}} = 2.76$ TeV.

We also showed deviations of elliptic flow from KE_t scaling. Additionally we presented the first measurement of p_t differential triangular flow of identified particles at the LHC. We observed that v_3 has features similar to v_2 , i.e. mass scaling and a crossing point for pions and protons at intermediate p_t .

References

- [1] J.Y.Ollitrault, Phys. Rev. D 46, 229 (1992).
- [2] S.Voloshin, Y.Zhang, Z. Phys. C 70, 665 (1996).
- [3] K.Aamodt *et al.* (ALICE Collaboration), Phys. Rev. Lett. 105, 252302 (2010).
- [4] Chun Shen, Ulrich W.Heinz, Pasi Huovinen, Huichao Song, c arXiv:1105.3226v1.
- [5] B.H.Alver, C.Gombeaud, M.Luzum, J.Y.Ollitrault, Phys. Rev. C 82, 034913 (2010).
- [6] A.Toia, these proceedings.
- [7] C.Adler *et al.* (STAR Collaboration), Phys. Rev. C 66, 034904 (2002).
- [8] S.S.Adler *et al.* (PHENIX Collaboration), Phys. Rev. Lett. 91, 182301 (2003).
- [9] B.I.Abelev *et al.* (STAR Collaboration), Phys. Rev. C 77, 054901 (2008).
- [10] A.Adare *et al.* (PHENIX collaboration), Phys. Rev. Lett. 98, 162301 (2007).
- [11] A.Taranenko (for the PHENIX Collaboration), J. Phys. G 34, S1069-1072 (2007).