

Total cross-section for Higgs boson hadroproduction with anomalous Standard-Model interactions

Charalampos Anastasiou

Institute for Theoretical Physics, ETH Zurich, 8093 Zurich, Switzerland
E-mail: babis@phys.ethz.ch

Stephan Buehler

Institute for Theoretical Physics, ETH Zurich, 8093 Zurich, Switzerland
E-mail: buehler@itp.phys.ethz.ch

Franz Herzog

Institute for Theoretical Physics, ETH Zurich, 8093 Zurich, Switzerland
E-mail: fherzog@itp.phys.ethz.ch

Achilleas Lazopoulos

Institute for Theoretical Physics, ETH Zurich, 8093 Zurich, Switzerland
E-mail: lazopoli@itp.phys.ethz.ch

ABSTRACT: We present a new program (`iHixs`) which computes the inclusive Higgs boson cross-section at hadron colliders. It incorporates QCD corrections through NNLO, real and virtual electroweak corrections, mixed QCD-electroweak corrections, quark-mass effects through NLO in QCD, and finite width effects for the Higgs boson and heavy quarks. `iHixs` can be used to obtain the most precise cross-section values in fixed order perturbation theory in the Standard Model. In addition, it allows for a consistent evaluation of the cross-section in modified Higgs boson sectors with anomalous Yukawa and electroweak interactions as required in extensions of the Standard Model. `iHixs` is interfaced with the LHAPDF library and can be used with all available NNLO sets of parton distribution functions.

KEYWORDS: QCD, NLO, NNLO, LHC, Tevatron.

1. Introduction

A major objective of experimental high energy physics is the discovery of the Higgs boson. Production cross-sections at hadron accelerator experiments are expected to be small. However, they are sufficiently significant in order for the Standard Model (SM) Higgs boson to be discovered soon in a variety of signatures. A remarkable progress in this direction has been made after the direct searches of LEP [1]. The TEVATRON [2] experiments have already demonstrated sensitivity to Higgs boson cross-sections of magnitudes as in the Standard Model. ATLAS and CMS have published limits on the inclusive cross-section using first LHC data [3, 4] accumulated in 2010. These searches are expected to yield tight constraints in their forthcoming updates with data from the 2011 runs.

Interactions in the Higgs sector of the Standard Model are only indirectly constrained experimentally. Theory-wise, a modified Higgs sector is a prerequisite for extensions of the Standard Model with a more appealing UV completion. When computing Higgs boson production cross-sections, it is necessary to allow for the possibility of Higgs boson interactions with modified couplings from their Standard-Model values.

At a hadron collider, the inclusive Higgs boson cross-section is most sensitive to the values of the quark Yukawa couplings. The main hadroproduction mechanism is gluon fusion which receives sizable contributions from top and bottom-quark loops. In Standard Model extensions, the mass of elementary particles may not originate entirely from the Higgs mechanism and, in addition, not yet discovered quarks may be postulated which also contribute to the cross-section. Very enhanced or very suppressed Higgs boson cross-sections may be obtained, as it occurs for example in a Standard Model with a fourth generation [5–8] and composite Higgs boson models [9–11] correspondingly.

Direct production from quark partons in hadrons (mainly the bottom and charm) may also become sizable in models with more than one Higgs doublet [12] or dynamically generated Yukawa couplings [13, 14]. In models with a perturbative Higgs sector, gluon fusion is likely less sensitive to modifications of the Higgs boson couplings to electroweak gauge bosons; these start contributing to the production of a single Higgs boson only at the two-loop level. The bulk of the generally small electroweak corrections is due to loops with light Standard Model quarks which have very well constrained electroweak couplings.

A light Higgs boson is expected to have a small decay width in the Standard Model. The width could be different in extensions of the Standard Model. For example, the Higgs boson could have a significant invisible decay width in scenaria with hidden sectors [15–17]. The width of the Higgs boson is expected to be large also for scenaria where a heavy mass is not disallowed.

The objective of this publication is to provide precise theory predictions for the production cross-section of a Higgs boson in the Standard Model and extensions which alter the interactions of the Higgs boson and quarks or electroweak gauge bosons. This publication is accompanied with a computer program, `iHixs`, for the precise calculation of inclusive Higgs boson cross-sections at the Tevatron and the LHC in such a general setup.

2. Features of `iHixs`

In the last two decades many theoretical studies lead to improved estimates of the Standard Model Higgs boson total cross-section at hadron colliders with a level of 10–20% precision. Using, extending and combining the available theoretical calculations has been proven to be a non-trivial task for both theorists and experimentalists. `iHixs` is an easy to use program which produces accurate predictions for the Higgs cross-section in the Standard Model and can be adapted readily for a large class of extensions of the Standard Model.

For the numerical evaluation of loop and phase-space integrals we have used a new Fortran package [18] of harmonic polylogarithms with complex arguments. For one-loop box and triangle master integrals with different internal masses we have used the library `OneL0op` of Ref. [19,20] which allows for complex masses. We have tested our implementation of all other one-loop master integrals against both `OneL0op` and the numerical program of Ref. [21].

`iHixs` computes the inclusive Higgs boson cross-section through next-to-next-to-leading-order (NNLO) in perturbative QCD. A large source of uncertainty for Higgs boson cross-sections at hadron colliders is the precision in the determination of the parton densities. It is therefore important to compare the effect of diverse existing determinations of parton densities on the Higgs cross-section, as well as future sets which will incorporate refined measurements and theory. `iHixs` allows these studies effortlessly. It is interfaced through the LHAPDF library [22] with all available parton distribution functions with a consistent evolution at NNLO [23–25]. Other sets of the library can be employed by simple modifications of the code.

`iHixs` allows the study of the Higgs boson invariant mass distribution for a finite width of the Higgs boson and compute the cross-section sampling over a Breit-Wigner distribution. This assumes that matrix-elements for the production of a Higgs boson decay factorize in matrix-elements for the production of a Higgs boson times matrix-elements for the decay. A grid of values for the branching ratios and the decay width of the Higgs boson in the mass range of interest is a necessary ingredient for `iHixs`. For the Standard Model (or models with very similar Higgs decay rates), `iHixs` uses a grid of values for the width and branching ratios that we produced with the program `HDECAY version 3.532` [26]. To study models where the width and branching ratios differ significantly from the SM, the user has to provide his own grid, in the form of a simple text file.

`iHixs` includes perturbative contributions for two production processes:

- gluon fusion
- bottom-quark fusion

2.1 Components of the gluon fusion cross-section in `iHixs`

The cross-section for the gluon fusion process in `iHixs` comprises:

1. leading order and next-to-leading order (NLO) QCD effects with exact quark-mass dependence. The number of quarks and their Yukawa couplings are arbitrary.

The required two-loop amplitude has been first computed in Ref. [27,28] where it was presented in the form of an integral representation¹. This was later expressed in terms of harmonic polylogarithms with the method of series expansion and resummation in Ref [31]. Independent analytic evaluations were performed in Refs [32,33].

The real radiation matrix-elements have been computed in Ref. [34,35] and recomputed for the purposes of several other publications including this one. Numerical implementations of the NLO QCD cross-section with full quark-mass effects in the Standard Model were made in Ref. [28] and in Refs [36,37].

2. NNLO QCD corrections, using heavy quark effective theory (HQET).

The NNLO Wilson coefficient for an arbitrary number of heavy quarks and Yukawa couplings has been computed in Ref. [11]. In the special case of Standard-Model Yukawa couplings this is equivalent to the Wilson coefficient of Ref. [38], while in the case of integrating out only a single heavy quark it yields the Wilson coefficient in Refs [39,40].

The NNLO phase-space integrated matrix-elements in HQET have been first evaluated in their threshold limit [41,42]. The complete NNLO correction has been computed in Refs [43–45].

3. two-loop electroweak corrections at leading order in α .

These include the full Standard Model contributions to the amplitude as computed in Ref. [46,47]². For a light Higgs boson, a dominant contribution to the two-loop amplitude is due to loops with light quarks [48]. We allow for a common re-scale factor of the HWW and HZZ couplings. This should be a sufficient parameter for models which have a custodial symmetry protection in order to comply with stringent constraints from electroweak precision tests³.

4. one-loop electroweak corrections for the real radiation processes $q\bar{q} \rightarrow gh$ and $qg \rightarrow qh$.

This amplitude has been first computed in Ref [49]. In this paper, we perform an independent calculation and present analytic formulae in terms of a basis of finite master integrals adding also contributions with massive quarks in the loop. Our results agree with the limit of zero Higgs boson mass of Ref. [49]⁴. Subprocesses with bottom quarks in the initial state have also been studied in [80] at a differential level.

¹First calculations of the two-loop amplitude in the infinite top-quark mass limit were performed in Refs [29,30]

²We thank the authors of Refs [46,47] for kindly providing a text file with the numerical values of the two-loop amplitude.

³Custodial symmetry protects from large corrections to the \hat{T} parameter; see, for example, the constraints on custodial symmetry breaking operators of the strongly interacting Higgs boson effective Lagrangian in [10].

⁴We were unable to compare with the analytic expressions for the electroweak amplitude of Ref. [49] due to the lack of an exact definition of the contributing “finite parts” from the divergent master integrals which were chosen as a basis.

5. mixed QCD and electroweak contributions with light quarks.

This contribution can be estimated by means of an effective field theory and the required Wilson coefficient computed in Ref. [50].

6. arbitrary Wilson coefficient for the $H\text{tr}(G_{\mu\nu}G^{\mu\nu})$ operator.

New physics at scales higher than the electroweak scale may introduce modifications to the gluon fusion cross-section which cannot be accounted for by modified Yukawa interactions and rescaling electroweak corrections. In such situations, `iHixs` allows to introduce corrections to the Wilson coefficient of the HQET theory. Given the non-discovery of new states with Tevatron and first LHC data, it is reasonable to anticipate that the new energy frontier is distant enough from the electroweak scale (higher than the top-quark mass) in order for an effective theory approach to be adequate.

2.2 Components of the bottom-quark fusion cross-section in `iHixs`

While the dominant production mode of the Higgs boson in the Standard Model is gluon fusion via a top-quark loop, a considerable correction of about 5% arises from bottom-quark loops. Another production channel based on bottom-quark fusion is $gg \rightarrow Hb\bar{b}$ [51–53]. In this channel the bottom-quarks are predominantly produced collinear to the gluons. The cross-section at fixed order in perturbation theory suffers from large logarithmic terms. However, these can be resummed into the bottom parton density, leading to another (mostly) single Higgs-boson production mechanism $b\bar{b} \rightarrow H$ [54–56]. We have therefore included this channel into `iHixs`.

The cross-section for bottom-quark fusion process in `iHixs` comprises the NNLO cross-section calculation of Harlander and Kilgore in Ref. [57]. This cross-section is important when the Yukawa couplings to bottom quarks are enhanced, as it may happen in models with more than one Higgs doublet. We have implemented the analytic formulae of Ref. [57] and computed the scale-dependent terms of the cross-section separately. We have checked that our numerical code agrees with the publicly available program of Ref. [58].

We included the bottom-fusion process in `iHixs` for the purposes of facilitating the simultaneous study of enhanced bottom Yukawa couplings in the production of a Higgs boson from bottom-quarks and in gluon fusion via bottom-quark loops. We note that the `iHixs` program can be adapted easily in order to compute the cross-section for Higgs production via the fusion of lighter quarks, such as the charm-quark, if necessary [14].

3. Higgs boson interactions

We consider a Higgs boson with interactions described by the Feynman rules:

$$\begin{array}{c}
 \begin{array}{c} \text{---} \\ \diagup \\ \text{---} \\ \diagdown \\ \text{---} \end{array} = Y_f \quad \left| \quad \begin{array}{c} \text{---} \\ \diagup \\ \text{---} \\ \diagdown \\ \text{---} \end{array} \right. \text{SM} \quad , \quad \begin{array}{c} \text{---} \\ \diagup \\ \text{---} \\ \diagdown \\ \text{---} \end{array} = \lambda_{ewk} \quad \left| \quad \begin{array}{c} \text{---} \\ \diagup \\ \text{---} \\ \diagdown \\ \text{---} \end{array} \right. \text{SM} .
 \end{array}$$

The triple-vertex Higgs-quark-quark is the product of an arbitrary, flavor dependent factor Y_f and the analogous Feynman rule in the Standard Model. `iHixs` permits an arbitrary number of quark flavors N_f in order to accommodate extensions of the Standard Model with novel quarks.

The Standard Model Feynman rules for the $H - W - W$ and $H - Z - Z$ vertices are rescaled by a global factor λ_{ewk} . We did not find it necessary to introduce a separate re-scaling factor for the W and Z boson vertices. The ratio of the coefficients of the corresponding operators is fixed by the custodial symmetry and very tightly constrained by electroweak precision tests [10].

4. Hadronic and partonic cross sections

We consider the production of a Higgs boson, $H(p_H)$, at a hadron collider, which decays to some combination of final state particles that will be collectively denoted by $\{H_{\text{final}}\}$:

$$\text{hadron}_1(P_1) + \text{hadron}_2(P_2) \rightarrow \{H(p_H) + X, (\text{other processes})\} \rightarrow \{H_{\text{final}}\} + X \quad (4.1)$$

The hadronic cross-section is given by the factorization theorem as,

$$\sigma_{\{H_{\text{final}}\}+X}^{\text{full}} = \sum_{i,j \in \text{partons}} \int dx_1 dx_2 f_i(x_1, \mu_f) f_j(x_2, \mu_f) \hat{\sigma}_{ij \rightarrow \{H_{\text{final}}\}+X}^{\text{full}}(\hat{s}, \mu_f) \quad (4.2)$$

where

$$\hat{s} = x_1 x_2 s, \quad s \equiv (P_1 + P_2)^2. \quad (4.3)$$

The indices i, j run over the flavours of initial state partons. The functions $f_i(x, \mu_f)$ are parton distribution functions in the $\overline{\text{MS}}$ -factorization scheme and μ_f is the factorization scale.

Singling out typically dominant contributions from resonant diagrams as $p_H^2 \rightarrow m_H^2$, we cast the partonic cross-section in the form

$$\hat{\sigma}_{ij \rightarrow \{H_{\text{final}}\}+X}^{\text{full}} = \hat{\sigma}_{ij \rightarrow \{H_{\text{final}}\}+X} + \hat{\sigma}_{ij \rightarrow \{H_{\text{final}}\}+X}^{\text{signal-bkg}} + \hat{\sigma}_{ij \rightarrow \{H_{\text{final}}\}+X}^{\text{bkg}}. \quad (4.4)$$

The first term on the right hand side corresponds to the square of the resonant Feynman-diagrams, the second term corresponds to the interference of resonant and non-resonant diagrams, and the last term is the square of diagrams without a resonant Higgs propagator. We shall refer to the first term as the ‘‘signal cross-section’’. It can be written as:

$$\hat{\sigma}_{ij \rightarrow \{H_{\text{final}}\}+X}(\hat{s}, \mu_f) = \int_{Q_a^2}^{Q_b^2} dQ^2 \frac{Q \Gamma_H(Q)}{\pi} \frac{\hat{\sigma}_{ij \rightarrow H}(\hat{s}, Q^2, \mu_f) \text{Br}_{H \rightarrow \{H_{\text{final}}\}}(Q)}{(Q^2 - m_H^2)^2}. \quad (4.5)$$

Q_a, Q_b define the experimentally accessible range for the invariant mass of the particle system originating from the decay of the intermediate Higgs boson. m_H is identified with the Higgs-boson mass. Away from the resonance region, $Q^2 \sim m_H^2$ the above equation is adequate for the signal cross-section. `iHixs` is dedicated to the evaluation of the ‘‘signal cross-section’’. A full description of the cross-section for a Higgs final state can be obtained

by adding to the “signal cross-section” the remaining two contributions of Eq. 4.4: a theoretical or experimental estimate of the background cross-section and a theoretical estimate of the signal-background interference.

In the resonant limit, $Q^2 \rightarrow m_H^2$, the signal cross-section is dominant and it becomes infinite at any fixed order in perturbation theory, for $Q^2 = m_H^2$ exactly. A resummation of resonant contributions at all orders is necessary in order to render the propagator finite in this limit. We remark that a resummation of partial perturbative corrections from all perturbative orders into the propagator of an unstable particle is a delicate theoretical issue [59, 60]. Historically, it has been treated with various prescriptions in the literature with varied success (see, for example, references in [61]). To a first approximation, the signal cross-section becomes:

$$\hat{\sigma}_{ij \rightarrow \{H_{\text{final}}\}+X}(\hat{s}, \mu_f) = \int_{Q_a^2}^{Q_b^2} dQ^2 \frac{Q\Gamma_H(Q)}{\pi} \frac{\hat{\sigma}_{ij \rightarrow H}(\hat{s}, Q^2, \mu_f) \text{Br}_{H \rightarrow \{H_{\text{final}}\}}(Q)}{(Q^2 - m_H^2)^2 + m_H^2 \Gamma_H^2(m_H)}. \quad (4.6)$$

$\Gamma_H(Q)$ is the decay-width of a Higgs-boson at rest with mass Q . In the zero Higgs boson width limit it reduces to the product of the partonic production cross-section $\hat{\sigma}_{ij \rightarrow H}$ for an on-shell Higgs boson times the branching ratio for its decay $\text{Br}_{H \rightarrow \{H_{\text{final}}\}}$. Performing the transformation

$$\frac{Q^2}{m_H^2} = 1 + \delta \tan(\pi y), \quad \delta \equiv \frac{\Gamma_H(m_H)}{m_H} \quad (4.7)$$

we obtain an equivalent integral with a better numerical convergence,

$$\hat{\sigma}_{ij \rightarrow \{H_{\text{final}}\}+X}(\hat{s}, \mu_f) = \int_{y_a}^{y_b} dy \frac{Q\Gamma_H(Q)}{m_H \Gamma(m_H)} \hat{\sigma}_{ij \rightarrow H}(\hat{s}, Q^2, \mu_f) \text{Br}_{H \rightarrow \{H_{\text{final}}\}}(Q). \quad (4.8)$$

The integration boundaries $y_{a,b}$ are computed from Eq. 4.7.

A light Higgs boson, as predicted in the Standard Model, has a rather small δ and it is often sufficient to take the $\delta = 0$ limit of the zero width approximation (ZWA). Existing experimental studies at hadron colliders [2–4] have always reported limits on the Higgs boson cross-section comparing with expectations in this approximation. However, recent years have witnessed the alarming trend of using this approximation in situations where it may be severely insufficient⁵. We therefore find it useful to dedicate a part of our numerical studies to Higgs bosons with a non-negligible width.

The width grows for heavier Higgs boson masses due to decays into electroweak gauge bosons. In extensions of the Standard Model, this feature may be more pronounced as new decay modes may be available. For such situations, the zero width approximation is poor. An integration over the Breit-Wigner distribution of Eq. 4.8 is a more accurate estimate of the signal cross-section. We also note that Eq. 4.8 convolutes with the branching ratio. For Higgs masses close to thresholds branching ratios are steeply changing; a naive estimate of the signal cross-section in the zero width approximation could also be unsafe.

`iHixs` allows the possibility for the calculation of the Higgs signal cross-section taking into account finite Higgs width effects by performing the integral of Eq. 4.8. Notice that

⁵for example, recent limits on the cross-section for a heavy Higgs boson [3]

the resummed expression of Eqs 4.6,4.8 is in good agreement with Eq. 4.5 away from the resonant region only when the partial width, $\Gamma_H(Q)\text{Br}_{H\rightarrow\{H_{\text{final}}\}}(Q)$, is computed at a variable Higgs-boson virtuality Q . Higgs decay rates are rather sensitive to the Higgs boson virtuality due to the many decay mechanisms which become available at diverse mass values. In order to use `iHixs` with an arbitrary BSM model, the user needs to provide a data file with the width and branching ratios of the Higgs boson as a function of the virtuality of the Higgs boson.

For the Standard Model, or models with similar enough width and branching ratios, we have generated a grid of values using the program `HDECAY` of Ref [26]⁶. We note that for large Higgs boson widths the description of the Higgs line-shape may require further improvements, both in the resonance region where a more sophisticated resummation framework could be employed [59] and, especially, for virtualities far from the Higgs boson mass where a dedicated estimation of the signal-background interference cross-section is needed. We believe that `iHixs` can provide a flexible enough platform for such modifications if need arises (e.g. with experimental evidence of a Higgs boson and the associated heavy particles which render the theory consistent with electroweak precision tests and unitarity bounds).

In the Standard-Model, it has been observed that significant cancelations due to interference of resonant and non-resonant diagrams take place at high invariant masses (Refs [62–65]). The magnitude of the “signal-background” cross-section is very important and cannot be neglected. `iHixs` takes into account only diagrams with an s-channel Higgs boson propagator. The line-shape away from the resonance is therefore poorly described. To improve upon this, we have implemented a prescription based on the resummation of $VV \rightarrow VV$ scattering amplitudes with the dominant contributions from both resonant and non-resonant Feynman diagrams [66] at the high energy regime. The contributions which unitarize the scattering amplitude for vector-boson scattering can be approximated with the amplitude for Goldstone boson scattering at high energies. Conveniently, the amplitude in this regime can be described in terms of an effective Higgs propagator. Ref [66] performs a Dyson re-summation of the tree-level Goldstone boson scattering amplitude leading to an “improved s-channel approximation”. In this framework, the Higgs propagator is modified according to the prescription:

$$\frac{i}{\hat{s} - m_H^2} \rightarrow \frac{i \frac{m_H^2}{\hat{s}}}{\hat{s} - m_H^2 + i\Gamma_H(m_H^2) \frac{\hat{s}}{m_H}}. \quad (4.9)$$

This prescription interpolates smoothly between two limits which are well described either by resummation or by fixed-order perturbation theory: the resonant region $Q \sim m_H$ and the high energy limit $Q \gg m_H$. We do not envisage Eq. 4.9 as the final step towards a precise description of the line-shape for the Higgs boson. However, it is a very useful diagnostic tool in order to assess how important the signal-background interference could be for a heavy Higgs boson. According to this prescription, the hadronic cross-section is

⁶For studies with `iHixs` where the `HDECAY` tabulated Higgs boson width and branching ratios are used we request that Ref [26] is also cited

computed as,

$$\begin{aligned} \hat{\sigma}_{ij \rightarrow \{H_{\text{final}}\}+X}(\hat{s}, \mu_f) &= \int_{y_a}^{y_b} dy \frac{Q\Gamma_H(Q)}{m_H\Gamma(m_H)} \hat{\sigma}_{ij \rightarrow H}(\hat{s}, Q^2, \mu_f) \text{Br}_{H \rightarrow \{H_{\text{final}}\}}(Q) \\ &\times f_{\text{seym}}(Q, m_H), \end{aligned} \quad (4.10)$$

with

$$f_{\text{seym}}(Q^2, m_H^2) \equiv \frac{m_H^4}{Q^4} \frac{\left(1 - \frac{Q^2}{m_H^2}\right)^2 + \delta^2}{\left(1 - \frac{Q^2}{m_H^2}\right)^2 + \delta^2 \frac{Q^4}{m_H^4}} \quad (4.11)$$

We emphasize once again that when Eq. 4.10 is used (**Seymour** option in **iHixs**) some signal-background interference effects which are dominant at very high invariant masses are taken into account. In contrast, Eq. 4.8 (**default** option in **iHixs**) computes purely the signal cross-section (only the square of resonant Feynman diagrams).

We believe that the Higgs boson line-shape will enjoy many future theoretical studies with improved resummation methods for resonant diagrams and matching to fixed-order perturbation theory away from the resonance region. In the course of these developments, new prescriptions which are not yet implemented in **iHixs** shall emerge. We have made efforts to be able to include such improvements readily in **iHixs**. For example, a method introduced recently in Ref. [67] requires that all virtual amplitudes must be computed with a complex Higgs virtuality Q^2 . This requirement is effortless to achieve in **iHixs** where we evaluate all QCD one and two-loop amplitudes using CHAPLIN [18] for harmonic polylogarithms with complex arguments. We defer to the future a conceptual appraisal and a numerical comparison of theoretically appealing approaches beyond the prescriptions of Eq. 4.8 and Eq. 4.10.

We now define the dimensionless ratios

$$\tau \equiv \frac{m_H^2}{s} \quad \hat{\tau} \equiv \frac{Q^2}{s} \quad z \equiv \frac{\hat{\tau}}{x_1 x_2} \quad (4.12)$$

The hadronic Higgs signal cross-section can be cast in the form

$$\begin{aligned} \sigma_{\{H_{\text{final}}\}+X} &= \sum_{i,j \in \text{partons}} \int_{y_a}^{y_b} dy \frac{Q\Gamma_H(Q)}{m_H\Gamma(m_H)} \text{Br}_{H \rightarrow \{H_{\text{final}}\}}(Q) f_{\text{seym}}(Q, m_H) \times \\ &\times \sum_{ij} \int \frac{dx}{x} dz \mathcal{L}_{ij}(x_1, x_2, \mu_f) \left[\frac{\hat{\sigma}_{ij \rightarrow H}(Q^2, z, \mu_f)}{z} \right], \end{aligned} \quad (4.13)$$

where

$$x_1 \equiv x, \quad x_2 \equiv \frac{\hat{\tau}}{xz}, \quad \mathcal{L}_{ij} \equiv [x_1 f_i(x_1)] [x_2 f_j(x_2)]. \quad (4.14)$$

In **iHixs** we have implemented the partonic cross-sections for two Higgs boson production channels:

- (i) bottom-quark fusion as in Ref. [57]
- (ii) gluon fusion.

Amplitudes for the two processes do not interfere and the two cross-sections can be computed independently.

We have faithfully adopted the definitions and analytic expressions for the partonic quark-fusion cross-sections of Ref. [57], where they have been computed through NNLO in the strong coupling expansion. We shall therefore not discuss this process any further, except for the presentation of numerical results with `iHixs`.

The perturbative evaluation of the gluon fusion cross-section has been the topic of numerous publications. Nevertheless, for the sake of clarity, we find it important to elaborate on our implementation of perturbative corrections for this process.

5. The gluon fusion process through NLO QCD

We cast the partonic cross-sections in the form

$$\frac{\hat{\sigma}_{ij \rightarrow H}(Q^2, z, \mu_f)}{z} = \frac{G_f \pi}{288\sqrt{2}} \sum_{p=0}^{\infty} \left(\frac{\alpha_s(\mu_r)}{\pi} \right)^{2+p} n_{ij}^{(p)}(Q^2, z, \mu_f, \mu_r), \quad (5.1)$$

where μ_r is the renormalization scale for the strong coupling.

The partonic cross sections $zn_{ij}^{(p)}$ at NLO and higher orders consist of virtual and real emission parts that are separately infrared divergent. We expose the infrared singularities of the real radiation matrix-elements by the method of plus-distribution subtractions. We then add the virtual part, the collinear counter term which has been generated from parton distribution factorization in the $\overline{\text{MS}}$ -factorization scheme and the renormalization counter terms in the $\overline{\text{MS}}$ -renormalization scheme. The resulting cross-section is finite and can be written as the sum of three distinct terms: a term proportional to $\delta(1-z)$ that corresponds to all contributions from leading order kinematics (virtual part plus δ -proportional terms from the integrated soft-collinear pieces), a ‘regular’ term that corresponds to higher order kinematics, and plus-distribution pieces, proportional to $\left[\frac{f(z)}{1-z} \right]_+$ for various $f(z)$.

We therefore write

$$n_{ij}^{(p)}(Q^2, z, \mu_f, \mu_r) = \sum_{k \in \{\delta, +, R\}} n_{ij;k}^{(p)}(Q^2, z, \mu_f, \mu_r) \quad (5.2)$$

5.1 LO: $gg \rightarrow h$

At leading order only the gluon gluon subprocess contributes. One obtains

$$n_{gg;\delta}^{(0)} = \left| \sum_q Y_q \tau_q \frac{3}{2} A(\tau_q) \right| \quad (5.3)$$

with

$$\tau_q \equiv \frac{4m_q(m_q - i\Gamma_q)}{Q^2} \quad (5.4)$$

and m_q being the mass of the heavy quark in the gluon fusion loop. The quantity $\tau_q \frac{3}{2} A(\tau_q)$ has the simple limits

$$\lim_{\tau_q \rightarrow \infty} \tau_q \frac{3}{2} A(\tau_q) = 1 \quad \lim_{\tau_q \rightarrow 0} \tau_q \frac{3}{2} A(\tau_q) = 0 \quad (5.5)$$

The full analytic expression is given by,

$$A(\tau_q) = 1 - \frac{1}{2} \frac{(1+x_q)^2}{(1-x_q)^2} H(0, 0; x_q) \quad (5.6)$$

with

$$x_q = \frac{-\tau_q}{(\sqrt{1-\tau_q} + 1)^2} \quad (5.7)$$

Note that the sum runs over all quarks in the model, and Y_q is as defined in the Feynman rules of Section 3.

5.2 NLO: $gg \rightarrow h + g$

The δ -part of the NLO correction to the gluon gluon subprocess can be written as

$$n_{gg;\delta}^{(1)} = |B|^2 \left[2\beta_0 \log \left(\frac{\mu_R^2}{\mu_F^2} \right) + \pi^2 \right] + \Re \left[B \sum_q V_q(\tau_q)^* \right] \quad (5.8)$$

where

$$B \equiv \sum_q Y_q \tau_q \frac{3}{2} A(\tau_q) \quad (5.9)$$

is the LO coefficient, and

$$V_q(\tau_q) = Y_q \frac{3}{8} M_{fin}^{(1)}(\tau_q) = Y_q \frac{\mathcal{G}_i^{2l}}{-2/3} \quad (5.10)$$

where $M_{fin}^{(1)}(\tau_q)$ can be found in eq.7.4 of ref. [32] and \mathcal{G}_i^{2l} can be found in eq.26-30 of ref. [33]. The plus distribution part is

$$n_{gg;+}^{(1)} = |B|^2 \left[-6 \log \left(\frac{\mu_F^2}{Q^2} \right) \left[\frac{1}{1-z} \right]_+ + 12 \left[\frac{\log(1-z)}{1-z} \right]_+ \right] \quad (5.11)$$

Finally, the regular part of the NLO gluon gluon correction is

$$\begin{aligned} n_{gg;R}^{(1)} = & \frac{3}{z(1-z)\lambda(1-\lambda)} \left\{ \frac{1}{2} z^4 \sum_{j=1}^4 \left| \sum_q A_{gggH}^{jq}(\tau_q) \right|^2 - (1-z+z^2)^2 |B|^2 \right\} \\ & + |B|^2 \left\{ 6 \left[p_{gg}(z) \log \left(\frac{(1-z)^2}{z} \right) - \log \left(\frac{z}{1-z} \right) \right] - 6 \log \left(\frac{\mu_F^2}{Q^2} \right) p_{gg}(z) \right\} \end{aligned} \quad (5.12)$$

with $p_{gg}(z)$ the gluon splitting kernel

$$p_{gg}(z) = \frac{1}{z} + z(1-z) - 2 \quad (5.13)$$

The form factors $A_{gggH}^{jq}(\tau_q)$ can be found in the Appendix B.2.

5.3 NLO: $q\bar{q} \rightarrow h + X$

The $q\bar{q}$ initial state starts contributing to the total cross section at order a_s^3 in QCD. There are also non-negligible mixed QCD-electroweak corrections, at order $a_s^2 a_{ewk}$ which we shall discuss later. The pure QCD corrections lead to the following coefficients:

$$n_{q\bar{q};\delta}^{(1)} = n_{q\bar{q};+}^{(1)} = 0 \quad (5.14)$$

$$n_{q\bar{q};R}^{(1)} = \frac{32}{27} \frac{(1-z)^3}{z} \left| \sum_q Y_q \tau_q A_{q\bar{q}gH}(z) \right|^2 \quad (5.15)$$

with $A_{q\bar{q}gH}(z)$ given in eq. B.5.

5.4 NLO: $qg \rightarrow h + X$

The gluon-quark initial state also contributes at order a_s^3 , and it receives similar mixed QCD-electroweak corrections of order $a_s^2 a_{ewk}$. The pure QCD coefficient is:

$$n_{qg;\delta}^{(1)} = n_{qg;+}^{(1)} = 0, \quad (5.16)$$

and

$$n_{qg;R}^{(1)} = \left\{ |B|^2 \left[\frac{C_F}{2} z - p_{gq}(z) \log \left(\frac{z}{(1-z)^2} \right) - p_{gq}(z) \log \left(\frac{\mu_F^2}{Q^2} \right) \right] + \int_0^1 d\lambda \frac{1}{(1-\lambda)_+} \left[\left| \sum_q Y_q \tau_q A_{q\bar{q}gH}(y\lambda) \right|^2 \frac{1 + (1-z)^2 \lambda}{z} \right] \right\} \quad (5.17)$$

with

$$y\lambda = \frac{-z}{(1-z)(1-\lambda)} \quad (5.18)$$

$$p_{gq}(z) = \frac{C_F}{2} \frac{1 + (1-z)^2}{z} \quad (5.19)$$

and $A_{q\bar{q}gH}(z)$ given in eq. B.5.

5.5 NLO: mixed QCD-EW corrections to $q\bar{q} \rightarrow H + g$ and $qg \rightarrow h + g$

The mixed QCD-electroweak contributions⁷ have the following structure:

$$n_{q\bar{q};R}^{(0)ewk} = \lambda_{ewk} \frac{8}{3} \frac{1-z}{z} \sum_q \sum_{X \in \{W_i, Z_i, H\}} \Re \left\{ \tau_q A_{qqgH}(z) c_{X,q} \cdot \left[F_{1,X,q}^* (s_{13}, s_{23}, s_{12}) \frac{s_{13}^2}{s_{12}} + F_{2,X,q}^* (s_{13}, s_{23}, s_{12}) \frac{s_{23}^2}{s_{12}} \right] \right\} \quad (5.20)$$

where $A_{q\bar{q}gH}(z)$ given in eq. B.5. The sum over X runs over all W and Z -like bosons in the model, as well as over the Higgs boson, while the sum over q runs over all heavy quarks, b, t, \dots , as before. The coupling $c_{X,q}$ contains Kronecker delta symbols which select specific initial state quarks, depending on X , as explained below.

⁷Note that these corrections are of order a_s^2 , so we denote them by $n_{q\bar{q}}^{(0)ewk}$.

- Z loops: For the initial state quarks $q \in \{u, d, c, s, b\}$ we have the following couplings

$$\begin{aligned}
\lambda_Z &= 2 \\
c_{Z,q} &= (\delta_{qu} + \delta_{qc})(v_{Z,u}^2 + a_{Z,u}^2) + (\delta_{qd} + \delta_{qs} + \delta_{qb})(v_{Z,d}^2 + a_{Z,d}^2) \\
v_{Z,u} &= \frac{g_w}{\cos \theta_w} \left(\frac{1}{2} - \frac{4}{3} \sin^2 \theta_w \right) \quad , \quad a_{Z,u} = \frac{g_w}{2 \cos \theta_w} \\
v_{Z,d} &= \frac{g_w}{\cos \theta_w} \left(-\frac{1}{2} + \frac{2}{3} \sin^2 \theta_w \right) \quad , \quad a_{Z,d} = \frac{g_w}{2 \cos \theta_w}
\end{aligned} \tag{5.21}$$

The form factor is identical for all initial state quarks and yields

$$\begin{aligned}
\mathcal{F}_1^{Zq} &= -m_z^2 A_{ewk}(s_{31}, s_{23}, s_{12}, Q, m_z) \\
\mathcal{F}_2^{Zq} &= -m_z^2 A_{ewk}(s_{23}, s_{31}, s_{12}, Q, m_z)
\end{aligned} \tag{5.22}$$

with $A_{ewk}(s, t, u, m_h, m_z)$ given in the Appendix in eq. B.7

- W loops: The couplings are given by

$$\lambda_W = 2, \quad c_{W,q} = (v_{W,q}^2 + a_{W,q}^2), \quad v_{W,q} = \frac{g_w}{\sqrt{2}}, \quad a_{W,q} = \frac{g_w}{\sqrt{2}}, \tag{5.23}$$

$$\begin{aligned}
\mathcal{F}_1^W &= -m_w^2 A_{ewk}(s_{31}, s_{23}, s_{12}, Q^2, m_w) \sum_L \delta_{qL} - m_w^2 A_{ewk}^{mt}(s_{31}, s_{23}, s_{12}) \delta_{qb} \\
\mathcal{F}_2^W &= -m_w^2 A_{ewk}(s_{23}, s_{31}, s_{12}, Q^2, m_w) \sum_L \delta_{qL} - m_w^2 A_{ewk}^{mt}(s_{23}, s_{31}, s_{12}) \delta_{qd}
\end{aligned} \tag{5.24}$$

where L sums over all light quark states u, d, c, s . Note that here we have summed over the *internal* light quark flavors. This yields a CKM coefficient of

$$\sum_{j=1,2} |V_{ij}|^2 \approx 1 \quad \text{for } i = 1, 2$$

Measurements show this to be true to about 1 in 10000, so it is a good enough approximation to make.

For $q \in \{b\}$, we have to take the internal quark to be a top. The couplings are unchanged if we use that $|V_{33}|^2 \approx 1$, which is also a good approximation to make. The form factor $A_{ewk}^{mt}(s, t, u)$ is given in the Appendix in eq. B.9.

- Higgs in the loop: In the standard model this gives a non negligible contribution for $q = b$, other quarks may be considered as well if their Yukawas are enhanced. The couplings are given by

$$\lambda_H = 3, \quad c_{H,q} = \delta_{qb}(v_{H,q}^2 + a_{H,q}^2), \quad v_{H,q} = \frac{m_q Y_q}{v}, \quad a_{H,q} = 0, \tag{5.25}$$

and the form factors are

$$\begin{aligned}
\mathcal{F}_1^H &= -m_h^2 A_H(s_{31}, s_{23}, s_{12}) \\
\mathcal{F}_2^H &= -m_h^2 A_H(s_{23}, s_{31}, s_{12}).
\end{aligned} \tag{5.26}$$

6. Beyond the NLO QCD

The leading order and next to leading order cross-section are known exactly. Beyond that we can only take the limit of heavy electroweak gauge bosons and top-quarks. Bottom quark contributions are also unknown beyond NLO.

In the effective theory approximation, the Higgs gluon interaction is described by an operator of the form

$$\mathcal{L}_{\text{eff}} = -\frac{1}{3\pi} C_w \cdot H G_{\mu\nu} G^{\mu\nu}, \quad (6.1)$$

where the Wilson coefficient has a perturbative expansion

$$C_w = C_0 + C_1 \frac{\alpha_s(\mu)}{\pi} + C_2 \left(\frac{\alpha_s(\mu)}{\pi} \right)^2 + \dots \quad (6.2)$$

The cross-section calculated in the effective theory is,

$$\sigma_{\text{eff}} = \left| C_0 + C_1 \frac{\alpha_s(\mu)}{\pi} + C_2 \left(\frac{\alpha_s(\mu)}{\pi} \right)^2 + \dots \right|^2 \left[\eta_0 + \frac{\alpha_s}{\pi} \eta_1 + \left(\frac{\alpha_s}{\pi} \right)^2 \eta_2 + \dots \right] \quad (6.3)$$

Expanding in α_s we obtain

$$\sigma_{\text{eff}} = \sigma_{\text{eff}}^{(0)} + \left(\frac{\alpha_s}{\pi} \right) \sigma_{\text{eff}}^{(1)} + \left(\frac{\alpha_s}{\pi} \right)^2 \sigma_{\text{eff}}^{(2)} + \dots \quad (6.4)$$

with

$$\sigma_{\text{eff}}^{(0)} = |C_0|^2 \eta_0, \quad (6.5)$$

$$\sigma_{\text{eff}}^{(1)} = |C_0|^2 \eta_1 + 2\text{Re}(C_0 C_1) \eta_0, \quad (6.6)$$

$$\sigma_{\text{eff}}^{(2)} = |C_0|^2 \eta_2 + 2\text{Re}(C_0 C_1) \eta_1 + \left(|C_1|^2 + 2\text{Re}(C_0 C_2) \right) \eta_0. \quad (6.7)$$

The integrated cross-sections η_i have been computed through NNLO in Refs [43–45].

Resorting to an effective theory calculation is necessary only for important QCD and electroweak corrections which cannot be evaluated in the full theory. In the previous sections, we have listed results in the exact theory for the LO and NLO QCD perturbative expansion as well as one-loop electroweak corrections. In addition, two-loop electroweak corrections are also known exactly [47]. We will keep these corrections with their full mass dependence as in the exact theory calculations and use the effective theory approach for contributions at higher orders in the strong and electroweak couplings, namely for the NNLO correction in QCD and mixed QCD and electroweak corrections.

We match the effective theory and full theory perturbative expansions as follows. Let us assume that we can compute the contributions to the cross-section exactly through some perturbative order for only some of the heavy particles which contribute to Higgs production amplitudes:

$$\sigma_{\text{partial}} = \sigma_{\text{partial}}^{(0)} + \left(\frac{\alpha_s}{\pi} \right) \sigma_{\text{partial}}^{(1)} + \left(\frac{\alpha_s}{\pi} \right)^2 \sigma_{\text{partial}}^{(2)} + \dots \quad (6.8)$$

In an effective theory approach, these contributions would factorize as in:

$$\sigma_{\text{partial,eff}} = \left| C_0^{\text{partial}} + C_1^{\text{partial}} \frac{\alpha_s(\mu)}{\pi} + C_2^{\text{partial}} \left(\frac{\alpha_s(\mu)}{\pi} \right)^2 + \dots \right|^2 \left[\eta_0 + \frac{\alpha_s}{\pi} \eta_1 + \left(\frac{\alpha_s}{\pi} \right)^2 \eta_2 + \dots \right] \quad (6.9)$$

We then write the cross-section as

$$\sigma = \sum_{n=0}^{\infty} \left(\frac{\alpha_s}{\pi} \right)^n \left[\sigma_{\text{partial}}^{(n)} \Theta(n \leq \text{Norder}) + \delta\sigma_{\text{eff}} \right] \quad (6.10)$$

where Norder is the last perturbative order that the partial contributions are known in the full theory and

$$\delta\sigma_{\text{eff}}^{(0)} = \left\{ |C_0|^2 - \Theta(0 \leq \text{Norder}) |C_0^{\text{partial}}|^2 \right\} \eta_0, \quad (6.11)$$

$$\begin{aligned} \delta\sigma_{\text{eff}}^{(1)} &= \left\{ |C_0|^2 - \Theta(1 \leq \text{Norder}) |C_0^{\text{partial}}|^2 \right\} \eta_1 \\ &\quad + \left\{ 2\text{Re}(C_0 C_1) - \Theta(1 \leq \text{Norder}) 2\text{Re}(C_0^{\text{partial}} C_1^{\text{partial}}) \right\} \eta_0, \end{aligned} \quad (6.12)$$

$$\begin{aligned} \delta\sigma_{\text{eff}}^{(2)} &= \left\{ |C_0|^2 - \Theta(2 \leq \text{Norder}) |C_0^{\text{partial}}|^2 \right\} \eta_2 \\ &\quad + \left\{ 2\text{Re}(C_0 C_1) - \Theta(2 \leq \text{Norder}) 2\text{Re}(C_0^{\text{partial}} C_1^{\text{partial}}) \right\} \eta_1 \\ &\quad + \left(\left\{ |C_1|^2 - \Theta(2 \leq \text{Norder}) |C_1^{\text{partial}}|^2 \right\} \right. \\ &\quad \left. + \left\{ 2\text{Re}(C_0 C_2) - \Theta(2 \leq \text{Norder}) 2\text{Re}(C_0^{\text{partial}} C_2^{\text{partial}}) \right\} \right) \eta_0. \end{aligned} \quad (6.13)$$

6.1 The Standard Model Wilson coefficient with anomalous Yukawa and electroweak couplings

In our theory, we can integrate out the top-quark, the new heavy quarks, and the electroweak gauge bosons W and Z. This yields a Wilson coefficient which is

$$C_0 = \lambda_{\text{QCD}} \cdot 1 + \lambda_{\text{EWK}} \cdot 1 \quad (6.14)$$

$$C_1 = \lambda_{\text{QCD}} \cdot \frac{11}{4} + \lambda_{\text{EWK}} \cdot \frac{7}{6} \quad (6.15)$$

$$C_2 = \lambda_{\text{QCD}} \cdot C_{2q} + \lambda_{\text{EWK}} \cdot C_{2w}. \quad (6.16)$$

The factor for the electroweak component is given by

$$\lambda_{\text{EWK}} = \lambda_{\text{ewk}} \frac{3\alpha}{16\pi s_w^2} \left\{ 4 + \frac{2}{c_w^2} \left[\frac{5}{4} - \frac{7}{3} s_w^2 + \frac{22}{9} s_w^4 \right] \right\}, \quad (6.17)$$

with s_w, c_w the sine and the cosine of the Weinberg mixing angle. The factor for the QCD component is given by the sum of the anomalous Yukawa coupling re-scaling factors for all heavy quarks

$$\lambda_{\text{QCD}} = \sum_{q \in \text{heavy}} Y_q. \quad (6.18)$$

The three-loop QCD Wilson coefficient C_{2q} has been computed recently in Ref. [11] and can be read from Eq. (3.35) of the same reference. The four-loop electroweak Wilson coefficient is not yet known.

$$C_{2w} = \text{unknown} \quad (6.19)$$

One can attempt a rough estimation since it is conceivable that the perturbative series for the QCD component and the electroweak component follow a similar pattern: $|C_{2w}| \sim |C_{2q}| \sim 10$. In our studies, we vary $C_{2w} \in [-30, 30]$ as an estimate of the higher order mixed QCD and electroweak corrections.

In `iHixs` we have implemented the exact contributions up to NLO, i.e. $\text{Norder} = 1$, for the heavy quarks and the electroweak gauge-bosons. These contributions should not be counted twice in the effective theory calculation.

$$C_0^{\text{partial}} = \lambda_{\text{QCD}} \cdot 1 \quad (6.20)$$

$$C_1^{\text{partial}} = \lambda_{\text{QCD}} \cdot \frac{11}{4} \quad (6.21)$$

$$C_2^{\text{partial}} = \lambda_{\text{QCD}} \cdot C_{2q}. \quad (6.22)$$

6.2 Improving on the effective theory approximation

It has been observed that the effective theory works better for the K-factors rather than the absolute cross-section. At next-to-leading order, all real and virtual amplitudes in the soft or collinear limit have the same dependence on the masses of the heavy quarks as at leading order. It appears that the factorization of the cross-section in the infrared limit closely resembles the factorization of the cross-section in the limit of infinitely heavy massive particles. Finite quark-mass effects are important for “hard radiation” terms, but these are expected to have a typical perturbative expansion where an α_s suppression occurs from one order to the other. Top-quark mass effects have been studied with explicit calculations with operators of higher dimension in HQET demonstrating the validity of the approach at NNLO [70, 71]. We can then improve on the effective theory approximation by making the replacement

$$\lambda_{\text{QCD}} \rightarrow \sum_{q \in \text{heavy}} Y_q \frac{3}{2} \tau_q A(\tau_q), \quad (6.23)$$

and

$$\lambda_{\text{EWK}} \rightarrow \lambda_{\text{ewk}} \mathcal{M}_{ggh, \text{EWK}}(m_H^2, M_W^2, M_Z^2, \dots) \quad (6.24)$$

the two-loop electroweak amplitude for $gg \rightarrow H$, computed fully in [46, 47]. In Fig. 21 of Ref. [46] we find the quantity

$$\delta_{\text{EWK}}/100 = \frac{\sigma_{\text{EWK}+ \text{QCD}}^{\text{born}}}{\sigma_{\text{QCD}}^{\text{born}}} \Big|_{\text{top only}} - 1 = \left| 1 + \frac{\mathcal{M}_{ggh, \text{EWK}}}{\frac{3}{2} \tau_q A(\tau_{\text{top}})} \right|^2 - 1. \quad (6.25)$$

We then substitute,

$$\lambda_{\text{EWK}} \rightarrow \lambda_{\text{ewk}} \frac{3}{2} \tau_q A(\tau_{\text{top}}) \times \lambda_0, \quad (6.26)$$

with

$$\lambda_0 = \sqrt{1 + \frac{\delta_{EWK}}{100}} - 1. \quad (6.27)$$

The two-loop electroweak corrections were kindly provided to us in a data file, `electroweak.h`, by the authors of Ref. [46].

7. Numerical results in gluon fusion

In this section, we present numerical results for the Higgs boson cross-section via gluon fusion. We will first make a short discussion of the stability of the perturbative expansion and the scale variation uncertainty. Then we shall compare predictions from all available NNLO sets of parton distribution functions. We will proceed with a study of finite width effects for the heavy quarks in the gluon fusion loops. Finally we shall discuss the finite width effects on the Higgs boson total cross-section. To the best of our knowledge, there have been no published result for NNLO K-factors for the signal cross-section beyond the zero width approximation for the Higgs boson.

7.1 Perturbative convergence and scale uncertainty

The gluon fusion cross-section exhibits a rather slow convergence of the perturbative series in the strong coupling constant. `iHixs` computes the cross-section through NNLO in perturbative QCD. The perturbative behavior of the total higgs cross section with its scale uncertainty, when using MSTW08 parton densities, is shown in Fig. 1. for LHC at 7TeV collision energy. One notices that radiative corrections are sizable, where neither the NLO nor the NNLO corrections can be neglected.

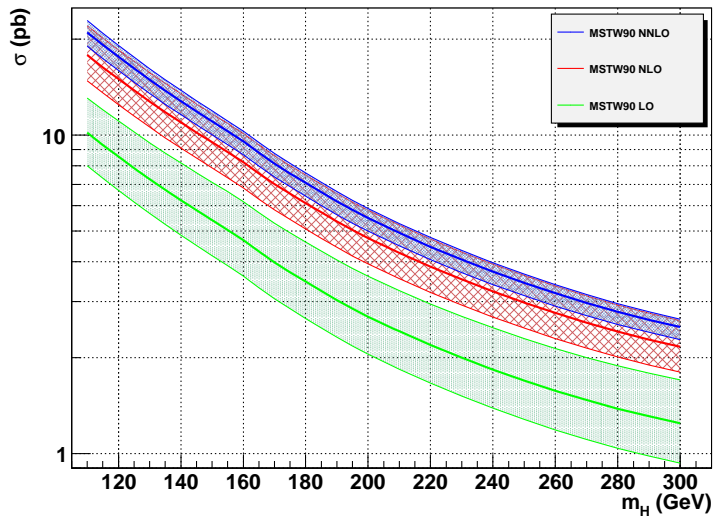


Figure 1: Inclusive Higgs cross section at LO, NLO and NNLO, with scale uncertainty bands, calculated in the range $\mu \in [\mu_0/2, 2\mu_0]$ for MSTW PDFs.

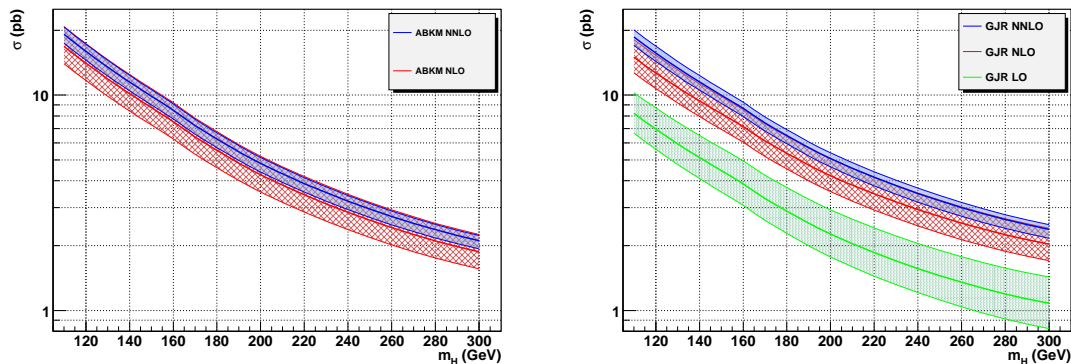


Figure 2: Inclusive Higgs cross section at LO, NLO and NNLO, with scale uncertainty bands, calculated in the range $\mu \in [\mu_0/2, 2\mu_0]$ for ABKM and GJR PDF sets.

A major source of theoretical uncertainty in Higgs production via gluon fusion is due to the choice of the factorization and renormalization scales. We evaluate the scale uncertainty with a central scale of $\mu_F = \mu_R = \mu_0 = m_H/2$, and a variation in the range $\mu \in [\mu_0/2, 2\mu_0]$. We note that the NLO scale uncertainty band engulfs the NNLO band in almost the entire mass region depicted. We also notice that the magnitude of the perturbative corrections (K-factor) is larger for lower values of the Higgs boson mass.

Similar behavior is observed when using the ABKM set, but not with the GJR set, Fig. 2, where the NLO and NNLO overlap is only partial.

7.2 PDF comparison

An enormous progress has been made in the last decade towards improving and estimating reliably the precision of parton densities. While uncertainties are generally small, the gluon fusion process requires the less constrained gluon density. The extraction of this quantity is an active field of research. It is very important to compare the effect of various gluon density determinations on the Higgs boson cross-section. We have enabled the possibility for such studies in `iHixs`.

In tables 5,6,7 we present the inclusive cross section for $pp \rightarrow H + X$ for Higgs masses ranging from 110 to 300 GeV, using three different PDF sets available at NNLO, namely, MSTW2008 [24], ABKM09 [23] and GJR09 [25]. We have restricted our choice of pdf sets to the ones with NNLO DGLAP evolution, consistently with the `iHixs` computation of the partonic cross-sections through the same order. We believe that these `iHixs` results constitute the most precise predictions in fixed order perturbation theory for the Higgs boson cross-section.

A comparison between the three different NNLO PDF sets and the corresponding PDF+ α_s uncertainty bands are shown in Fig. 3. The uncertainties quoted include variations of α_s around the preferred value for every set, and are estimated according to the prescriptions of the PDF providers. A combination of cross-section values for a large set of pdf parameterizations is necessary, and these are efficiently computed in `iHixs` simultaneously.

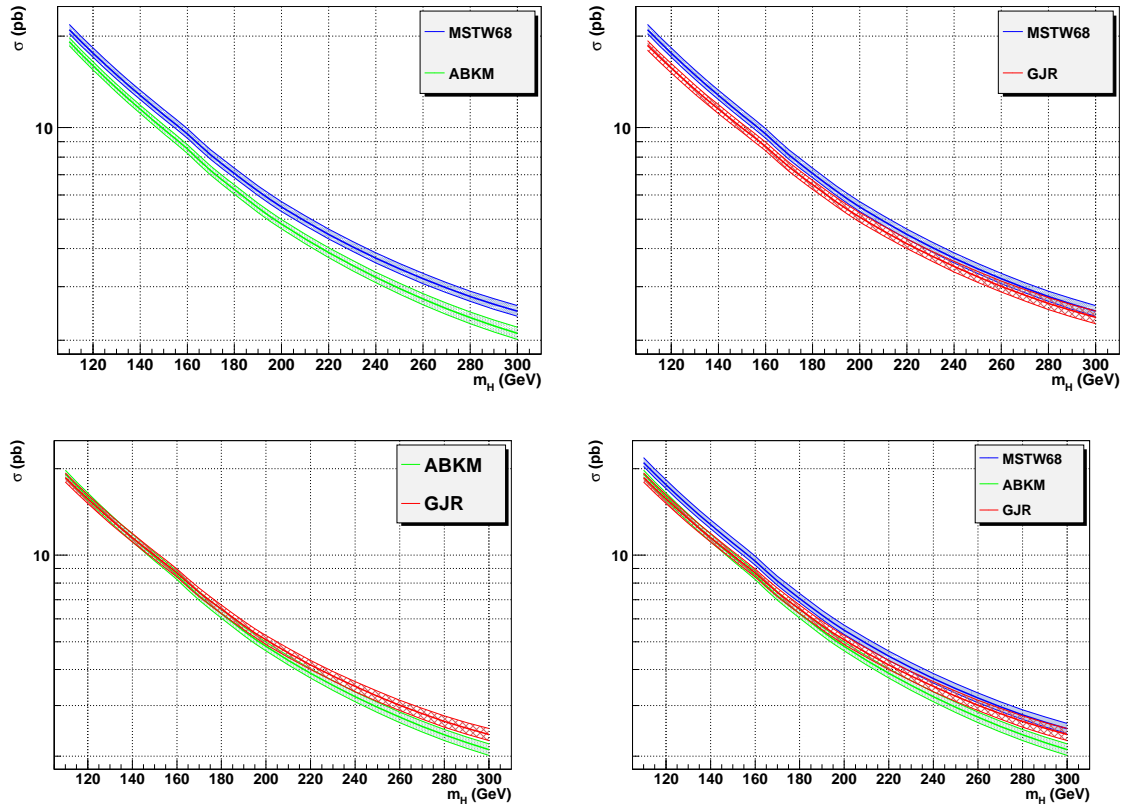


Figure 3: The Higgs production cross section at NNLO with three different PDF sets and their 68%CL PDF+ a_s uncertainty bands.

The reason for the remarkably different predictions between the different PDF sets (that range from 10% in the low mass region to 30% in moderately high masses of around 300GeV) is hard to trace. The bulk of it may be attributed to differences in the adopted values of the strong coupling constant $a_s(m_Z)$. The situation is only partially remedied if one chooses to consider the 90% CL (as opposed to the one-sigma, 68%CL) uncertainty bands provided by the MSTW collaboration.

The comparison, in Fig. 4, shows the ABKM and MSTW uncertainty bands to marginally overlap. We finally note that preliminary results [68] with the updated ABM10 PDF fit, which includes hadron collider data, show that larger values for the total cross section are obtained, in comparison with ABKM09.

7.3 Top quark width

`iHixs` evaluates two and one-loop amplitudes in all kinematic regions, permitting a definition of mass and kinematic invariants in the full complex plane. This is a particularly useful feature when a resummation of finite width effects in threshold regions is necessary. For example, in a resummation framework using the complex mass scheme [60, 67] the masses

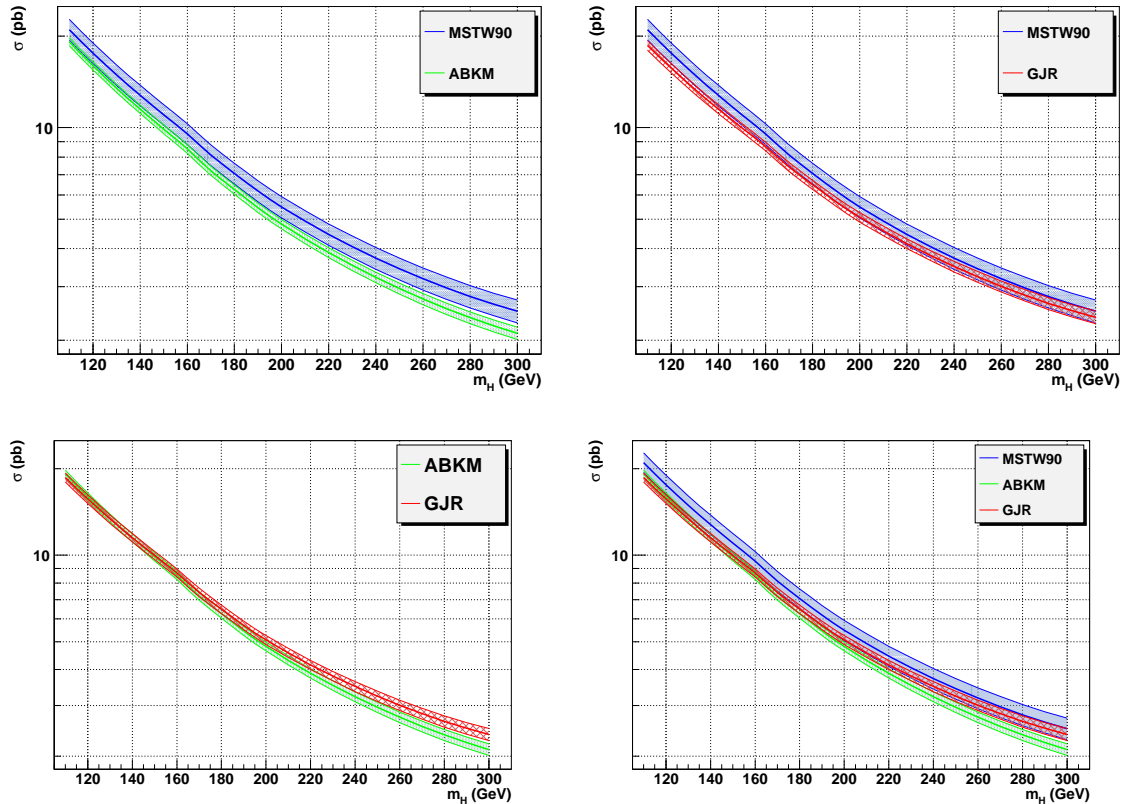


Figure 4: The Higgs production cross section at NNLO with three different PDF sets and their PDF+ α_s uncertainty bands, using the MSTW 90% CL grids.

of heavy quarks need to be evaluated according to the prescription,

$$m_q^2 \rightarrow m_q(m_q - i\Gamma_q), \quad (7.1)$$

where Γ_q is the total decay width of the quark and m_q its mass.

Using `iHixs`, we have studied the finite width effects for quarks in fermion loops. We find that the top width is insignificant (at the level of less than one per mille) for a Higgs boson mass below the $t\bar{t}$ threshold. Around and above that threshold, its effect grows to the percent order as shown in Fig. 5.

7.4 Finite Higgs boson width effects

In Section 4 we discussed that there exist various approaches on how to treat the Higgs propagator when departing from the zero width approximation (ZWA). In this section we will present numerical results for the two different prescriptions described in Section 4: the default scheme (DEF) of Eq. 4.8 and the Seymour scheme (S) of Eq. 4.10.

In Fig. 6 the inclusive Higgs cross section calculated within the ZWA and the two finite width schemes is shown, as a function of the Higgs mass. The width is calculated by

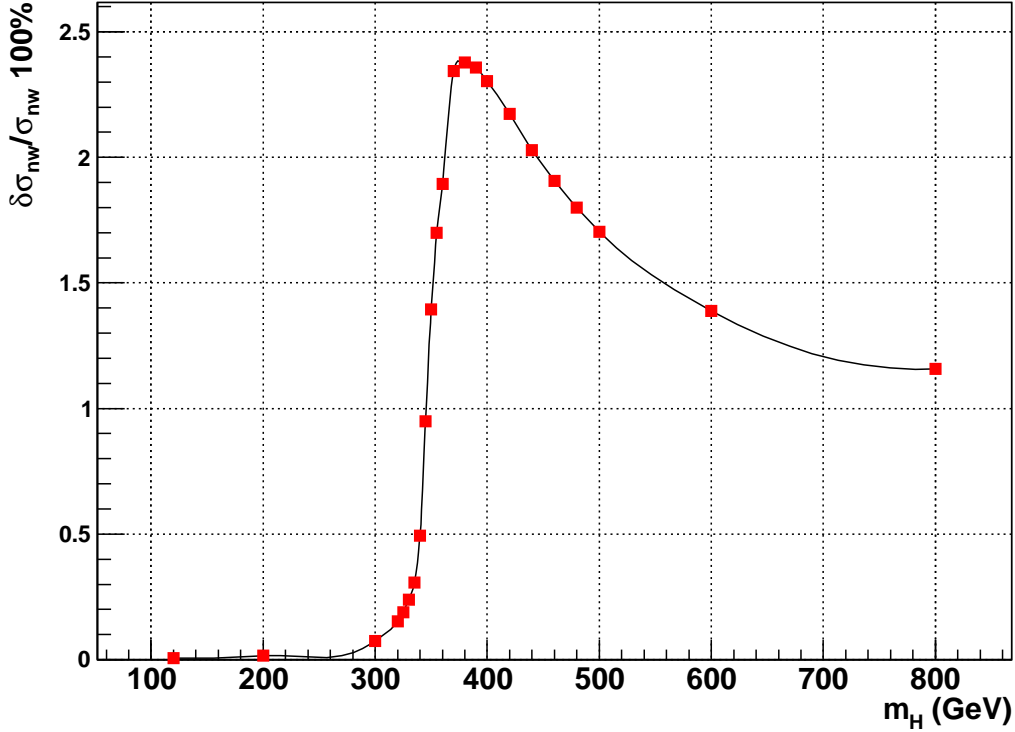


Figure 5: Relative difference $\delta\sigma_{nw}/\sigma_{nw} = \frac{\sigma - \sigma^*}{\sigma^*} \cdot 100\%$ of the cross section for the top quark with a real mass, σ^* , and in the complex mass scheme with $\Gamma_{top} = 2$ GeV.

interpolating over a detailed grid⁸ constructed with HDECAY [26]. The cross sections⁹ are shown in table 1. We note that the three calculations deviate widely for Higgs masses larger than 300 GeV. The deviation between the ZWA and the finite width schemes is expected since for large Higgs masses the width of the Higgs boson is comparable to its mass. It is also evident that the finite width schemes deviate from each other in the high mass region, indicating a possibly large contribution due to signal and background interference which the Seymour scheme attempts to simulate.

Within this context, it is interesting to notice that the invariant mass distribution of the Higgs boson, shown in Fig. 7, gets significantly distorted in the high mass region, where the Higgs width is large. The distortion is spectacularly stronger in the case of the Seymour scheme, as a consequence of the fact that the scheme tries to simulate the effects of signal-background interference off the resonant peak. These effects become increasingly important for high Higgs masses.

In experimental searches for the Higgs boson where its invariant mass can be reconstructed from the momenta of the final state partons, as is the case for $H \rightarrow \gamma\gamma$, or

⁸The precision of the interpolation is always better than $2 \cdot 10^{-5}$.

⁹We use here the MSTW PDF set. Similar behavior is observed when using the other two NNLO PDF sets.

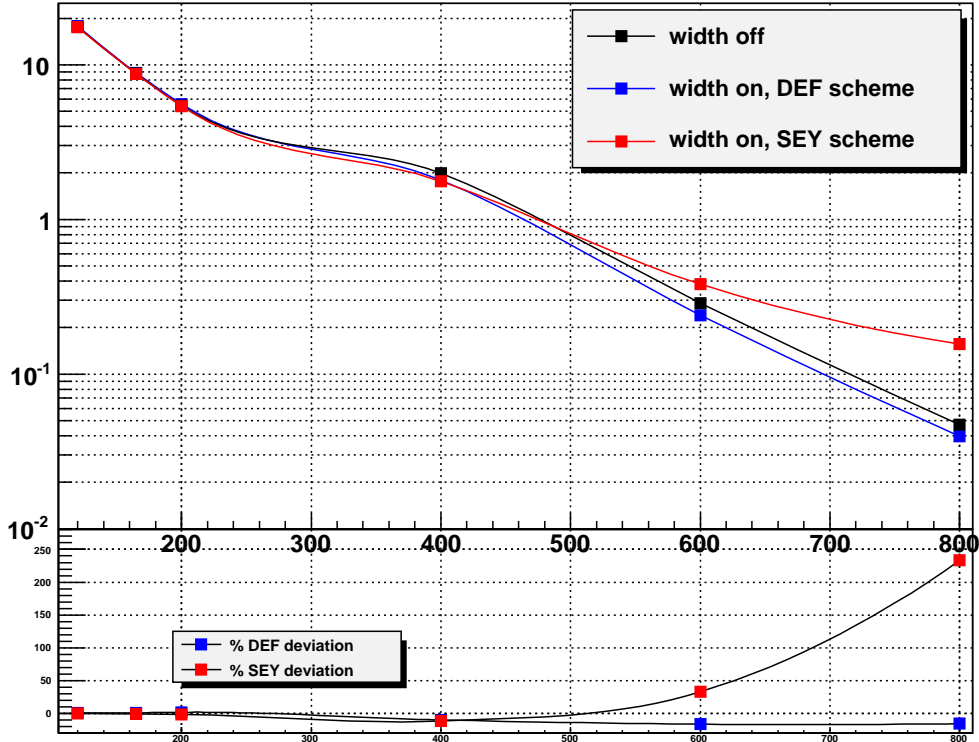


Figure 6: Comparison of the total cross section in the zero width approximation, σ^{ZWA} , with a finite width in the default scheme, σ^{DEF} and in the Seymour scheme, σ^{SEY} . In the lower panel we show the relative error one makes when adopting the ZWA, defined as $\frac{\sigma - \sigma^{ZWA}}{\sigma^{ZWA}} \cdot 100\%$

m_H	Γ_H	σ^{ZWA}	σ^{DEF}	σ^{SEY}
120	0.0038	17.57	17.66	17.57
165	0.2432	8.78	8.874	8.735
200	1.43	5.45	5.566	5.390
400	29.5	1.988	1.799	1.766
600	122	0.287	0.2409	0.3819
800	301	0.04708	0.03982	0.15683

Table 1: Total cross section for LHC at $\sqrt{s} = 7\text{TeV}$ with MSTW PDFs with a finite width in the two schemes, $\sigma^{DEF,SEY}$, and in the zero width approximation denoted by σ^{ZWA} .

$H \rightarrow ZZ$, it is beneficial for the analysis to impose a kinematical cut on the total invariant mass of the Higgs decay products. The invariant mass of the Higgs boson is then constrained in a window around the nominal Higgs boson mass, the size of which depends on the experimental resolution, see e.g. [72]. As a consequence, part of the signal is also cut.

The signal cross section that survives such kinematical cuts on the Higgs boson invariant mass can be calculated with `iHixs` and is shown in table 2, for the window sizes

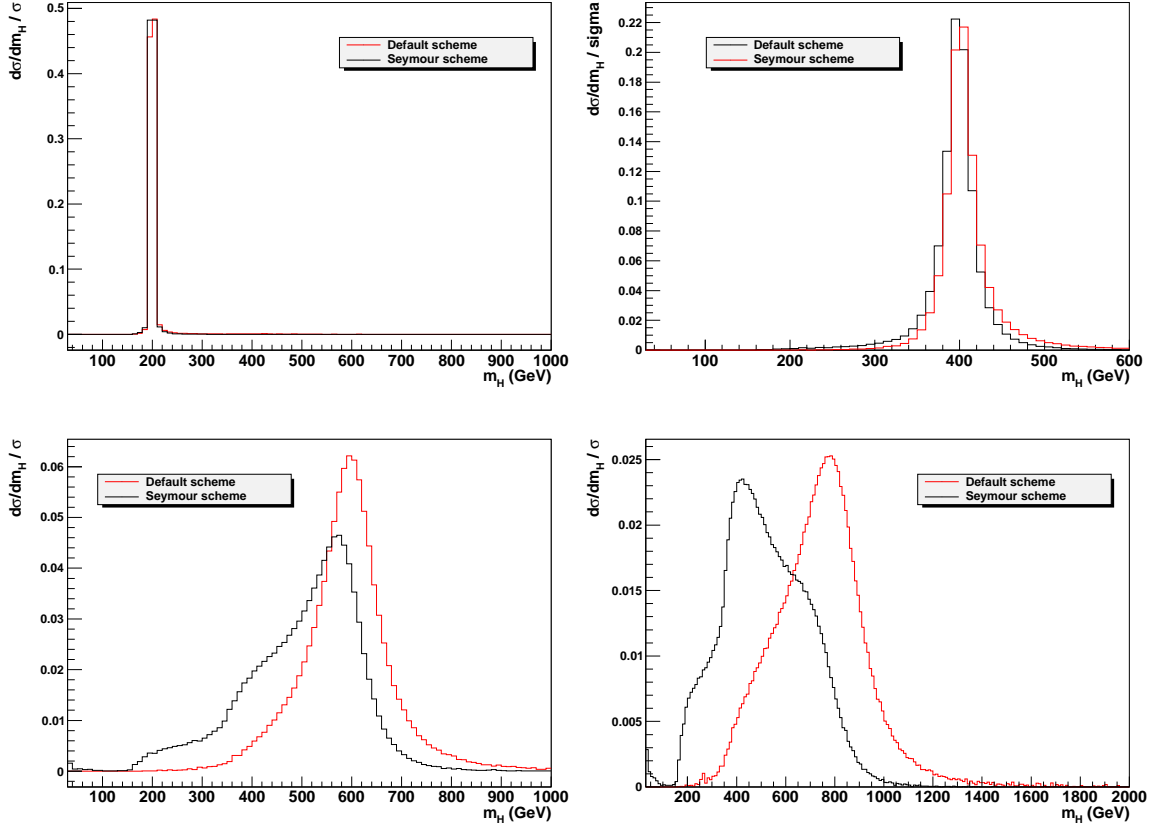


Figure 7: The invariant mass distribution of the Higgs boson with $m_H = 200, 400, 600, 800$ GeV, in the default and the Seymour scheme.

employed in [72]. We observe that the reduction in the expected signal rate can reach 20% – 40% for window choices smaller than the Higgs width. A non-negligible reduction of a few per cent persists even when the invariant mass window is larger than the nominal Higgs width, due to contributions from the tail of the Breit-Wigner distribution.

m_H	Γ_H	δQ	σ^{DEF}	$\sigma^{DEF;w}$	σ^{SEY}	$\sigma^{SEY;w}$
120	0.0038	5	17.66	17.56	17.57	17.56
165	0.2432	5	8.874	8.62	8.735	8.62
200	1.43	8	5.566	5.14	5.390	5.14
400	29.5	34	1.799	1.448	1.766	1.447
600	122	110	0.2409	0.1928	0.3819	0.2305
800	301	300	0.03982	0.03451	0.15683	0.07510

Table 2: Total cross section, $\sigma^{DEF,SEY}$ compared with the cross section in the invariant mass region $m_H \pm \delta Q$, denoted by $\sigma^{DEF;w}$ or $\sigma^{SEY;w}$, for LHC at $\sqrt{s} = 7$ TeV with MSTW PDFs .

This effect can be estimated by parton shower Monte Carlo simulations which are the

main simulation tools in experimental collaborations. It is important that a realistic line-shape for a heavy Higgs boson is implemented in these simulations. Common practice in experimental studies is to evaluate distributions with a LO or NLO Monte Carlo program interfaced with parton showers and then rescale the distributions by inclusive K factors. Those K-factors, however, depend on the scheme adopted for the Higgs width, as well as on the size of the experimental window, if one exists in the analysis, as shown in table 3.

m_H	Γ_H	δQ	K_{NNLO}^{DEF}	$K_{NNLO}^{DEF;w}$	K_{NNLO}^{SEY}	$K_{NNLO}^{SEY;w}$	K_{NNLO}^{ZWA}
120	0.0038	5	2.05	2.05	2.05	2.05	2.05
165	0.2432	5	2.02	2.03	2.016	2.04	2.033
200	1.43	8	2.00	2.03	2.023	2.03	2.027
400	29.5	34	1.90	1.94	1.94	1.95	1.95
600	122	110	1.66	1.66	1.87	1.72	1.64
800	301	300	1.63	1.59	2.07	1.77	1.54

Table 3: NNLO K-factors with the width according to the Default scheme, K_{NNLO}^{DEF} , in the presence of kinematical windows, $K_{NNLO}^{DEF;w}$, within the Seymour scheme, K_{NNLO}^{SEY} , and within the Seymour scheme in the presence of kinematical windows, $K_{NNLO}^{SEY;w}$, compared with the K-factors in the zero width approximation, K_{NNLO}^{ZWA} .

When one departs from the zero width approximation, the branching ratios into the various final states also depend on the virtuality, as opposed to the nominal mass, of the Higgs boson. Assuming, at first, that all invariant masses are reconstructed experimentally, table 4 shows the difference between convoluting the branching ratio to a WW final state with the production cross section and the Breit-Wigner distribution, as in eq. 4.6, and just multiplying the total cross section with the branching ratio evaluated at the nominal Higgs mass value. We see that, in the low mass region, the relative deviations are very small, at the per mille level, thanks to the stability of the branching ratio in the region sampled by the Breit-Wigner. In the high mass region they can become large, especially when off-resonant effects are taken into account, as is the case for the Seymour scheme.

An interesting theoretical question is whether the resummation recipe for the Higgs propagator employed in the vicinity of the Higgs resonance affects the tails of the invariant mass distribution, where we know that the correct propagator is the one appearing in eq. 4.4. To study this, we compare the invariant mass distribution with the distribution calculated in the region of the tails with the width of the Higgs boson set to zero in the denominator of the propagator. This distribution diverges at the peak, as expected, so we cut off a small region around the peak, of the order of $\Gamma(m_H)/2$ or smaller, to assist convergence. The comparison is shown in fig. 8, for the default scheme and in fig. 9 for the Seymour scheme. In both cases the tails of the distributions are described well, when $|Q - m_H| > \Gamma(m_H)$ which indicates that the precise prescription for the propagator resummation in the peak region doesn't affect the tails of the invariant mass distribution.

m_H	Γ_H	$BR_{H \rightarrow WW}$	$\sigma_{pp \rightarrow H \rightarrow WW}$	σ_1	$\delta\sigma_1\%$	σ_2	$\delta\sigma_2\%$
120	0.0038	0.1354	2.441	2.396	-1.8	2.384	-2.3
165	0.2432	0.958	8.446	8.493	0.6	8.43	-0.2
200	1.43	0.742	4.123	4.132	0.2	4.05	-1.7
400	29.5	0.576	1.045	1.041	-0.4	1.157	10.8
600	122	0.560	0.132	0.131	-0.8	0.163	23.8
800	301	0.594	0.02269	0.02299	1.3	0.0285	25.6

Table 4: Cross section convoluted with the branching ratio to WW, compared with the product $\sigma_1 = \sigma_{pp \rightarrow H} \times BR_{H \rightarrow WW}$, the relative deviation $\delta\sigma_1 = (\frac{\sigma_1}{\sigma_{pp \rightarrow H \rightarrow WW}} - 1) \cdot 100\%$, and the product with the production cross section in the ZWA, $\sigma_2 = \sigma_{pp \rightarrow H}^{ZWA} \times BR_{H \rightarrow WW}$, with the relative deviation $\delta\sigma_2 = (\frac{\sigma_2}{\sigma_{pp \rightarrow H \rightarrow WW}} - 1) \cdot 100\%$. All numbers are for LHC at $\sqrt{s} = 7\text{TeV}$ with MSTW PDFs .

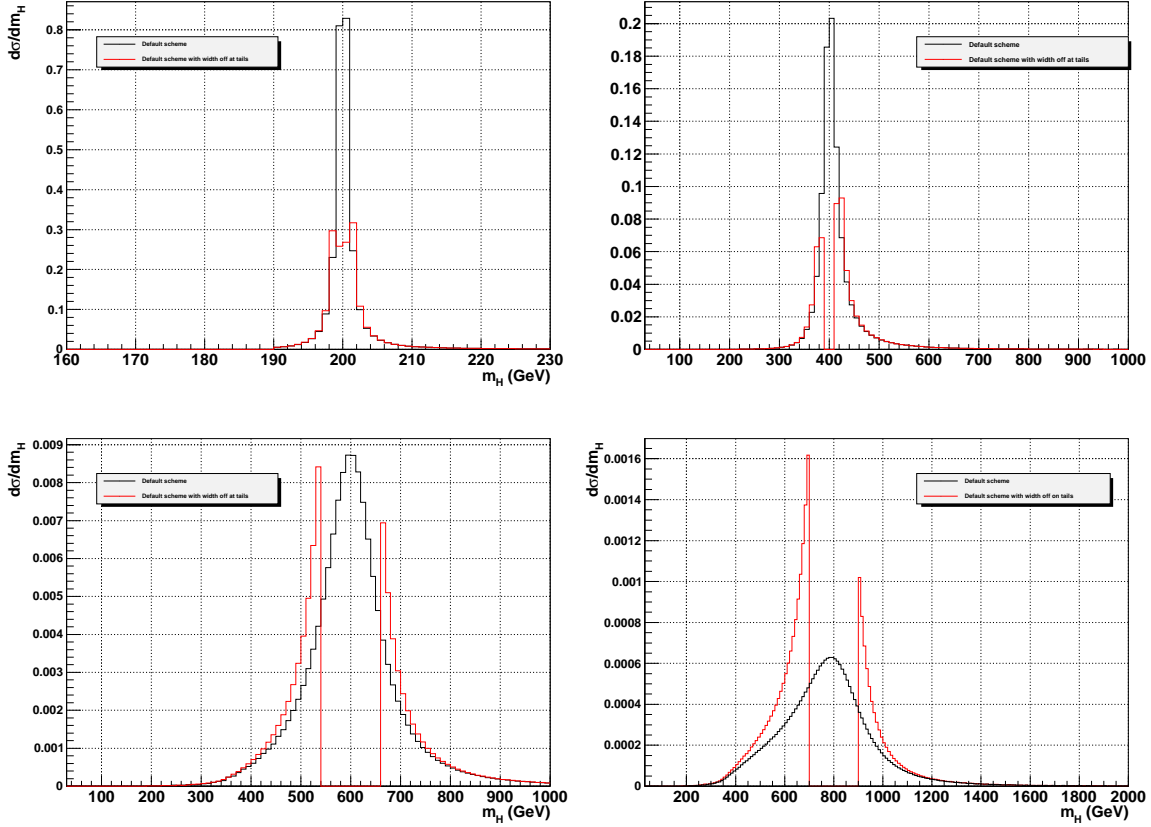


Figure 8: The invariant mass distribution of the Higgs boson with $m_H = 200, 400, 600, 800$ GeV, in the default scheme, compared to the distribution of the tails computed with the off-resonant propagator.

7.5 Inclusive Higgs boson production in the presence of a fourth generation of quarks

An extension of the Standard Model with an additional family of quark and leptons yields

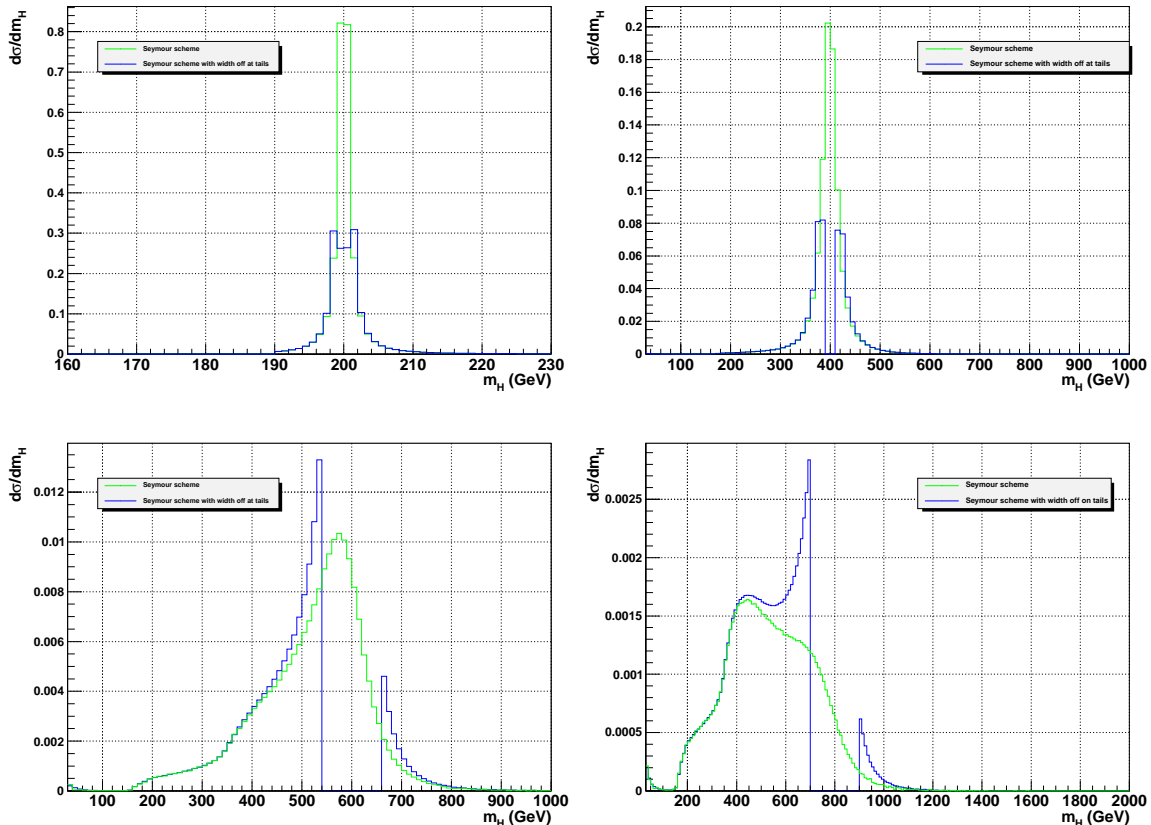


Figure 9: The invariant mass distribution of the Higgs boson with $m_H = 200, 400, 600, 800$ GeV, in the Seymour scheme, compared to the distribution of the tails computed with the off-resonant propagator.

a large increase to the gluon fusion process. It is therefore tested more easily at the TEVATRON and the LHC than the SM scenario .

The most accurate computation of the total inclusive cross section for the production of the Higgs boson in a model with a fourth fermionic generation, for the LHC, has been presented recently in [69]. This calculation was performed in the ZWA.

The value of the physical Higgs width in such a scenario depends on the details of the model, and is generally bigger than the Standard Model Higgs width. In this paper, we would like to assess the impact of the width, making the rough assumption that its value is the same as in the SM width.

With this assumption, the relative difference between the production cross sections reported in [69] and a computation with the Higgs width on can reach the level of 2.5% in the high mass region, but is not significant for masses of $m_H < 160$ GeV, as shown in fig. 10. Let us remark, however, that in the high mass region the width of the Higgs boson is enhanced by the opening of new decay channels to third and fourth generation fermions, in a way that depends on the model.

Ref. [69] refrained from providing cross-sections for Higgs boson mass values higher

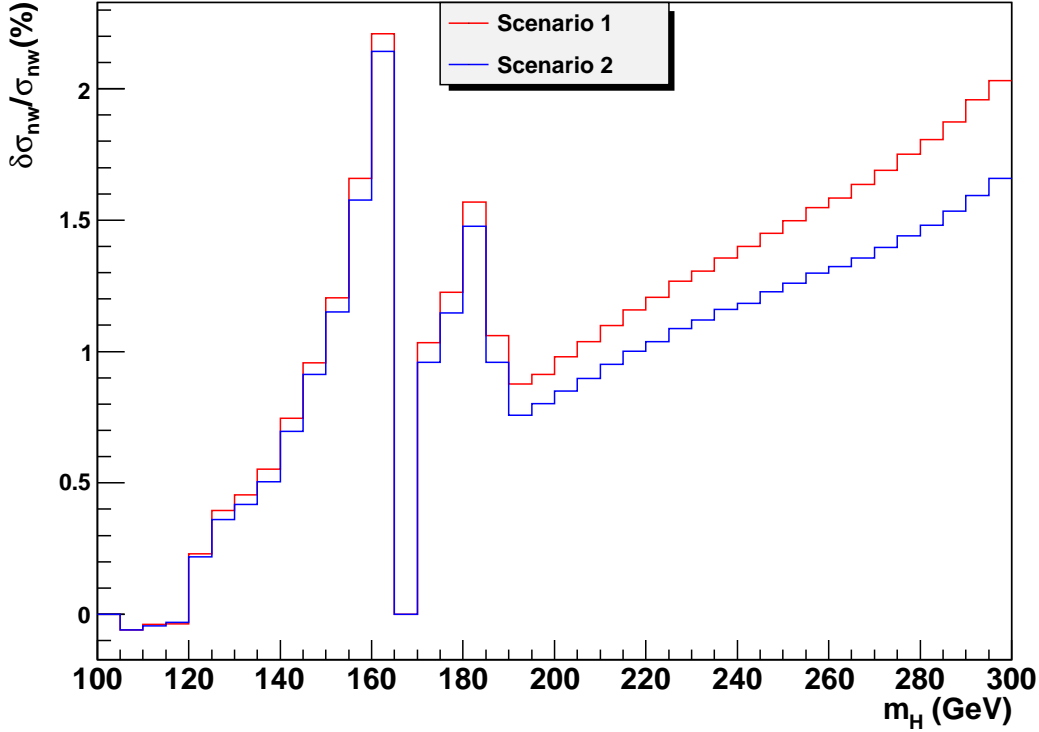


Figure 10: Relative difference $\frac{\sigma - \sigma^{ZWA}}{\sigma^{ZWA}} \cdot 100\%$ of the cross section in SM4, within the two scenarios of [69], in the zero width approximation, σ^{ZWA} , and in the approximation where $\Gamma_{SM4}(m_h) = \Gamma_{SM}(m_H)$. Scenario 1 refers to a fourth generation down quark of mass $m_{d_4} = 300\text{GeV}$ while scenario 2 assumes $m_{d_4} = 300\text{GeV}$. In both cases the fourth generation up quark has a mass that is determined by eq.2 in section 3 of [69].

than $m_h > 300\text{GeV}$. Cross-section predictions in that range should always take into account finite width effects.

8. The Higgs cross-section for a variable bottom-quark Yukawa interaction

In the standard model the bottom-quark Yukawa coupling is much smaller than the top-quark counterpart,

$$\frac{\lambda_b}{\lambda_t} = \frac{m_b}{m_t} \sim 0.02,$$

and the bottom-quark fusion cross section is about 2–3% of the gluon fusion cross section. This feature may however not be conserved in extensions of the standard model, which for example contain more than one Higgs field electroweak doublets. In such a scenario more than one physical Higgs boson arise after electroweak symmetry breaking. The Yukawa couplings may then be modified by further mixing angles of the model and can differ strongly from their Standard Model values. It is then possible that the bottom-quark

fusion and gluon fusion via bottom-quarks become very significant in comparison to gluon fusion via top-quark loops.

In this Section, we would like to study the sum of the two processes, gluon fusion and bottom-quark fusion, which contribute to the inclusive production of a Higgs boson as a function of the bottom Yukawa coupling (we denote by Y_b its value, normalized to the Standard Model).

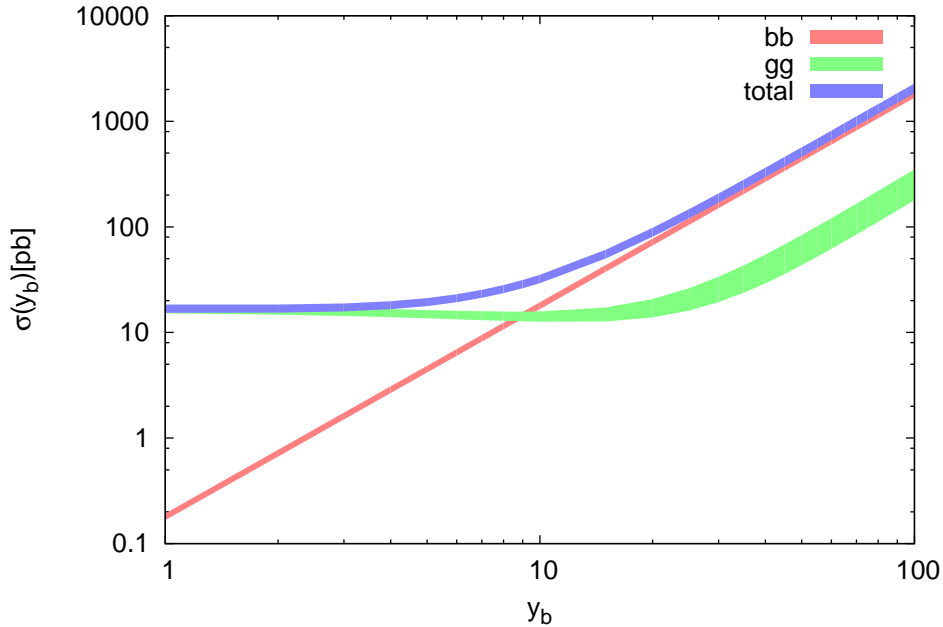


Figure 11: Single Higgs production cross sections as a function of the re-scaling factor of the bottom-quark Yukawa coupling Y_b . The bands represent the uncertainty due to the choice of factorization and renormalization scale.

In Figure 11 we demonstrate the inclusive cross-section for gluon fusion and bottom-quark fusion as well as their sum in the ZWA for a nominal Higgs mass of 120 GeV at the LHC for $\sqrt{s} = 7$ TeV. We observe that for small Y_b the cross-section is dominated by gluon fusion. For high Y_b , bottom-quark fusion is dominant but there is also a large contribution from gluon fusion, however via bottom rather than top-quarks. Notice that the gluon fusion cross-section reduces for moderate values of Y_b due to a negative interference effect of top and bottom-quark loops.

It is often the practice that uncertainties for beyond the Standard Model Higgs bosons are taken over from studies within the Standard Model. This may not be a very bad option if new physics only introduces new heavy particles and does not alter Higgs couplings to light quarks significantly, since all such scenaria can be well described by a common effective theory operator. In our scenario however, we need to be more attentive. Our calculation of the gluon fusion cross section is exact through NLO for both bottom and top-quark loop contributions. Our NNLO calculation includes only top-quark loops in the framework of HQET. For large Y_b where bottom-quark loops dominate, our evaluation of the gluon

fusion cross-section is reduced to NLO accuracy (not NNLO).

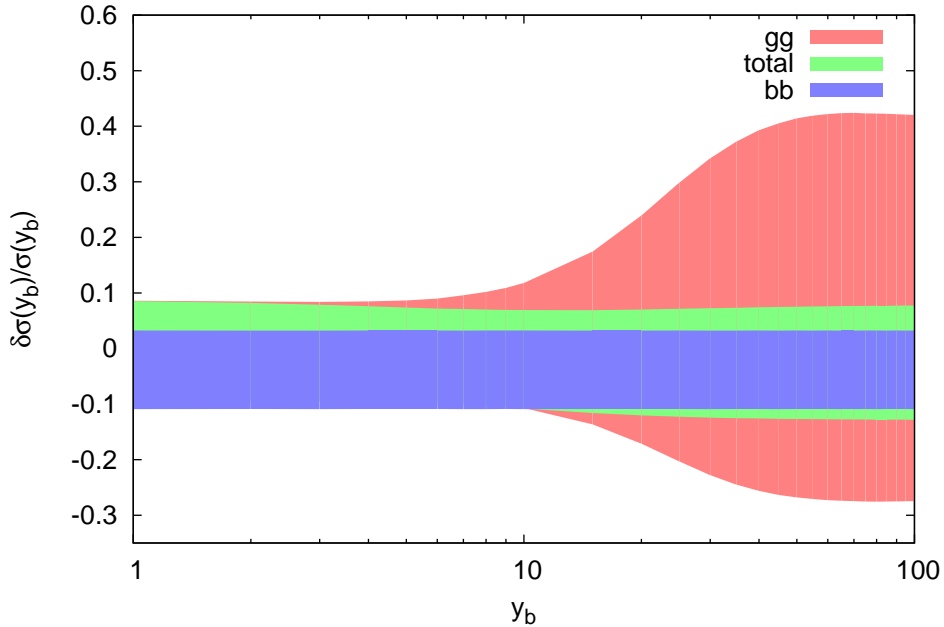


Figure 12: Relative scale uncertainties of single Higgs production cross sections as a function of y_b .

In Fig. 12 we demonstrate the scale variation of the cross-sections for gluon fusion , quark-bottom fusion and their sum, where we have combined scale uncertainties linearly. The scale uncertainty for gluon fusion increases for large Y_b as expected due to the dominance of the NLO only bottom-quark corrections. The scale uncertainty of the inclusive cross-section is dominated by the largest cross-section contribution.

A large bottom-quark Yukawa coupling enhances the $H \rightarrow b\bar{b}$ decay width. The total width of the Higgs boson can be derived from the Standard Model total width and branching ratios as:

$$\Gamma_H(Q) = \Gamma_H^{\text{SM}}(Q) \times [(Y_b^2 - 1) Br_{H \rightarrow b\bar{b}}^{\text{SM}}(Q) + 1]. \quad (8.1)$$

In Figure 13, we have plotted the combined bottom and gluon fusion cross section for a Higgs boson of $m_H = 120\text{GeV}$ for two different invariant mass windows. While the width effects are small up to $Y_b \sim 30$, they significantly change the total cross section for higher y_b values, due to the steep increase of the Higgs width as the mass crosses the vector boson thresholds.

9. The iHixs program

The source code for iHixs can be downloaded from its website at

<http://www.phys.ethz.ch/~pheno/ihixs>

Installation instructions can be found in the website and in the README file supplied in the distribution. Here, we briefly describe the main functionality of the code.

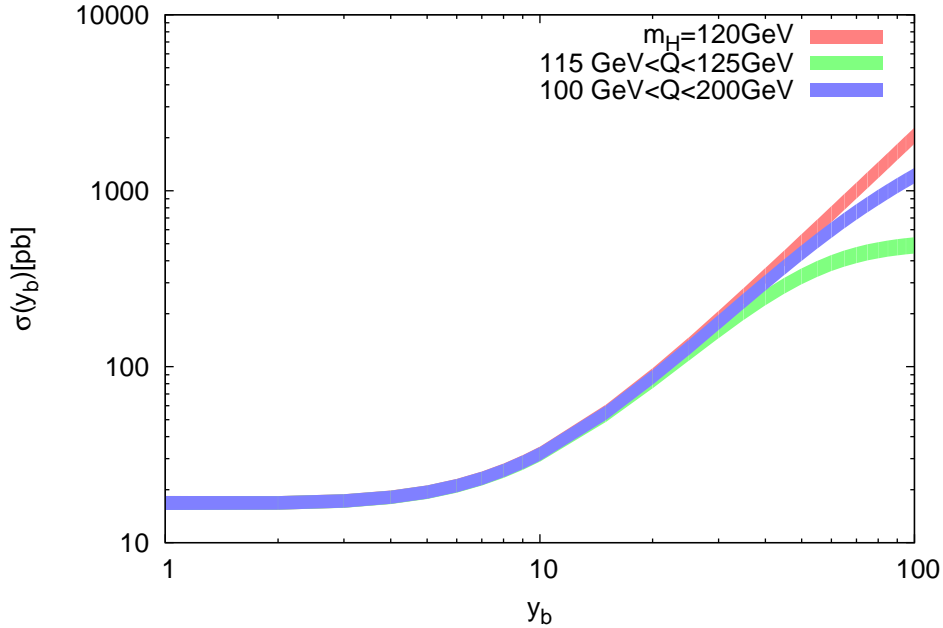


Figure 13: Combined gluon and bottom fusion cross section as a function of y_b in on-shell and off-shell scheme. The bands represent the scale uncertainty.

9.1 Usage

The various features of `iHixs` are controlled by an input `runcard`, a text file that is edited by the user. To run with a given `runcard` as input type in the installation directory:

```
./ihixs -i runcard_name -o output_filename
```

When no `runcard` is given, the program runs on the default card (called ‘`runcard`’) in the installation directory. When no output filename is given, the program writes the output in `runcard_name.out`.

The output consists of the total cross sections per perturbative order in QCD, together with the corresponding Monte-Carlo errors achieved and the PDF errors. Those are set to zero if no PDF uncertainty is requested in the `runcard`. The input `runcard` is also appended.

9.2 Setting options and variables

In the `runcard` anything after a hash symbol, ‘`#`’, is considered as a comment and is ignored. The following options are available:

- `pdf_provider` : sets the PDF grid used. The user can choose between MSTW08, ABKM09 and GJR09. Within the MSTW PDFs there is also the option to switch confidence level from 68% to 90% and to use the MSTW grids with the strong coupling constant varied by one standard deviation from the best fit value. The exact filenames of the available grids are stated in the default `runcard`.

- `effective_theory_flag` : set to 0 for the exact LO and NLO QCD effects and HQET approximation for NNLO. Set to 1 for the improved HQET approximation through LO, NLO, NNLO.
- `no_error_flag`: Set to 0 to calculate with PDF uncertainty, set to 1 to calculate without PDF uncertainty.
- `collider`: Set to ‘LHC’ or ‘TEVATRON’
- `Etot`: The total center of mass collider energy. This option is ignored if the collider chosen above is Tevatron.
- `mhiggs`: The nominal mass of the Higgs boson.
- `higgs_width_scheme` : Set to 0 for the default finite width scheme. Set to 1 for the Seymour scheme. for a description of these schemes see section 4.
- `higgs_width_grid`: = The path¹⁰ of the file with the grid for the width of the Higgs, and the branching ratios to $\gamma\gamma$, WW , ZZ and $b\bar{b}$ as a function of m_H . If no path is set the default grid is used, `HdecayGrid.dat`, constructed with `Hdecay v.3.532` [26] with arguments that can be read in the header of the file. If the user supplies a grid file of his own, operating requirements are that the maximum number of grid points cannot exceed 16200, that the first three lines of the file are reserved for comments (so they are not read) and that the format of each line is respected, i.e. that the data is given in the order $m_H, \Gamma_H, BR_{\gamma\gamma}, BR_{WW}, BR_{ZZ}, BR_{b\bar{b}}$.
- `min_mh` : Setting a minimum in the invariant mass of the Higgs boson. This allows the user to study the total cross section in the presence of kinematical cuts.
- `max_mh` : Setting a maximum in the invariant mass of the Higgs boson.
- `bin_flag` : Set to 1 to produce files with the bin-integrated Higgs invariant mass. Set to 0 not to produce it. The data files produced contain the cross section per bin, with the bin size set to 1 GeV, from 30 to 2000 GeV at LO, NLO and NNLO. The files are named ‘`masshisto$m_H.$order`’, so e.g. for $m_H = 200\text{GeV}$ the NLO file will be ‘`masshisto200.1`’.
- `muf/mhiggs` : The ratio of the factorization scale and the Higgs mass.
- `mur/mhiggs` : The ratio of the renormalization scale and the Higgs mass.
- `DecayMode`: Set to `no_width` for the zero width approximation total cross section, to ‘`total`’ for finite width total cross section, or to the decay modes ‘`gamma gamma`’, ‘`ZZ`’, ‘`WW`’, ‘`b b-bar`’.
- `ProductionMode`: Set to ‘`gg`’ for gluon fusion or to ‘`bb`’ for bottom-quark fusion.

¹⁰ Absolute or relative to the run directory.

- `K_ewk`: This is a global rescaling factor for all electroweak corrections. Set to 0.0 to switch them off.
- `K_ewk_real`: Set to 0.0 to switch the electroweak corrections to $H + j$ off.
- `K_ewk_real_b`: Set to 0.0 to switch the electroweak corrections to $H + j$ that include diagrams with massive quarks or Higgs boson in the loop, off.
- `m_top`: the pole mass of the top-quark.
- `Gamma_top`: the width of the top-quark.
- `Y_top` : rescaling factor for the SM Yukawa coupling of the top. Note that this can be set to an arbitrarily small positive value, but not to 0.0 exactly.
- `m_bot`: the \overline{MS} mass of the bottom-quark at 10GeV.
- `Gamma_bot`: the width of the bottom-quark.
- `Y_bot`: rescaling factor for the SM Yukawa coupling of the bottom-quark.
- **heavy quark**: Optional extra quarks in the model. The argument of this option should be formatted as $m_Q : \Gamma_Q : Y_Q$ where Y_Q is the rescaling factor from a SM-like Yukawa coupling m_Q/v . For example, adding an extra 300GeV quark with width 1.2GeV and a Yukawa coupling that is $5.7 \frac{m_Q}{v}$ the user should type:
`'heavy quark = 300.0 : 1.2 : 5.7'`
- `m_Z`: the mass of the Z boson.
- `Gamma_Z`: the width of the Z boson
- `m_W`: the mass of the W boson
- `Gamma_W`: the width of the W boson
- `epsrel`: Sets the relative Monte-Carlo integration error.
- `epsabs`: Sets the absolute Monte-Carlo integration error.
- `nstart` : Sets the number of points per Vegas iteration.
- `nincrease`: Set the number of points by which the number of points per iteration increases
- `mineval`: Set the minimum number of points before ending the Monte-Carlo integration
- `maxeval`: Set the maximum number of points after which the integration ends.

- **adapt to central only:** Set to 0 to force Vegas to adapt to all integrand. Set to 1 to adapt to the central integrand only. This is useful when running with PDF errors. Then each member of the PDF grid is treated as a separate integral. Adapting to the central only assumes that the peak structures of all integrals is similar which is a good approximation, and saves some CPU time.
- **vegas_verbose:** Set to 0 for silent Vegas output. Set to 2 to have information about each iteration printed in the standard output (the console).

9.3 Libraries used

The program uses the following libraries:

- The **Cuba** library [78], v.2.1, for numerical integration. We use the Vegas algorithm, that employs importance sampling for variance reduction. For details on integration related arguments see [78] or the manual included in the **Cuba-2.1** directory. We distribute **Cuba-2.1** and compile it from source.
- The **LHAPDF** library [79]. We assume the library is installed by the user. See Ref [22] for details on installation.
- The package **OneL0op** [19, 20] for the evaluation of one-loop scalar integrals with complex masses. We use the library for the evaluation of finite box and triangle master integrals with massive propagators, necessary for the electroweak corrections to $H + j$ with massive fermions in the loop. We have checked our implementation of all other integrals against both **OneL0op** and **QCD1loop** [21] at the limit of zero width for the massive propagators. We distribute **OneL0op** and compile it from source.
- The **CHAPLIN** package [18], for evaluating harmonic polylogarithms up to weight four for any complex argument. This package is also distributed.

10. Conclusions

In this article, we have presented a computer program, **iHixs**, for the inclusive cross-section of the Higgs boson in gluon fusion and bottom-quark fusion. **iHixs** provides the most precise predictions for the Higgs boson rate at hadron colliders in fixed order perturbation theory, including QCD corrections through NNLO and electroweak corrections for virtual and real radiative partonic processes. **iHixs** is interfaced with the **LHAPDF** library and allows the assessment of uncertainties due to the various determinations of the parton densities which are available in the library.

In a time in which Higgs boson searches are growing in intensity, **iHixs** provides a very flexible tool which can assist in this effort. **iHixs** provides inclusive cross-section predictions in and beyond the Standard Model, by allowing modifications of Yukawa and electroweak couplings as well as the introduction of new quarks with arbitrary Yukawa couplings and

masses. In addition, one can readily introduce effective Higgs-gluon interactions which can account for further beyond the Standard Model effects ¹¹.

The phenomenology of the Higgs boson and its production rates have been described extensively in the literature (recent updates can be found in Refs [50, 73–75]). We dedicated a very short analysis to issues which have been studied earlier at length, such as the magnitude of perturbative corrections and the convergence of the perturbative series beyond NNLO in QCD [76].

We have noticed that in recent experimental studies [3] the zero width approximation which is used for an expected light Higgs boson in the Standard Model is also employed for Higgs bosons or Higgs bosons with a sizable decay width. In this publication, we discuss finite width effects on the cross-section due to resonant Higgs boson diagrams. We also employ a prescription to estimate the effect of the signal-background interference for high Higgs boson masses which can be dramatic.

We believe that a realistic description of the Higgs line shape is necessary in setting exclusion limits for the Higgs boson. We remark that the description of the line shape in parton shower Monte-Carlo generators can be very different (for a comparison see Ref. [77]). We have also demonstrated that the magnitude of radiative corrections (K-factor) differs from expectations in the zero width approximation when a large range of virtualities for the Higgs boson is sampled.

`iHixs` allows the user to perform exhaustive studies of the Higgs boson cross-section at hadron colliders. We are looking forward to comparing `iHixs` predictions with LHC data.

Acknowledgments

We are grateful to Elisabetta Furlan and Claude Duhr for numerous communications concerning their parallel research on issues relevant to the development of `iHixs`. Special thanks to Fabian Stoeckli for detailed discussions on the line-shape of a heavy Higgs boson and sharing his insight from parton shower Monte-Carlo simulations, and to Andreas van Hameren for his assistance with `OneLOop`. Research supported by the Swiss National Foundation under contract SNF 200020-126632.

¹¹We are grateful to Elisabetta Furlan for extensive testings and feedback on implementing complicated extensions of the Standard Model in `iHixs`.

A. Tables of Higgs cross-sections

m_H	$\sigma(pb)$	$\% \delta_{PDF}^+$	$\% \delta_{PDF}^-$	$\% \delta_{\mu_F}^-$	$\% \delta_{\mu_F}^+$
110.0	21.04	4.05	-3.1	8.95	-9.6
115.0	19.22	4.05	-3.11	8.78	-9.55
120.0	17.7	4.05	-3.11	8.63	-9.5
125.0	16.3	4.04	-3.12	8.48	-9.46
130.0	15.04	4.04	-3.12	8.35	-9.42
135.0	13.92	4.03	-3.14	8.23	-9.37
140.0	12.93	4.04	-3.15	8.12	-9.34
145.0	12.03	4.03	-3.16	8.0	-9.32
150.0	11.22	4.04	-3.17	7.89	-9.28
155.0	10.49	4.05	-3.18	7.8	-9.25
160.0	9.77	4.04	-3.2	7.7	-9.22
165.0	8.87	4.05	-3.22	7.65	-9.2
170.0	8.23	4.05	-3.24	7.58	-9.17
175.0	7.69	4.05	-3.26	7.51	-9.15
180.0	7.2	4.06	-3.28	7.43	-9.13
185.0	6.69	4.06	-3.29	7.37	-9.13
190.0	6.26	4.07	-3.31	7.31	-9.12
195.0	5.89	4.07	-3.34	7.24	-9.1
200.0	5.57	4.07	-3.36	7.19	-9.06
210.0	5.01	4.09	-3.39	7.06	-9.02
220.0	4.54	4.1	-3.44	6.92	-8.99
230.0	4.14	4.11	-3.48	6.79	-8.96
240.0	3.8	4.12	-3.53	6.68	-8.91
250.0	3.5	4.14	-3.56	6.57	-8.85
260.0	3.25	4.13	-3.6	6.44	-8.84
270.0	3.04	4.17	-3.65	6.3	-8.79
280.0	2.85	4.18	-3.69	6.18	-8.74
290.0	2.7	4.19	-3.73	6.04	-8.65
300.0	2.57	4.21	-3.78	5.89	-8.58

Table 5: Total cross section for LHC at $\sqrt{s} = 7\text{TeV}$ with MSTW PDF errors (corresponding to 68%CL).

m_H	$\sigma(pb)$	$\% \delta_{PDF}^+$	$\% \delta_{PDF}^-$	$\% \delta_{\mu_F}^-$	$\% \delta_{\mu_F}^+$
110.0	19.2	3.1	-3.1	8.16	-9.19
115.0	17.51	3.1	-3.1	8.02	-9.13
120.0	16.07	3.1	-3.1	7.89	-9.09
125.0	14.76	3.1	-3.1	7.77	-9.06
130.0	13.6	3.1	-3.1	7.65	-9.02
135.0	12.55	3.2	-3.2	7.55	-8.99
140.0	11.63	3.2	-3.2	7.44	-8.95
145.0	10.8	3.2	-3.2	7.33	-8.94
150.0	10.05	3.3	-3.3	7.26	-8.9
155.0	9.37	3.3	-3.3	7.17	-8.88
160.0	8.71	3.3	-3.3	7.1	-8.85
165.0	7.89	3.4	-3.4	7.05	-8.83
170.0	7.3	3.4	-3.4	6.99	-8.82
175.0	6.81	3.4	-3.4	6.93	-8.79
180.0	6.36	3.5	-3.5	6.86	-8.79
185.0	5.9	3.5	-3.5	6.82	-8.79
190.0	5.5	3.5	-3.5	6.77	-8.77
195.0	5.17	3.6	-3.6	6.72	-8.74
200.0	4.88	3.6	-3.6	6.66	-8.71
210.0	4.37	3.7	-3.7	6.54	-8.7
220.0	3.94	3.8	-3.8	6.43	-8.67
230.0	3.58	3.9	-3.9	6.34	-8.62
240.0	3.27	4.0	-4.0	6.22	-8.61
250.0	3.0	4.1	-4.1	6.13	-8.57
260.0	2.77	4.2	-4.2	6.03	-8.52
270.0	2.58	4.3	-4.3	5.94	-8.45
280.0	2.41	4.4	-4.4	5.82	-8.4
290.0	2.27	4.5	-4.5	5.7	-8.35
300.0	2.15	4.6	-4.6	5.55	-8.28

Table 6: Total cross section for LHC at $\sqrt{s} = 7\text{TeV}$ with ABKM PDF errors (corresponding to 68%CL).

m_H	$\sigma(pb)$	$\% \delta_{PDF}^+$	$\% \delta_{PDF}^-$	$\% \delta_{\mu_F}^-$	$\% \delta_{\mu_F}^+$
110.0	18.66	3.6	-3.6	7.87	-8.63
115.0	17.1	3.5	-3.5	7.73	-8.59
120.0	15.79	3.5	-3.5	7.58	-8.55
125.0	14.58	3.5	-3.5	7.46	-8.5
130.0	13.49	3.4	-3.4	7.35	-8.46
135.0	12.52	3.4	-3.4	7.25	-8.42
140.0	11.66	3.4	-3.4	7.14	-8.39
145.0	10.88	3.4	-3.4	7.04	-8.36
150.0	10.17	3.3	-3.3	6.95	-8.33
155.0	9.53	3.3	-3.3	6.85	-8.31
160.0	8.89	3.3	-3.3	6.77	-8.3
165.0	8.09	3.4	-3.4	6.73	-8.29
170.0	7.53	3.4	-3.4	6.66	-8.31
175.0	7.05	3.4	-3.4	6.58	-8.33
180.0	6.62	3.4	-3.4	6.53	-8.36
185.0	6.17	3.4	-3.4	6.46	-8.42
190.0	5.78	3.5	-3.5	6.4	-8.46
195.0	5.45	3.5	-3.5	6.35	-8.5
200.0	5.16	3.6	-3.6	6.29	-8.54
210.0	4.66	3.6	-3.6	6.18	-8.62
220.0	4.24	3.7	-3.7	6.04	-8.7
230.0	3.88	3.8	-3.8	5.94	-8.75
240.0	3.57	4.0	-4.0	5.83	-8.81
250.0	3.31	4.1	-4.1	5.7	-8.9
260.0	3.08	4.2	-4.2	5.61	-8.92
270.0	2.88	4.4	-4.4	5.49	-8.96
280.0	2.72	4.5	-4.5	5.38	-8.97
290.0	2.58	4.6	-4.6	5.24	-9.0
300.0	2.46	4.8	-4.8	5.09	-9.01

Table 7: Total cross section for LHC at $\sqrt{s} = 7\text{TeV}$ with GJR PDF errors (corresponding to 68%CL).

B. Matrix element coefficients

B.1 Master Integral Definitions

In the following we will use the shorthand notation

$$p_{i_1 i_2 \dots i_n} = p_{i_1} + p_{i_2} + \dots + p_{i_n}$$

and define the Mandelstam variables

$$s = (p_{12})^2, \quad t = (p_{23})^2, \quad u = (p_{13})^2, \quad m_H^2 = (p_{123})^2$$

where $p_1^2 = p_2^2 = p_3^2 = 0$. The master integrals are then given by

$$\begin{aligned} \text{Tadp}(m^2) &= \int \frac{d^D k}{i\pi^{D/2}} \frac{1}{[k^2 - m^2]} \\ \text{Bub}(s, m^2) &= \int \frac{d^D k}{i\pi^{D/2}} \frac{1}{[k^2 - m^2][(k + p_{12})^2 - m^2]} \\ \text{Tria}(s, m^2) &= s \cdot \int \frac{d^D k}{i\pi^{D/2}} \frac{1}{[k^2 - m^2][(k + p_1)^2 - m^2][(k + p_{12})^2 - m^2]} \\ \text{Box}(s, t, u, m^2) &= s \cdot t \cdot \int \frac{d^D k}{i\pi^{D/2}} \frac{1}{[k^2 - m^2][(k + p_1)^2 - m^2][(k + p_{12})^2 - m^2][(k + p_{123})^2 - m^2]} \\ \text{BubE}(s, m_1^2, m_2^2) &= \int \frac{d^D k}{i\pi^{D/2}} \frac{1}{[k^2 - m_1^2][(k + p_{12})^2 - m_2^2]} \\ \text{TriaE}(s, m_H^2, m_1^2, m_2^2) &= s \cdot \int \frac{d^D k}{i\pi^{D/2}} \frac{1}{[k^2 - m_1^2][(k + p_{12})^2 - m_2^2][(k + p_{123})^2 - m_1^2]} \\ \text{TriaF}(s, m_1^2, m_2^2) &= s \cdot \int \frac{d^D k}{i\pi^{D/2}} \frac{1}{[k^2 - m_1^2][(k + p_1)^2 - m_2^2][(k + p_{12})^2 - m_2^2]} \\ \text{BoxE}(s, t, m_H^2, m_1^2, m_2^2) &= s \cdot t \cdot \int \frac{d^D k}{i\pi^{D/2}} \frac{1}{[k^2 - m_1^2][(k + p_1)^2 - m_2^2][(k + p_{12})^2 - m_2^2][(k + p_{123})^2 - m_1^2]}. \end{aligned} \tag{B.1}$$

We also define

$$\text{BubD}(s, m_q^2, t) = \text{Bub}(s, m_q^2) - \text{Bub}(t, m_q^2).$$

B.2 A_{gggH}

$$\begin{aligned} A_{gggH}^{1q}(s, t, u, m_q^2) &= 2 \frac{(2st + tu + su) \text{Box}(s, t, u, m_q^2)}{u} + 2 \frac{(2tu + st + su) \text{Box}(t, u, s, m_q^2)}{s} \\ &+ 2 \frac{(2su + tu + st) \text{Box}(u, s, t, m_q^2)}{t} - 8 \frac{(4tu + t^2 + u^2) s \text{BubD}(s, m_q^2, s + t + u)}{(u + t)^2} \\ &- 8 \frac{(u^2 + 4su + s^2) t \text{BubD}(t, m_q^2, s + t + u)}{(u + s)^2} - 8 \frac{(4st + s^2 + t^2) u \text{BubD}(u, m_q^2, s + t + u)}{(t + s)^2} \\ &+ \left(4 \frac{5s^4 ut^2 + 5su^4 t^2 + 8su^3 t^3 + 10s^2 u^3 t^2 + 10s^2 u^2 t^3 + 10s^3 u^2 t^2 + 8s^3 ut^3 + 5t^4 u^2 s}{t(u+t)s(u+s)u(t+s)} \right. \\ &\left. + \frac{5s^2 t^4 u + 5ts^2 u^4 + 8ts^3 u^3 + 5s^4 u^2 t + 2u^4 t^3 + 2u^3 t^4 + 2s^3 u^4 + 2s^4 u^3 + 2s^3 t^4 + 2s^4 t^3}{t(u+t)s(u+s)u(t+s)} \right) \end{aligned}$$

$$\begin{aligned}
& -16m_q^2 \left[\frac{8t^3u^2s + 4tu^4s + 8tu^3s^2 + 8s^2t^3u + 8t^2u^3s + 4t^4su + 4t^3u^3 + 3t^2u^4 + 3t^4s^2}{(u+s)^2(t+s)^2(u+t)^2} \right. \\
& \left. + \frac{3s^2u^4 + 3t^4u^2 + 4s^3u^3 + 3s^4u^2 + 3s^4t^2 + 4t^3s^3 + 8s^3u^2t + 4s^4ut + 6s^2t^2u^2 + 8s^3t^2u}{(u+s)^2(t+s)^2(u+t)^2} \right] \\
& \times \text{Tria}(s+t+u, m_q^2) \\
& + \left(16 \frac{(u^2+t^2)m_q^2}{(u+t)^2} - 4 \frac{2t^3s + 3st^2u + 3su^2t + 2su^3 + t^3u + u^3t}{tu(u+t)} \right) \text{Tria}(s, m_q^2) \\
& + \left(16 \frac{(s^2+u^2)m_q^2}{(u+s)^2} - 4 \frac{2ts^3 + 3s^2ut + 3su^2t + 2u^3t + su^3 + s^3u}{su(u+s)} \right) \text{Tria}(t, m_q^2) \\
& + \left(16 \frac{(t^2+s^2)m_q^2}{(t+s)^2} - 4 \frac{2s^3u + 3s^2ut + 3st^2u + 2t^3u + t^3s + ts^3}{st(t+s)} \right) \text{Tria}(u, m_q^2) \\
& - 16 \frac{st^2u + s^2ut + su^2t + s^2t^2 + t^3u + s^3u + t^3s + t^2u^2 + su^3 + ts^3 + u^3t + s^2u^2}{(u+t)(u+s)(t+s)}
\end{aligned}$$

$$\begin{aligned}
A_{gggH}^{2q}(s, t, u, m_q^2) &= \left(-16m_q^2 - 2 \frac{-u^2 - tu + 2st}{u} \right) \text{Box}(s, t, u, m_q^2) \\
& + \left(-16m_q^2 + 2 \frac{st + s^2 - 2tu}{s} \right) \text{Box}(t, u, s, m_q^2) \\
& + \left(16m_q^2 + 4 \frac{su}{t} \right) \text{Box}(u, s, t, m_q^2) + 8 \frac{s(-u+t) \text{BubD}(s, m_q^2, s+t+u)}{u+t} \\
& + 8 \frac{(u^2 + 4su + s^2) t \text{BubD}(t, m_q^2, s+t+u)}{(u+s)^2} - 8 \frac{(s-t) u \text{BubD}(u, m_q^2, s+t+u)}{t+s} \\
& + \left(-16 \frac{(u^3t + 3t^2u^2 + 5s^2ut + 3s^2t^2 - su^3 + 5su^2t + 8st^2u - s^3u + ts^3) m_q^2}{(u+s)^2(t+s)(u+t)} \right. \\
& \left. - 4 \frac{2s^3t^2 - st^2u^2 + 2t^2u^3 - s^2t^2u - 2tu^2s^2 - 2s^2u^3 - 2s^3u^2}{(u+s)stu} \right) \text{Tria}(s+t+u, m_q^2) \\
& + \left(16 \frac{(-u+t)m_q^2}{u+t} + 4 \frac{2t^2s - t^2u - 2u^2s}{tu} \right) \text{Tria}(s, m_q^2) \\
& + \left(16 \frac{(u^2 + 4su + s^2) m_q^2}{(u+s)^2} + 4 \frac{2ts^3 - 2s^2u^2 + s^2ut + su^2t + 2u^3t}{su(u+s)} \right) \text{Tria}(t, m_q^2) \\
& + \left(-16 \frac{(s-t)m_q^2}{t+s} - 4 \frac{2s^2u + t^2s - 2t^2u}{st} \right) \text{Tria}(u, m_q^2) - 16 \frac{su + st + tu}{u+s} \quad (\text{B.2})
\end{aligned}$$

$$A_{gggH}^{3q}(s, t, u, m_q^2) = A_2(t, u, s, m_q^2) \quad (\text{B.3})$$

$$A_{gggH}^{4q}(s, t, u, m_q^2) = A_2(u, s, t, m_q^2) \quad (\text{B.4})$$

B.3 $A_{q\bar{q}gH}$

Defining

$$\tau_q \equiv \frac{4m_q^2}{m_H^2}$$

we have

$$\begin{aligned}
A_{qqgH}(\tau_q, y, m_H^2) &= -\frac{3}{4} \left\{ \frac{-2A(\tau_q)}{1-y} \right. \\
&+ \frac{2y}{(1-y)^2} \text{BubD}(y \cdot m_H^2, m_q^2, m_H^2) + \frac{\tau y}{(1-y)^2} \left[\frac{\text{Tria}(y \cdot m_H^2, m_q^2)}{y} - \text{Tria}(m_H^2, m_q^2) \right] \\
&\left. - \frac{1}{1-y} (1-\epsilon) \text{Tria}(y \cdot m_H^2, m_q^2) \right\} \quad (\text{B.5})
\end{aligned}$$

Notice that for $y_{12} \rightarrow 0$ we have that

$$\lim_{y_{12} \rightarrow 0} A_{qqg}(\tau_q, y_{12}, m_H^2) = A(\tau_q, m_H^2), \quad (\text{B.6})$$

which is the familiar kernel of the born $gg \rightarrow h$ amplitude.

B.4 A_{ewk}

$$\begin{aligned}
A_{ewk}(s, t, u, m_H, m_z) &= \frac{t(m_z^2 - s)}{s[m_z^2(s+t) - st]} \text{BoxE}^{(d=6)}(s, t, m_H^2, m_z^2, 0) \\
&+ \frac{m_z^2(m_z^2 - s)}{s[m_z^2(s+t) - st]} \text{TriaE}(s, m_H^2, m_z^2, 0) \\
&+ \frac{1}{s} \left[1 - \frac{m_z^2}{s+u} - \frac{m_z^4}{m_z^2(s+t) - st} \right] \text{TriaE}(t, m_H^2, m_z^2, 0) \\
&+ \frac{\text{Bub}(m_H^2, m_z^2) - \text{BubE}(t, m_z^2, 0)}{s(s+u)}, \quad (\text{B.7})
\end{aligned}$$

with $u = m_H^2 - s - t$. Where we have expressed the form factor in terms of the 6-dimensional Box using the following relation

$$\begin{aligned}
\text{BoxE}^{(d=6)}(s, t, m_H^2, m_z^2, 0) &= -\frac{((s+t)m_z^2 - 2st)((s+t)m_z^2 - st)(-1+\epsilon)\text{Tadp}(m_z^2)}{2\epsilon(m_z^2 - t)m_z^2(m_z^2 - s)(-1+2\epsilon)stu} \\
&+ \frac{((s+t)m_z^2 - st)\text{BubE}(s, m_z^2, 0)}{2tu(m_z^2 - s)\epsilon} + \frac{((s+t)m_z^2 - st)\text{BubE}(t, m_z^2, 0)}{2su(m_z^2 - t)\epsilon} \\
&- \frac{((st + t^2 - su + tu)m_z^2 - st(u+t))\text{TriaE}(s, m_H^2, m_z^2, 0)}{2(-1+2\epsilon)stu} \\
&- \frac{((su + s^2 - tu + st)m_z^2 - st(s+u))\text{TriaE}(t, m_H^2, m_z^2, 0)}{2(-1+2\epsilon)stu} \\
&+ \frac{((s+t)^2 m_z^4 - 2st(s+t)m_z^2 + s^2 t^2)\text{BoxE}(s, t, m_H^2, m_z^2, 0)}{2(-1+2\epsilon)stu} \quad (\text{B.8})
\end{aligned}$$

B.5 $A_{ewk}^{m_t}$

The form factor for the mixed QCD-electroweak corrections to $H + j$ with a top-quark in the loop is:

$$A_{ewk}^{m_t}(s, t, u, m_w^2, m_t^2) = \frac{m_t^2 \text{Tadp}(m_w^2) - m_t^2 \text{Tadp}(m_t^2)}{4s^2 m_w^4}$$

$$\begin{aligned}
& + \frac{m_t^2 (-m_w^2 + m_t^2) \text{BubE}(s, m_w^2, m_t^2)}{4s^2 m_w^4} \\
& + \frac{(-m_H^2 m_t^2 - 2m_t^2 m_w^2 - 4m_w^4) \text{BubE}(t, m_w^2, m_t^2)}{4s(u+s)m_w^4} \\
& + \frac{(m_H^2 m_t^2 + 2m_t^2 m_w^2 + 4m_w^4) \text{Bub}(m_H^2, m_w^2)}{4s(u+s)m_w^4} \\
& + \left\{ \begin{aligned}
& [-2t(-t+s)m_w^2 m_t^6 - t(-t+s)m_H^2 m_t^6 - 2t(-t+s)m_w^4 m_t^4 \\
& + t(3s^2 + us - tu - t^2)m_w^2 m_t^4 - t^2 s m_H^2 m_t^4 + 4t(-t+s)m_w^6 m_t^2 \\
& - 2t(s^2 - st)m_t^2 m_w^4 + 2s^2 t^2 m_w^2 m_t^2] \text{TriaF}(t, m_w^2, m_t^2) \\
& + [-(s+t)m_H^2 m_t^8 + (-2t-2s)m_w^2 m_t^8 - m_H^2(tu+us+t^2)m_t^6 \\
& + (t^2 + 3s^2 + 6st + tu + us)m_w^2 m_t^6 \\
& + (2s+2t)m_w^4 m_t^6 + m_H^2(stu+t^2s)m_t^4 \\
& + (tu^2 + t^3 + 3s^2u + 3stu + 2t^2s + 2t^2u - s^2t + su^2)m_w^2 m_t^4 \\
& + (-5t^2 - 7s^2 - 5us - 5tu - 8st)m_w^4 m_t^4 + (6t+6s)m_w^6 m_t^4 \\
& - 2s^2t(u+t)m_w^2 m_t^2 + (-3s^2t - 3stu - 2s^2u - 3t^2s)m_w^4 m_t^2 \\
& + (12st + 5tu + 5us + 9s^2 + 5t^2)m_w^6 m_t^2 + (-10s - 10t)m_w^8 m_t^2 + 4m_w^6 s^2t \\
& + (-8st - 4s^2)m_w^8 + (4t+4s)m_w^{10}] \text{TriaE}(s, m_H^2, m_w^2, m_t^2) \\
& + [m_t^8(s+t)^2 + (-s^2u + 3t^2s + 2s^2t + 5stu - s^3)m_t^6 \\
& + (-4s^2 - 2t^2 - 2st)m_w^2 m_t^6 - s^2t(u+s)m_t^4 \\
& + (s^2u + 3s^3 - stu - 2s^2t - 3t^2s)m_w^2 m_t^4 + (-s^2 + t^2 + 4st)m_w^4 m_t^4 \\
& + 2s^3 t m_w^2 m_t^2 - 2s^2(-t+s)m_w^4 m_t^2 + (-4st + 4s^2)m_w^6 m_t^2] \text{TriaF}(s, m_w^2, m_t^2) \\
& + [2t(s+t)m_w^2 m_t^6 + t(s+t)m_H^2 m_t^6 \\
& - 2t(st+tu+t^2+s^2-us)m_t^4 m_w^2 + t m_H^2(st+2us)m_t^4 \\
& - 6t(s+t)m_w^6 m_t^2 + t(5s^2+t^2+tu+9us+8st)m_t^2 m_w^4 \\
& - t(t^2s+4s^2u+s^2t+stu)m_t^2 m_w^2 + 4t(s+t)m_w^8 - 4t(2st+s^2)m_w^6 \\
& + 4m_w^4 s^2 t^2] \text{BoxE}^{(d=6)}(s, t, m_H^2, m_w^2, m_t^2) \left. \vphantom{\left. \begin{aligned} & + \left[4sm_w^4 \left(4m_t^2 stu + ((s+t)(-m_w^2 + m_t^2) + st)^2 \right) \right]^{-1} \right.} \right\} \\
& \times \left[4sm_w^4 \left(4m_t^2 stu + ((s+t)(-m_w^2 + m_t^2) + st)^2 \right) \right]^{-1} \\
& + \left\{ \begin{aligned}
& (s+t)(2s+u+t)m_h^2 m_t^8 + 2(s+t)(2s+u+t)m_w^2 m_t^8 \\
& - 2(s+t)(2s+u+t)m_w^4 m_t^6 \\
& + (-3stu - 9s^2t - 4s^3 - su^2 - 6t^2s - 3t^3 - 4t^2u - tu^2 - 5s^2u)m_w^2 m_t^6 \\
& + (t^2u + 3t^2s + 6stu + tu^2 + 3s^2t + su^2 + s^3 + 2s^2u)m_h^2 m_t^6 \\
& - 6(s+t)(2s+u+t)m_w^6 m_t^4 \\
& + (17s^2u + 5su^2 + 27stu + 5tu^2 + 6t^2u + 17s^2t + 12t^2s + 12s^3 + 3t^3)m_w^4 m_t^4 \\
& + (-14t^2su - 6u^2st - 2t^3u - 9s^2t^2 - 3t^2u^2 - tu^3 - 7s^3u - 5s^2u^2 - 6t^3s
\end{aligned} \right.
\end{aligned}
\right.
\end{aligned}$$

$$\begin{aligned}
& -su^3 - 8s^3t - 3s^4 - 13s^2ut) m_w^2 m_t^4 + (2s^2t^2 + t^2su + u^2st + 2s^2ut + s^3t) m_H^2 m_t^4 \\
& + 10(s+t)(2s+u+t) m_w^8 m_t^2 \\
& + (-19s^2u - 5su^2 - 41stu - 5tu^2 - 8t^2u - 33s^2t - 22t^2s - 14s^3 - t^3) m_w^6 m_t^2 \\
& + (t^3u + t^2u^2 + 12t^2su + 15s^2t^2 + 12u^2st + 2s^2u^2 + 3t^3s + 4s^3u \\
& + 10s^3t + 2s^4 + 22s^2ut) m_w^4 m_t^2 \\
& - st(2su^2 + 2s^3 + t^2u + tu^2 + 4s^2u + 3stu + 2t^2s + 2s^2t) m_w^2 m_t^2 \\
& - 4(s+t)(2s+u+t) m_w^{10} + (4t^2u + 12stu + 4s^2u + 20s^2t + 12t^2s + 4s^3) m_w^8 \\
& - 4stm_w^6(2us + 3st + 2s^2 + 2tu) + 4s^2t^2(u+s) m_w^4 \Big\} \text{TriaE}(t, m_H^2, m_w^2, m_t^2) \\
& \times \left[4s(u+s) m_w^4 \left(4m_t^2 stu + ((s+t)(-m_w^2 + m_t^2) + st)^2 \right) \right]^{-1} \tag{B.9}
\end{aligned}$$

where

$$\begin{aligned}
\text{BoxE}^{(d=6)}(s, t, m_H^2, m_w^2, m_t^2) &= \left(s^2t^2 - 2(s+t)^2 m_t^2 m_w^2 - 2st(s+t) m_w^2 \right. \\
& + 2st(t+s+2u) m_t^2 + (s+t)^2 m_w^4 + (s+t)^2 m_t^4 \Big) \frac{\text{BoxE}(s, t, m_H^2, m_w^2, m_t^2)}{2stu(-1+2\epsilon)} \\
& + \frac{((su - tu - st - t^2) m_w^2 + (tu + st - su + t^2) m_t^2 + st(u+t)) \text{TriaE}(s, m_H^2, m_w^2, m_t^2)}{2stu(-1+2\epsilon)} \\
& + \frac{((-st - su + tu - s^2) m_w^2 + (su + st - tu + s^2) m_t^2 + st(s+u)) \text{TriaE}(t, m_H^2, m_w^2, m_t^2)}{2stu(-1+2\epsilon)} \\
& - \frac{(s \text{TriaF}(s, m_w^2, m_t^2) + t \text{TriaF}(t, m_w^2, m_t^2))((-t-s) m_w^2 + (s+t) m_t^2 + st)}{2stu(-1+2\epsilon)} \tag{B.10}
\end{aligned}$$

and $m_H^2 = s + t + u$. The $m_t \rightarrow 0$ limit of this form factor trivially lead to A_{cwk} of eq. B.7.

References

- [1] R. Barate *et al.* [LEP Working Group for Higgs boson searches and ALEPH Collaboration and and], Phys. Lett. B **565** (2003) 61 [arXiv:hep-ex/0306033].
- [2] T. Aaltonen *et al.* [CDF and D0 Collaboration], arXiv:1103.3233 [hep-ex].
- [3] T. A. Collaboration, arXiv:1106.2748 [hep-ex].
- [4] S. Chatrchyan *et al.* [CMS Collaboration], Phys. Lett. B **699** (2011) 25 [arXiv:1102.5429 [hep-ex]].
- [5] W. J. Marciano, Annals N. Y. Acad. Sci. **518** (1987) 180.
- [6] C. T. Hill, Annals N. Y. Acad. Sci. **518** (1987) 168.
- [7] E. W. N. Glover, J. Ohnemus and S. S. D. Willenbrock, Phys. Lett. B **206** (1988) 696.
- [8] V. D. Barger, E. W. N. Glover, K. Hikasa, W. Y. Keung, M. G. Olsson, C. J. Suchyta and X. R. Tata, Phys. Rev. Lett. **57** (1986) 1672.
- [9] A. Falkowski, Phys. Rev. D **77**, 055018 (2008) [arXiv:0711.0828 [hep-ph]].

- [10] G. F. Giudice, C. Grojean, A. Pomarol and R. Rattazzi, *JHEP* **0706** (2007) 045 [arXiv:hep-ph/0703164].
- [11] E. Furlan, arXiv:1106.4024 [hep-ph].
- [12] T. P. Cheng and M. Sher, *Phys. Rev. D* **35** (1987) 3484.
- [13] K. S. Babu and S. Nandi, *Phys. Rev. D* **62**, 033002 (2000) [arXiv:hep-ph/9907213].
- [14] G. F. Giudice and O. Lebedev, *Phys. Lett. B* **665** (2008) 79 [arXiv:0804.1753 [hep-ph]].
- [15] J. J. van der Bij and S. Dilcher, *Phys. Lett. B* **655**, 183 (2007) [arXiv:0707.1817 [hep-ph]].
- [16] J. J. van der Bij and B. Pulice, arXiv:1104.2062 [hep-ph].
- [17] H. Georgi, *Phys. Rev. Lett.* **98** (2007) 221601 [arXiv:hep-ph/0703260].
- [18] S. Buehler and C. Duhr, arXiv:1106.5739 [hep-ph].
- [19] A. van Hameren, arXiv:1007.4716 [hep-ph].
- [20] A. van Hameren, C. G. Papadopoulos and R. Pittau, *JHEP* **0909** (2009) 106 [arXiv:0903.4665 [hep-ph]].
- [21] R. K. Ellis and G. Zanderighi, *JHEP* **0802** (2008) 002 [arXiv:0712.1851 [hep-ph]].
- [22] <http://hepforge.cedar.ac.uk/lhapdf/>
- [23] S. Alekhin, J. Blumlein, S. Klein and S. Moch, *Phys. Rev. D* **81** (2010) 014032 [arXiv:0908.2766 [hep-ph]].
- [24] A. D. Martin, W. J. Stirling, R. S. Thorne and G. Watt, *Eur. Phys. J. C* **63** (2009) 189 [arXiv:0901.0002 [hep-ph]].
- [25] P. Jimenez-Delgado and E. Reya, *Phys. Rev. D* **80** (2009) 114011 [arXiv:0909.1711 [hep-ph]].
- [26] A. Djouadi, J. Kalinowski and M. Spira, *Comput. Phys. Commun.* **108** (1998) 56 [arXiv:hep-ph/9704448].
- [27] D. Graudenz, M. Spira and P. M. Zerwas, *Phys. Rev. Lett.* **70** (1993) 1372.
- [28] M. Spira, A. Djouadi, D. Graudenz and P. M. Zerwas, *Nucl. Phys. B* **453**, 17 (1995) [arXiv:hep-ph/9504378].
- [29] S. Dawson, *Nucl. Phys. B* **359**, 283 (1991).
- [30] A. Djouadi, M. Spira and P. M. Zerwas, *Phys. Lett. B* **264** (1991) 440.
- [31] R. Harlander and P. Kant, *JHEP* **0512**, 015 (2005) [arXiv:hep-ph/0509189].
- [32] C. Anastasiou, S. Beerli, S. Bucherer, A. Daleo and Z. Kunszt, *JHEP* **0701** (2007) 082 [arXiv:hep-ph/0611236].
- [33] U. Aglietti, R. Bonciani, G. Degrossi and A. Vicini, *JHEP* **0701**, 021 (2007) [arXiv:hep-ph/0611266].
- [34] R. K. Ellis, I. Hinchliffe, M. Soldate and J. J. van der Bij, *Nucl. Phys. B* **297** (1988) 221.
- [35] U. Baur and E. W. N. Glover, *Nucl. Phys. B* **339**, 38 (1990).
- [36] R. Bonciani, G. Degrossi and A. Vicini, *JHEP* **0711**, 095 (2007) [arXiv:0709.4227 [hep-ph]].
- [37] C. Anastasiou, S. Bucherer and Z. Kunszt, *JHEP* **0910**, 068 (2009) [arXiv:0907.2362 [hep-ph]].

- [38] C. Anastasiou, R. Boughezal and E. Furlan, *JHEP* **1006**, 101 (2010) [arXiv:1003.4677 [hep-ph]].
- [39] K. G. Chetyrkin, B. A. Kniehl and M. Steinhauser, *Phys. Rev. Lett.* **79** (1997) 353 [arXiv:hep-ph/9705240].
- [40] M. Kramer, E. Laenen and M. Spira, *Nucl. Phys. B* **511** (1998) 523 [arXiv:hep-ph/9611272].
- [41] R. V. Harlander and W. B. Kilgore, *Phys. Rev. D* **64**, 013015 (2001) [arXiv:hep-ph/0102241].
- [42] S. Catani, D. de Florian and M. Grazzini, *JHEP* **0105**, 025 (2001) [arXiv:hep-ph/0102227].
- [43] R. V. Harlander and W. B. Kilgore, *Phys. Rev. Lett.* **88**, 201801 (2002) [arXiv:hep-ph/0201206].
- [44] C. Anastasiou and K. Melnikov, *Nucl. Phys. B* **646**, 220 (2002) [arXiv:hep-ph/0207004].
- [45] V. Ravindran, J. Smith and W. L. van Neerven, *Nucl. Phys. B* **665**, 325 (2003) [arXiv:hep-ph/0302135].
- [46] S. Actis, G. Passarino, C. Sturm and S. Uccirati, *Nucl. Phys. B* **811**, 182 (2009) [arXiv:0809.3667 [hep-ph]].
- [47] S. Actis, G. Passarino, C. Sturm and S. Uccirati, *Phys. Lett. B* **670**, 12 (2008) [arXiv:0809.1301 [hep-ph]].
- [48] U. Aglietti, R. Bonciani, G. Degrassi and A. Vicini, *Phys. Lett. B* **595**, 432 (2004) [arXiv:hep-ph/0404071].
- [49] W. Y. Keung and F. J. Petriello, *Phys. Rev. D* **80**, 013007 (2009) [arXiv:0905.2775 [hep-ph]].
- [50] C. Anastasiou, R. Boughezal and F. Petriello, *JHEP* **0904**, 003 (2009) [arXiv:0811.3458 [hep-ph]].
- [51] J. M. Campbell *et al.*, arXiv:hep-ph/0405302.
- [52] S. Dittmaier, M. 1. Kramer and M. Spira, *Phys. Rev. D* **70** (2004) 074010 [arXiv:hep-ph/0309204].
- [53] S. Dawson, C. B. Jackson, L. Reina and D. Wackerth, *Phys. Rev. D* **69** (2004) 074027 [arXiv:hep-ph/0311067].
- [54] D. Dicus, T. Stelzer, Z. Sullivan and S. Willenbrock, *Phys. Rev. D* **59** (1999) 094016 [arXiv:hep-ph/9811492].
- [55] E. Boos and T. Plehn, *Phys. Rev. D* **69**, 094005 (2004) [arXiv:hep-ph/0304034].
- [56] F. Maltoni, Z. Sullivan and S. Willenbrock, *Phys. Rev. D* **67** (2003) 093005 [arXiv:hep-ph/0301033].
- [57] R. V. Harlander, W. B. Kilgore, *Phys. Rev. D* **68**, 013001 (2003). [hep-ph/0304035].
- [58] `bbh@nn1o`, numerical implementation of the calculation in *Phys. Rev. D* **68** (2003) 013001 [hep-ph/0304035], <http://particle.uni-wuppertal.de/harlander/software/bbh@nn1o/>
- [59] M. Beneke, A. P. Chapovsky, A. Signer and G. Zanderighi, *Nucl. Phys. B* **686** (2004) 205 [arXiv:hep-ph/0401002].
- [60] A. Denner, S. Dittmaier, M. Roth and L. H. Wieders, *Nucl. Phys. B* **724** (2005) 247 [arXiv:hep-ph/0505042].

- [61] G. Zanderighi, arXiv:hep-ph/0405124.
- [62] E. W. N. Glover and J. J. van der Bij, Nucl. Phys. B **321** (1989) 561.
- [63] E. W. N. Glover and J. J. van der Bij, Phys. Lett. B **219** (1989) 488.
- [64] U. Baur and E. W. N. Glover, Nucl. Phys. B **347** (1990) 12.
- [65] G. Valencia and S. Willenbrock, Phys. Rev. D **46** (1992) 2247.
- [66] M. H. Seymour, Phys. Lett. B **354** (1995) 409 [arXiv:hep-ph/9505211].
- [67] G. Passarino, C. Sturm and S. Uccirati, Nucl. Phys. B **834** (2010) 77 [arXiv:1001.3360 [hep-ph]].
- [68] S. Alekhin, J. Blumlein, P. Jimenez-Delgado, S. Moch, E. Reya, Phys. Lett. **B697** (2011) 127-135. [arXiv:1011.6259 [hep-ph]].
- [69] C. Anastasiou, S. Buehler, E. Furlan, F. Herzog, A. Lazopoulos, [arXiv:1103.3645 [hep-ph]].
- [70] R. V. Harlander and K. J. Ozeren, JHEP **0911** (2009) 088 [arXiv:0909.3420 [hep-ph]].
- [71] A. Pak, M. Rogal and M. Steinhauser, JHEP **1002** (2010) 025 [arXiv:0911.4662 [hep-ph]].
- [72] The ATLAS collaboration, “Expected Performance of the ATLAS Experiment,” , CERN-OPEN-2008-020
- [73] D. de Florian and M. Grazzini, Phys. Lett. B **674** (2009) 291 [arXiv:0901.2427 [hep-ph]].
- [74] V. Ahrens, T. Becher, M. Neubert and L. L. Yang, Phys. Lett. B **698** (2011) 271 [arXiv:1008.3162 [hep-ph]].
- [75] J. Baglio and A. Djouadi, JHEP **1103** (2011) 055 [arXiv:1012.0530 [hep-ph]].
- [76] S. Moch and A. Vogt, Phys. Lett. B **631** (2005) 48 [arXiv:hep-ph/0508265].
- [77] S. Alioli, P. Nason, C. Oleari and E. Re, JHEP **0904** (2009) 002 [arXiv:0812.0578 [hep-ph]].
- [78] T. Hahn, Comput. Phys. Commun. **168** (2005) 78 [arXiv:hep-ph/0404043].
- [79] M. R. Whalley, D. Bourilkov and R. C. Group, arXiv:hep-ph/0508110.
- [80] O. Brein, Phys. Rev. **D81** (2010) 093006. [arXiv:1003.4438 [hep-ph]].