




The Compact Muon Solenoid Experiment
Conference Report

Mailing address: CMS CERN, CH-1211 GENEVA 23, Switzerland



2018/10/23

Centrality and p_T dependence of charged particle R_{AA} in
PbPb collisions at $\sqrt{s_{NN}} = 2.76$ TeV

Andre S. Yoon for the CMS collaboration

Abstract

The transverse momentum (p_T) spectra of charged particles is measured by CMS as a function of collision centrality in PbPb collisions at $\sqrt{s_{NN}} = 2.76$ TeV. The results are compared to a pp reference spectrum, constructed by interpolation between $\sqrt{s} = 0.9$ and 7 TeV measurements. The nuclear modification factor (R_{AA}) is constructed by dividing the PbPb p_T spectrum, normalized to the number of binary collisions (N_{coll}), by the pp spectrum. Measured R_{AA} in 0–5% centrality bin is compared to several theoretical predictions.

Presented at QM2011: *Quark Matter 2011*

1 Introduction

The charged particle p_T spectrum is an important observable for studying the properties of the hot, dense medium produced in the collisions of heavy nuclei. In particular, the modification of the p_T spectrum compared to nucleon-nucleon collisions at the same energy can shed light on the detailed mechanism by which hard partons lose energy traversing the medium [1]. The modification is typically expressed in terms of

$$R_{AA}(p_T) = \frac{d^2 N_{\text{ch}}^{\text{AA}} / dp_T d\eta}{\langle T_{AA} \rangle d^2 \sigma_{\text{ch}}^{\text{NN}} / dp_T d\eta}, \quad (1)$$

where $N_{\text{ch}}^{\text{AA}}$ and $\sigma_{\text{ch}}^{\text{NN}}$ represent the charged particle yield in nucleus-nucleus collisions and the cross section in nucleon-nucleon collisions, respectively. The nuclear overlap function $\langle T_{AA} \rangle$ is the ratio of the number of binary nucleon-nucleon collisions $\langle N_{\text{coll}} \rangle$ calculated from a Glauber model of the nuclear collision geometry. At RHIC, the factor of five suppression seen in R_{AA} was an early indication of strong final-state medium effects on particle production. In this contribution, measured charged particle spectra and R_{AA} in bins of centrality for the p_T range of 1–100 GeV/c [2] are presented.

2 Experimental Methods

This measurement is based on a data sample corresponding to an integrated luminosity of $7 \mu\text{b}^{-1}$ collected by the CMS experiment [3] in 2.76 TeV PbPb collisions. A minimum bias event sample was collected based on a trigger requiring a coincidence between signals in the +z and -z sides of either the forward hadronic calorimeters (HF) or the beam scintillator counters (BSC). To ensure a pure sample of inelastic hadronic collision events, additional offline selections were performed. These include a beam halo veto based on the BSC timing, an offline HF coincidence of at least three towers ($E > 3$ GeV) on each side of the interaction point, a reconstructed vertex consisting of at least two pixel tracks of $p_T > 75$ MeV/c, and a rejection of beam-scraping events based on the compatibility of pixel cluster shapes with the reconstructed primary vertex. The collision event centrality is determined on the total energy deposited in both HF calorimeters.

In this analysis, data recorded by single-jet triggers with uncorrected transverse energy thresholds of $E_T = 35$ GeV (Jet35U) and 50 GeV (Jet50U) are included in order to extend the statistical reach of the p_T spectra. The use of the jet-triggered data, which contributes dominantly to the high- p_T region ($p_T > 50$ GeV/c), also allows to keep low misidentification rates of the selected tracks being enforced by an implicit track-calorimeter matching. The jet-energy thresholds in the trigger are applied after subtracting the underlying event energy but without correcting for calorimeter response. E_T distributions of the most energetic reconstructed jet with $|\eta| < 2$, referred to as the leading jet, are normalized per minimum bias event. Following the procedure introduced in the analogous measurement of the charged particle spectra in 0.9 and 7 TeV pp collisions [4], the spectra are calculated separately in three ranges of leading-jet E_T , each corresponding to a fully efficient trigger path, and then combined to obtain the final result.

3 Results

The interpolated differential cross section in pp at 2.76 TeV [4] is shown in the upper panel of Fig. 1, and its ratio with respect to various PYTHIA tunes. Also shown in the lower panel of

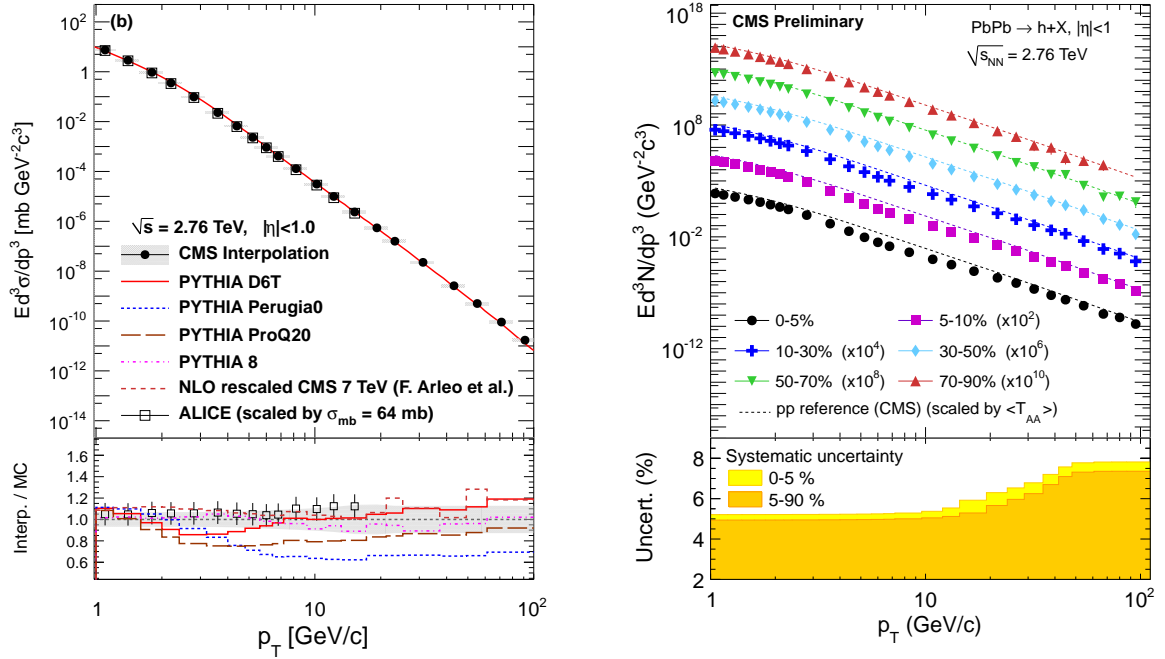


Figure 1: (Left) Interpolated 2.76 TeV charged particle differential transverse momentum cross section with ratios of combined interpolation to various predictions and interpolation. (Right) Invariant differential yield in bins of collision event centrality (symbols), compared to a pp reference spectrum, scaled by the corresponding number of binary nucleon-nucleon collisions (dashed lines). The systematic uncertainties on the PbPb differential yields as a function of p_T for the 0–5% and 5–90% are shown in the bottom panel.

Fig. 1 is the ratio of the predicted 2.76 TeV cross section to that found by simply scaling the CMS measured 7 TeV result by the expected 2.75 TeV to 7 TeV ratio from NLO calculations [5] and the interpolation used in the recent ALICE publication [6].

The charged particle invariant differential yields are shown for the six centrality bins in Fig. 1 and compared to the corresponding quantity taken from the interpolated pp reference spectrum [4], normalized by the number of binary collisions. The points have been scaled by the factors given in the figure for easier viewing.

R_{AA} is presented as a function of transverse momentum in Fig. 2 for each of the six centrality bins. The shaded areas (boxes) around the points show the systematic uncertainties including those from the interpolated pp reference spectrum. An additional systematic uncertainty from the T_{AA} normalization, common to all points is displayed as the shaded band around unity in each plot. In the most-peripheral events (70–90%), a moderate suppression of about two ($R_{AA} = 0.5$) is observed at low p_T with R_{AA} rising gently with increasing transverse momentum. The suppression is increasingly pronounced in the more-central collisions, as expected from the longer average path lengths traversed by hard-scattered partons as they lose energy via jet quenching. In the 0–5% bin, R_{AA} reaches a minimum value of 0.13 around 6–7 GeVc. At higher p_T , the value of R_{AA} rises and levels off above 40 GeVc at a value of approximately 0.5.

Measured R_{AA} in the most central PbPb events (0–5 %) is compared to a number of model predictions, both for the LHC design energy of $\sqrt{s_{NN}} = 5.5$ TeV (PQM [7] and GLV [8]) and for the actual 2010 collision energy of $\sqrt{s_{NN}} = 2.76$ TeV (ASW, YaJEM, and an elastic scattering

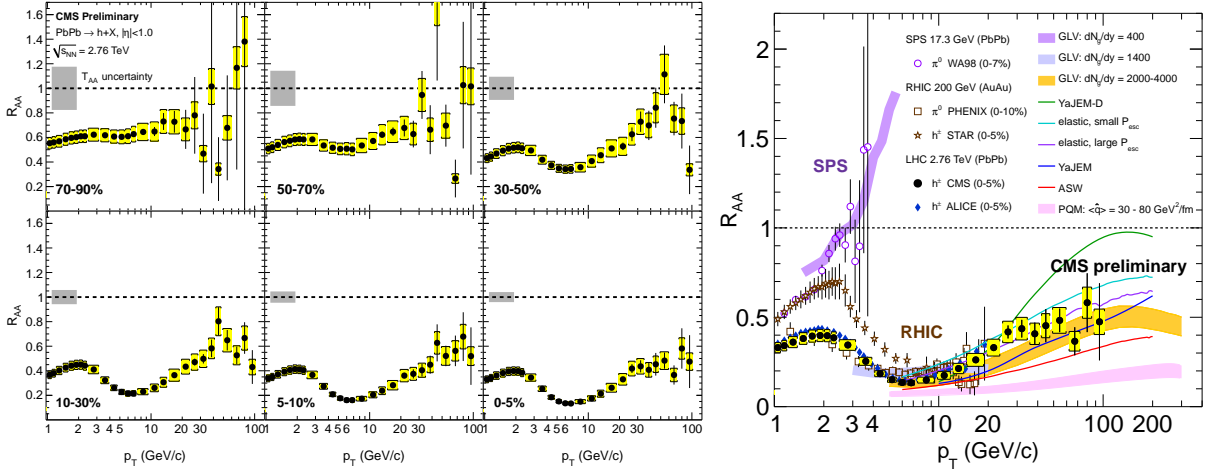


Figure 2: (Left) R_{AA} (filled circles) as a function of p_T for six centrality intervals. The error bars represent the statistical uncertainties, and the yellow boxes the p_T -dependent systematic uncertainties on the R_{AA} measurements. (Right) Comparison to the measurements of R_{AA} in central heavy ion collisions at three different center-of-mass energies as a function of p_T for neutral pions and charged hadrons and to several theoretical predictions [7–9].

energy-loss model with parameterized escape probability [9]). While most models predict the generally rising behavior that is observed in the data at high p_T , the magnitude of the predicted slope varies greatly depending on the details of the jet quenching implementation.

4 Summary

In this contribution, measurements of the charged particle transverse momentum spectra have been presented for 2.76 TeV PbPb collisions in bins of collision centrality. The results have been normalized to an interpolated 2.76 TeV reference p_T spectrum to construct R_{AA} . A dramatic suppression (2–6 GeV/c) and a significant rise in the higher p_T region with leveling-off around 40 GeV/c of the charged particle spectrum have been observed for the most-central PbPb events. The new CMS measurement should help constrain the quenching parameters used in various models and further the understanding of the energy-loss mechanism.

References

- [1] D. d’Enterria, “Jet quenching”, *Landolt-Boernstein, Springer-Verlag* **Vol. 1-23A** (2010) 99, arXiv:0902.2011.
- [2] CMS Collaboration, “Nuclear modification factor for charged particle production at high p_T in PbPb collisions at $\sqrt{s_{NN}} = 2.76$ TeV”, *CMS Physics Analysis Summary CMS-PAS-HIN-10-005* (2011).
- [3] CMS Collaboration, “The CMS experiment at the CERN LHC”, *JINST* **3** (2008) S08004. doi:10.1088/1748-0221/3/08/S08004.
- [4] CMS Collaboration, “Charged particle transverse momentum spectra in pp collisions at $\sqrt{s} = 0.9$ and 7 TeV”, arXiv:arXiv/1104.3547.

-
- [5] F. Arleo, D. d’Enterria, and A. S. Yoon, “Single-inclusive production of large- p_T charged particles in hadronic collisions at TeV energies and perturbative QCD predictions”, *JHEP* **06** (2010) 035, [arXiv:1003.2963](#). doi:10.1007/JHEP06(2010)035.
- [6] ALICE Collaboration, “Suppression of Charged Particle Production at Large Transverse Momentum in Central Pb–Pb Collisions at $\sqrt{s_{NN}} = 2.76$ TeV”, *Phys. Lett.* **B696** (2011) 30, [arXiv:1012.1004](#). doi:10.1016/j.physletb.2010.12.020.
- [7] A. Dainese, C. Loizides, and G. Paic, “Leading-particle suppression in high energy nucleus-nucleus collisions”, *Eur. Phys. J.* **C38** (2005) 461, [arXiv:hep-ph/0406201](#). doi:10.1140/epjc/s2004-02077-x.
- [8] I. Vitev and M. Gyulassy, “High p_T tomography of $d + Au$ and $Au+Au$ at SPS, RHIC, and LHC”, *Phys. Rev. Lett.* **89** (2002) 252301, [arXiv:hep-ph/0209161](#). doi:10.1103/PhysRevLett.89.252301.
- [9] T. Renk et al., “Systematics of the charged-hadron p_T spectrum and the nuclear suppression factor in heavy-ion collisions from $\sqrt{s} = 200$ GeV to $\sqrt{s} = 2.76$ TeV”, [arXiv:arXiv/1103.5308](#).