




The Compact Muon Solenoid Experiment

Conference Report

Mailing address: CMS CERN, CH-1211 GENEVA 23, Switzerland



2021/01/12

Jet measurements by the CMS experiment in pp and PbPb collisions

Christof Roland for the CMS collaboration

Massachusetts Institute of Technology, 77 Mass Ave, Cambridge, MA 02139-4307, USA

Abstract

The energy loss of fast partons traversing the strongly interacting matter produced in high-energy nuclear collisions is one of the most interesting observables to probe the nature of the produced medium. The multipurpose Compact Muon Solenoid (CMS) detector is well designed to measure these hard scattering processes with its high resolution calorimeters and high precision silicon tracker. Analyzing data from pp and PbPb collisions at a center-of-mass energy of 2.76 TeV parton energy loss is observed as a significant imbalance of dijet transverse momentum. To gain further understanding of the parton energy loss mechanism the redistribution of the quenched jet energy was studied using the transverse momentum balance of charged tracks projected onto the direction of the leading jet. In contrast to pp collisions, a large fraction the momentum balance for asymmetric jets is found to be carried by low momentum particles at large angular distance to the jet axis. Further, the fragmentation functions for leading and subleading jets were reconstructed and were found to be unmodified compared to measurements in pp collisions. The results yield a detailed picture of parton propagation in the hot QCD medium.

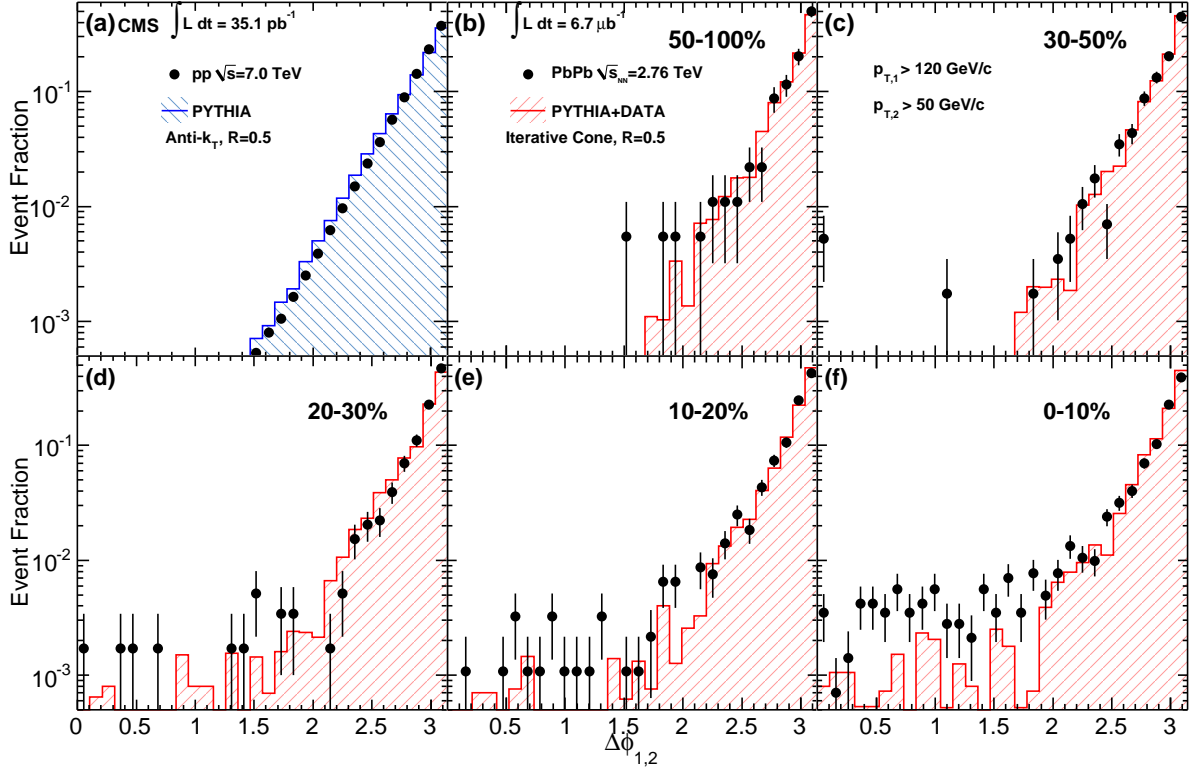


Figure 1: $\Delta\phi_{12}$ distributions for leading jets of $p_{T,1} > 120$ GeV/c with subleading jets of $p_{T,2} > 50$ GeV/c for 7 TeV pp collisions (a) and 2.76 TeV PbPb collisions in several centrality bins: (b) 50–100%, (c) 30–50%, (d) 20–30%, (e) 10–20% and (f) 0–10%. Data are shown as black points, while the histograms show (a) PYTHIA events and (b)–(f) PYTHIA events embedded into PbPb data. The error bars show the statistical uncertainties.

1 Introduction

Heavy ion collisions at the Large Hadron Collider (LHC) are expected to produce matter at energy densities exceeding any previously explored in experiments conducted at particle accelerators. One of the key experimental signatures suggested to study the quark-gluon plasma (QGP), which is expected to be formed at these high energy densities, is the energy loss of high-transverse-momentum partons passing through the medium [1]. This parton energy loss is often referred to as “jet quenching”. The energy lost by a parton provides fundamental information on the thermodynamical and transport properties of the traversed medium.

2 Data set and experimental method

The dijet analysis presented in this paper was performed using the data collected from pp and PbPb collisions at a nucleon-nucleon center-of-mass energy of $\sqrt{s_{NN}} = 2.76$ TeV at the Compact Muon Solenoid (CMS) detector. The CMS detector has a solid angle acceptance of nearly 4π and is designed to measure jets and energy flow, an ideal feature for studying heavy ion collisions. The CMS detector is described in detail elsewhere [2]. This analysis is based on a total integrated PbPb (pp) luminosity of $6.7 \mu\text{b}^{-1}$ (225 nb^{-1}). The jets used for analysis were reconstructed with two different algorithms. The results related to dijet correlations uses jets reconstructed from calorimeter energies using an iterative cone algorithm with a cone radius of 0.5. The fragmentation function results use jets reconstructed using the CMS particle flow al-

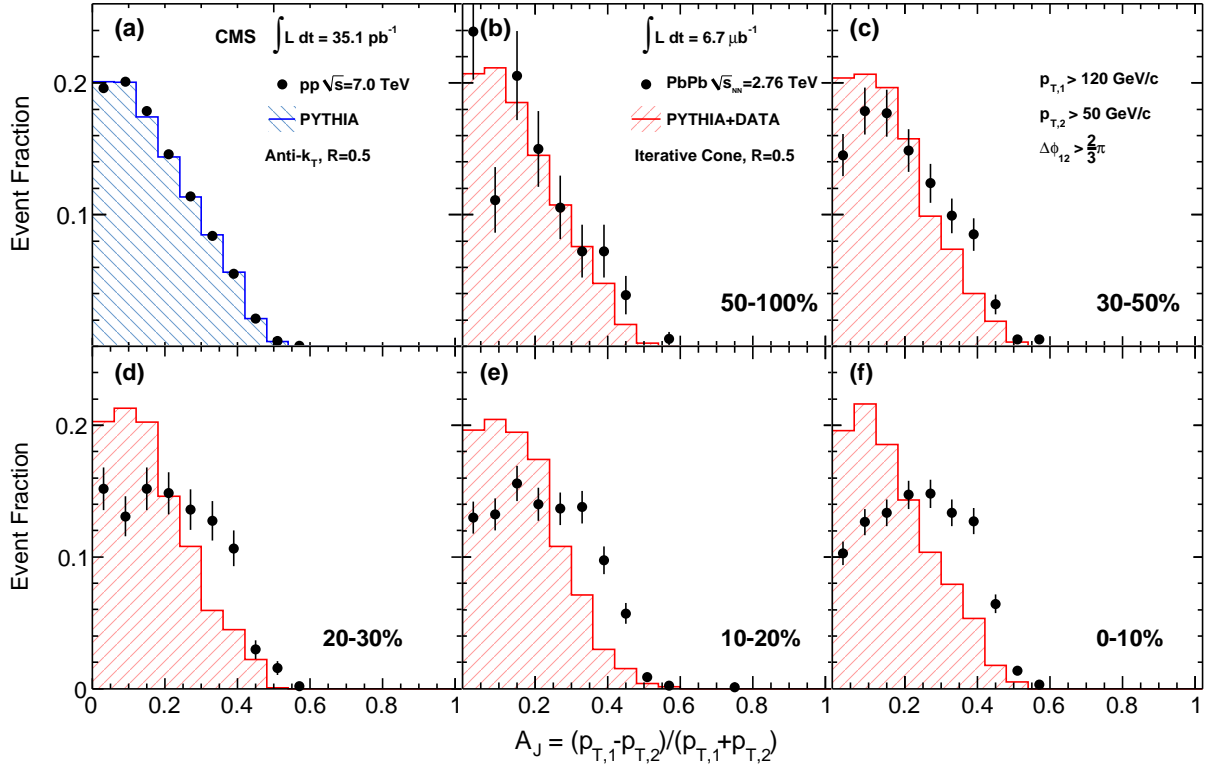


Figure 2: Dijet asymmetry ratio, A_J , for leading jets of $p_{T,1} > 120 \text{ GeV}/c$, subleading jets of $p_{T,2} > 50 \text{ GeV}/c$ and $\Delta\phi_{12} > 2\pi/3$ for 7 TeV pp collisions (a) and 2.76 TeV PbPb collisions in several centrality bins: (b) 50–100%, (c) 30–50%, (d) 20–30%, (e) 10–20% and (f) 0–10%. Data are shown as black points, while the histograms show (a) PYTHIA events and (b)–(f) PYTHIA events embedded into PbPb data. The error bars show the statistical uncertainties.

gorithm, which combines information from all detector systems [3] and the anti- k_T algorithm, as encoded in the FastJet framework, with a resolution parameter of $R = 0.3$ [4]. For both algorithms the underlying event is subtracted using the method described in [5] and the reconstructed jet energies are corrected for the detector response based on pythia [6] simulations. Charged particles are reconstructed in the CMS Silicon tracking system [2].

3 Dijet Correlations

For this analysis dijets are selected with a leading jet of $p_{T,1} > 120 \text{ GeV}/c$, a subleading jet of $p_{T,2} > 50 \text{ GeV}/c$ both within $|\eta| < 2$ and with an opening angle of $\Delta\phi_{12} > 2\pi/3$, unless otherwise noted. More details on the analysis presented in this section can be found in [7].

3.1 Dijet azimuthal correlations

One possible medium effect on the dijet properties is a change of the back-to-back alignment of the two partons. This can be studied using the event-normalized differential dijet distribution, $(1/N)(dN/d\Delta\phi_{12})$, versus $\Delta\phi_{12}$. Figure 1 shows distributions of $\Delta\phi_{12}$ between leading and subleading jets which pass the respective p_T selections. In Figure 1 (a), the dijet $\Delta\phi_{12}$ distributions are plotted for 7 TeV pp data in comparison to the corresponding PYTHIA simulations using the anti- k_T algorithm for jets based on calorimeter information. PYTHIA provides a good description of the experimental data, with slightly larger tails seen in the PYTHIA simulations.

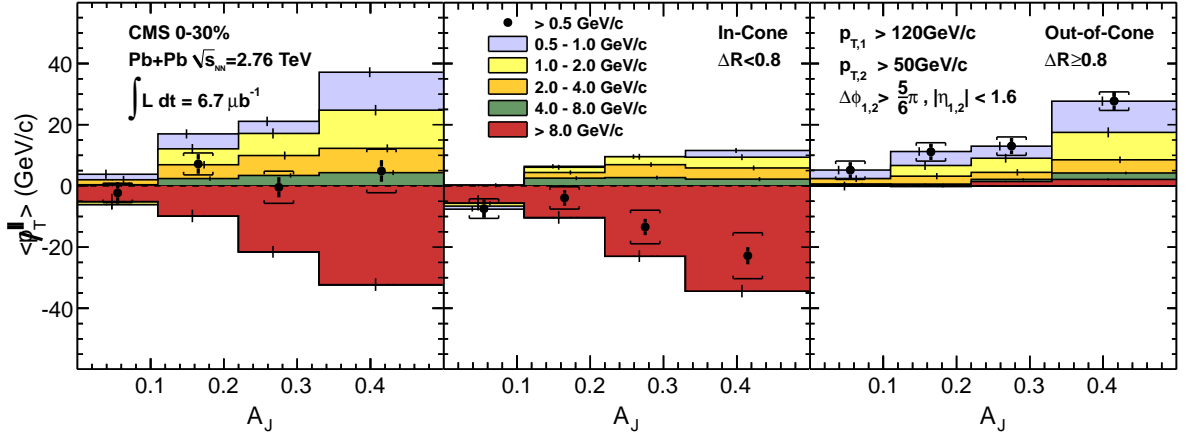


Figure 3: Left Panel: Average missing transverse momentum, $\langle p_T^{\parallel} \rangle$, for tracks with $p_T > 0.5$ GeV/c, projected onto the leading jet axis (solid circles). The $\langle p_T^{\parallel} \rangle$ values are shown as a function of dijet asymmetry A_J for 0–30% central events. Middle Panel: The $\langle p_T^{\parallel} \rangle$ values as a function of A_J inside ($\Delta R < 0.8$) one of the leading or subleading jet cones. Right panel: $\langle p_T^{\parallel} \rangle$ outside ($\Delta R > 0.8$) the leading and subleading jet cones. For the solid circles, vertical bars and brackets represent the statistical and systematic uncertainties, respectively. Colored bands show the contribution to $\langle p_T^{\parallel} \rangle$ for five ranges of track p_T . For the individual p_T ranges, the statistical uncertainties are shown as vertical bars.

Figures 1 (b)-(f) show the dijet $\Delta\phi_{12}$ distributions for PbPb data in five centrality bins, compared to PYTHIA+DATA simulations. For all centrality bins a good agreement with the PYTHIA+DATA reference is found for the bulk of the data, especially for $\Delta\phi_{12} > 2$.

3.2 Dijet momentum balance

To characterize the dijet momentum balance (or imbalance) quantitatively, we use the asymmetry ratio,

$$A_J = \frac{p_{T,1} - p_{T,2}}{p_{T,1} + p_{T,2}}, \quad (1)$$

where the subscript 1 always refers to the leading jet, so that A_J is positive by construction. In Fig. 2 (a), the A_J dijet asymmetry observable calculated by PYTHIA is compared to pp data at $\sqrt{s} = 7$ TeV. Data and event generator are found to be in excellent agreement. The centrality dependence of A_J for PbPb collisions can be seen in Figs. 2 (b)-(f), in comparison to PYTHIA+DATA simulations. The dijet momentum balance exhibits a dramatic change in shape for the most central collisions. In contrast, the PYTHIA simulations only exhibit a modest broadening, even when embedded in the highest multiplicity PbPb events. This observation is consistent with a degradation of the parton energy, or jet quenching, in the medium produced in central PbPb collisions.

3.3 Overall momentum balance of dijet events

Information about the overall momentum balance in the dijet events can be obtained using the projection of missing p_T of reconstructed charged tracks onto the leading jet axis. For each event, this projection was calculated as

$$\not{p}_T^{\parallel} = \sum_i -p_T^i \cos(\phi_i - \phi_{\text{Leading Jet}}), \quad (2)$$

where the sum is over all tracks with $p_T > 0.5$ GeV/c and $|\eta| < 2.4$. The results were then averaged over events to obtain $\langle \not{p}_T^{\parallel} \rangle$. The leading and subleading jets were required to have $|\eta| < 1.6$. The left panel of Fig. 3 shows $\langle \not{p}_T^{\parallel} \rangle$ as a function of A_J for the 0–30% most central PbPb collisions. Using tracks with $|\eta| < 2.4$ and $p_T > 0.5$ GeV/c, one sees that, even for events with large observed dijet asymmetry, the momentum balance of the events, shown as solid circles, is recovered within uncertainties. The figure also shows the contributions to $\langle \not{p}_T^{\parallel} \rangle$ for five transverse momentum ranges from 0.5–1 GeV/c to $p_T > 8$ GeV/c. The vertical bars for each range denote statistical uncertainties. A large negative contribution to $\langle \not{p}_T^{\parallel} \rangle$ (i.e., in the direction of the leading jet) by the $p_T > 8$ GeV/c range is balanced by the combined contributions of low-momentum tracks from the 0.5–2 GeV/c regions.

Further insight into the radial dependence of the momentum balance can be gained by studying $\langle \not{p}_T^{\parallel} \rangle$ separately for tracks inside cones of size $\Delta R = 0.8$ around the leading and subleading jet axes, and for tracks outside of these cones. The results of this study are shown in Fig. 3 for the in-cone balance (middle panel) and out-of-cone balance (right panel). As the underlying PbPb event is not ϕ -symmetric on an event-by-event basis, the back-to-back requirement was tightened to $\Delta\phi_{12} > 5\pi/6$ for this study.

One observes that the in-cone imbalance of $\langle \not{p}_T^{\parallel} \rangle \approx -20$ GeV/c is found for the $A_J > 0.33$ selection, which is balanced by a corresponding out-of-cone imbalance of $\langle \not{p}_T^{\parallel} \rangle \approx 20$ GeV/c. In the PbPb data the out-of-cone contribution is carried almost entirely by tracks with $0.5 < p_T < 4$ GeV/c.

4 Fragmentation Functions

Fragmentation functions are measured by correlating tracks within the jet cones of reconstructed dijets with the jet axis for each jet. For this analysis dijets are selected with a leading jet of $p_{T,1} > 100$ GeV/c, a subleading jet of $p_{T,2} > 40$ GeV/c within $|\eta| < 2$ and an opening angle of $\Delta\phi_{12} > 2\pi/3$. The reconstructed jets are corrected to the generator final state particle level and the reconstructed charged particles are corrected for tracking efficiency. The fragmentation function is a function of ξ , defined as:

$$\xi = -\ln z = -\ln \frac{p_T^{\text{track}}}{p_T^{\text{jet}}}, \quad (3)$$

where p_T^{jet} is the transverse momentum of the reconstructed jet, and p_T^{track} is the transverse momentum of tracks within the jet cone ($\Delta R = \sqrt{\Delta\phi^2 + \Delta\eta^2} = 0.3$ around the jet axis). Tracks are selected with $p_T^{\text{track}} > 4$ GeV/c, which restricts this measurement to the low ξ region of the fragmentation function. For the PbPb analysis, this track selection minimizes the contribution of the underlying event to the jet fragmentation function. Figure 4 shows the reconstructed leading and subleading jet fragmentation functions (top row) in a cone of $\Delta R = 0.3$ around the respective jet axis for pp collisions (left panel) peripheral PbPb (middle panel) and central PbPb (right panel). The corresponding jet p_T distributions are shown in the bottom row.

For a direct comparison between pp and PbPb, the pp data has to include the resolution deterioration due to the underlying event fluctuations seen in PbPb. For this purpose the pp jet p_T

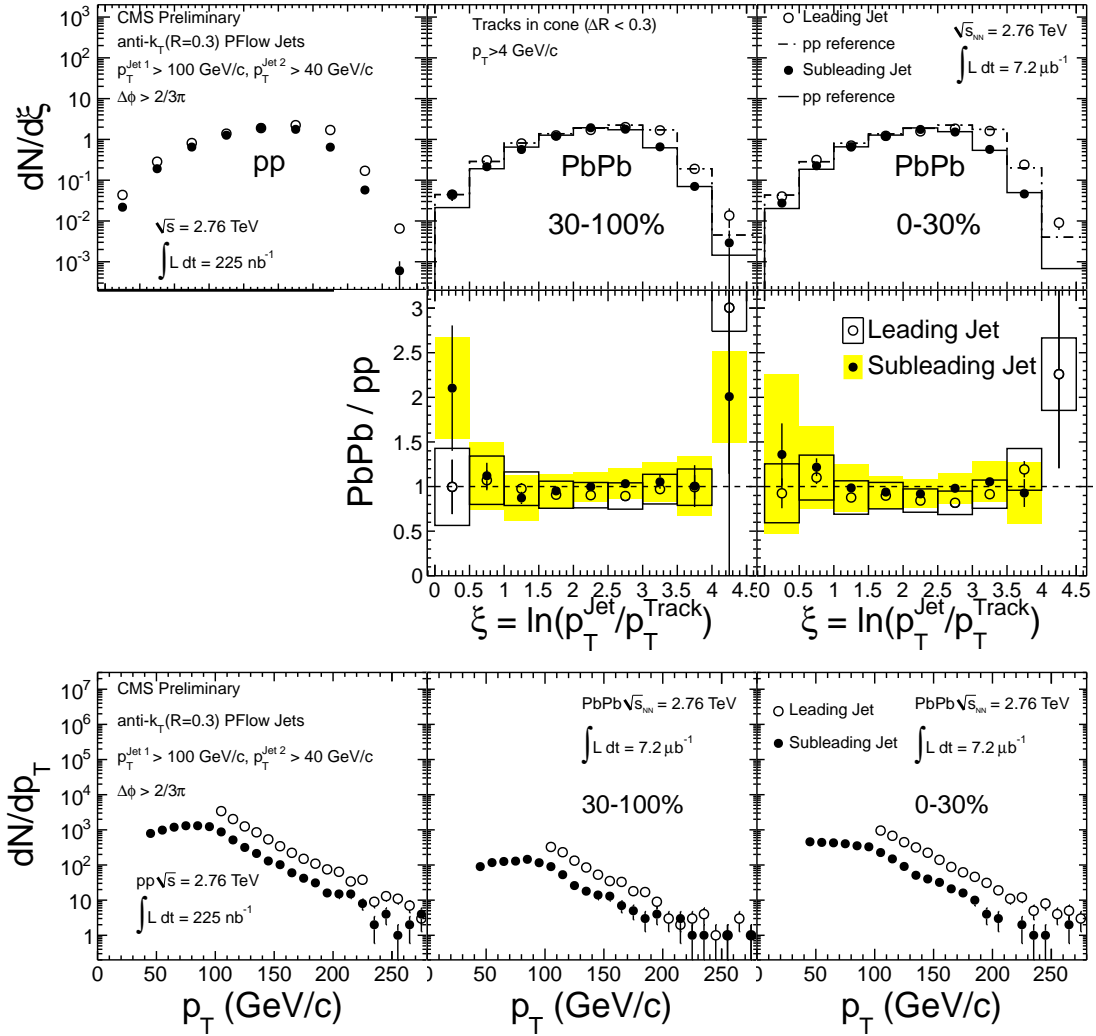


Figure 4: Fragmentation functions reconstructed in pp, peripheral PbPb, and central PbPb data, with the leading (open circles) and subleading (solid points) jets shown in the top row. The middle row is the ratio of each PbPb fragmentation function to its pp reference. The pp reference is constructed by convoluting the pp fragmentation with jet p_T resolution effects of PbPb collisions and reweighting with jet p_T . Error bars are statistical, the hollow boxes represent the systematic uncertainty for the leading jet, and yellow boxes are the systematic uncertainty for the subleading jet. The bottom row shows the jet p_T distributions of the samples (pp, peripheral PbPb, and central PbPb). It is important to note that jet p_T distributions of leading and subleading jets are different.

has been artificially smeared by the fluctuations observed in PbPb collisions taking into account the mean and RMS of the fluctuations as well as the correlation of the background level seen in back-to-back jet cones and the centrality dependence of the fluctuation parameters. The ratio between the PbPb and fluctuation convoluted pp reference fragmentation functions are shown in the middle rows for peripheral and central PbPb collisions. In both cases, the fragmentation functions of the leading and subleading jet are in agreement with pp collisions.

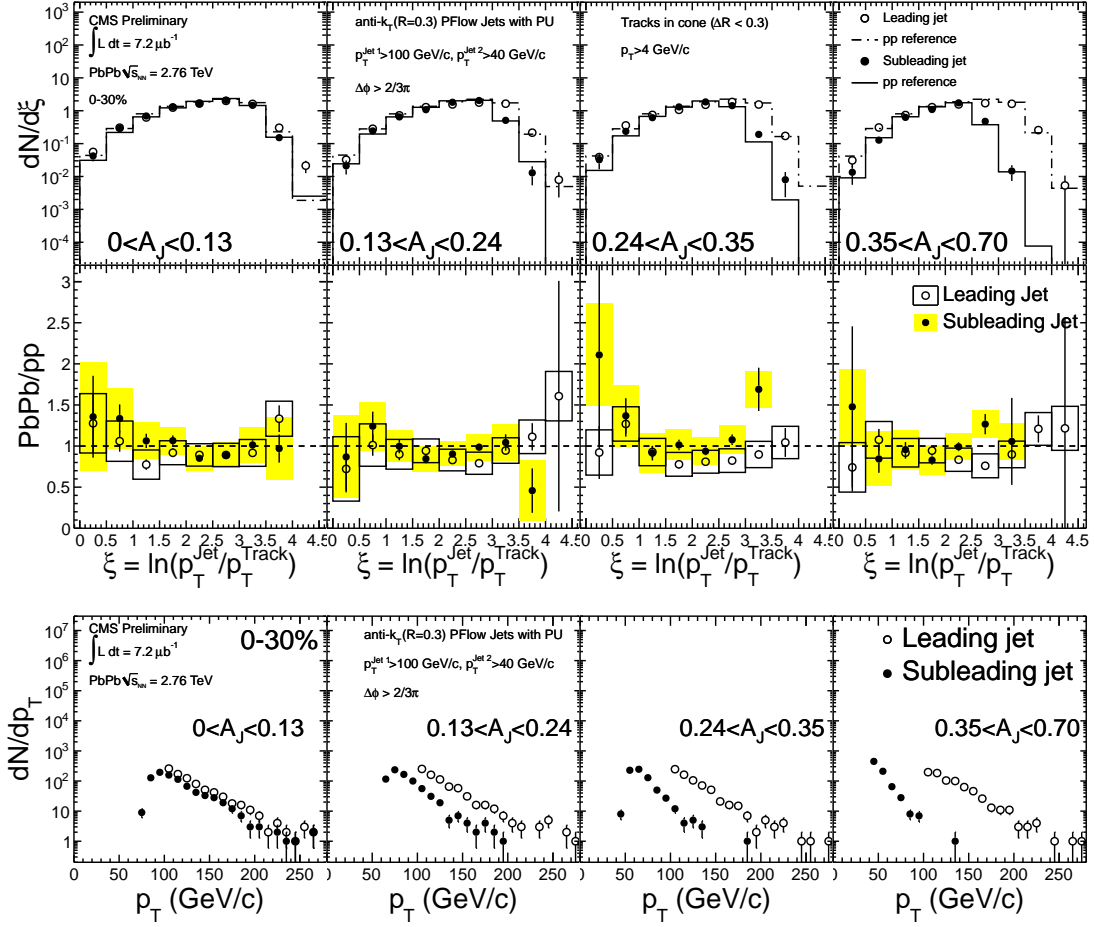


Figure 5: Fragmentation functions in A_J bins, reconstructed in central PbPb and pp reference for the leading (open circles) and subleading (solid points) jets. The middle row shows the ratio of each fragmentation function to its convoluted pp reference. The systematic uncertainty is represented by an hollow box (leading jet) or yellow box (subleading jet). Error bars shown are statistical. The bottom row shows the jet p_T distributions. The reference distributions are reweighted to match the jet p_T distributions in PbPb.

4.1 Fragmentation Functions in Bins of A_J

To study a potential effect of parton energy loss on the fragmentation properties of partons in more detail, we divide the data sample into classes of dijet imbalance. Four A_J bins are chosen, which split the data sample into approximately equal parts: $0 < A_J < 0.13$, $0.13 < A_J < 0.24$, $0.24 < A_J < 0.35$, and $0.35 < A_J < 0.70$. The fragmentation functions are reconstructed separately for leading and subleading jets in central events. Figure 5 shows the fragmentation functions in bins of increasing dijet imbalance (A_J) from left to right (top row), the corresponding ratio to the fluctuation convoluted pp reference (middle row) and the jet p_T distribution for leading and subleading jet (bottom row). For both leading and subleading jets, independent of the dijet imbalance bin, the PbPb fragmentation functions closely resemble those of the pp reference.

5 Summary

The CMS detector has been used to study jet production in PbPb collisions at $\sqrt{s_{NN}} = 2.76 \text{ TeV}$. No visible modification of the dijet azimuthal correlation due to the nuclear medium was observed while a strong increase in the fraction of highly unbalanced jets has been seen in central PbPb collisions compared with peripheral collisions and model calculations. This observation is consistent with a high degree of jet quenching in the produced matter. A large fraction of the momentum balance of the unbalanced jets is carried by low- p_T particles at large radial distance to the jet axis. The hard component of fragmentation functions reconstructed in PbPb collisions for different event centrality and dijet imbalance A_J exhibit a universal behavior closely resembling jets of the same reconstructed energy fragmenting without having traversed a nuclear medium, as seen in the comparison with pp collisions. These results provide qualitative constraints on the nature of the jet modification in PbPb collisions and quantitative input to models of the transport properties of the medium created in these collisions.

References

- [1] J. D. Bjorken, "Energy loss of energetic partons in QGP: possible extinction of high p_T jets in hadron-hadron collisions", FERMILAB-PUB-82-059-THY.
- [2] CMS Collaboration, "The CMS experiment at the CERN LHC", *JINST* **3** (2008) S08004.
- [3] M. Nguyen, "Jet reconstruction with particle flow in heavy-ion collisions with CMS", *These proceedings* (2011).
- [4] M. Cacciari, G. P. Salam, and G. Soyez, "The anti- k_t jet clustering algorithm", *JHEP* **04** (2008) 063.
- [5] O. Kodolova, I. Vardanian, A. Nikitenko et al., "The performance of the jet identification and reconstruction in heavy ions collisions with CMS detector", *Eur. Phys. J.* **C50** (2007) 117.
- [6] T. Sjöstrand, S. Mrenna, and P. Skands, "PYTHIA 6.4 Physics and Manual", *JHEP* **05** (2006) 026 (tune D6T with PDFs CTEQ6L1 used).
- [7] CMS Collaboration, "Observation and studies of jet quenching in PbPb collisions at nucleon-nucleon center-of-mass energy = 2.76 TeV", [arXiv:1102.1957](https://arxiv.org/abs/1102.1957).