

Magnetic effects in heavy-ion collisions at intermediate energies

Li Ou^{1,2,*} and Bao-An Li^{†1}

¹*Department of Physics and Astronomy, Texas A&M University-Commerce, Commerce, TX 75429-3011, USA*

²*College of Physics and Technology, Guangxi Normal University, Guilin, 541004, P. R. China*

(Dated: July 4, 2018)

The time-evolution and space-distribution of internal electromagnetic fields in heavy-ion reactions at beam energies between 200 and 2000 MeV/nucleon are studied within an Isospin-dependent Boltzmann-Uhling-Uhlenbeck transport model IBUU11. While the magnetic field can reach about 7×10^{16} G which is significantly higher than the estimated surface magnetic field ($\sim 10^{15}$ G) of magnetars, it has almost no effect on nucleon observables as the Lorentz force is normally much weaker than the nuclear force. Very interestingly, however, the magnetic field generated by the projectile-like (target-like) spectator has a strong focusing/diverging effect on positive/negative pions at forward (backward) rapidities. Consequently, the differential π^-/π^+ ratio as a function of rapidity is significantly altered by the magnetic field while the total multiplicities of both positive and negative pions remain about the same. At beam energies above about 1 GeV/nucleon, while the integrated ratio of total π^- to π^+ multiplicities is not, the differential π^-/π^+ ratio is sensitive to the density dependence of nuclear symmetry energy $E_{\text{sym}}(\rho)$. Our findings suggest that magnetic effects should be carefully considered in future studies of using the differential π^-/π^+ ratio as a probe of the $E_{\text{sym}}(\rho)$ at supra-saturation densities.

PACS numbers: 41.20.-q, 25.70.-z, 21.65.Ef

I. INTRODUCTION

Magnetic fields exist everywhere in the Universe. To set the scale and appreciate the strong magnetic fields created during heavy-ion collisions, we first recall the magnitudes of several typical magnetic fields from various sources. Many spiral galaxies have magnetic fields with a typical strength of $\sim 3 \times 10^{-6}$ G [1] and it is estimated that the intergalactic magnetic fields presently have an intensity of about $\leq 10^{-9}$ G [2]. Some people believe that the present magnetic field of the Universe is amplified from a seed about 10^{-20} G by the dynamo mechanism [3, 4] while magnetic fields up to 10^{24} G might appear in the early Universe [4]. The strongest magnetic field of about 10^{15} G near the surfaces of magnetars [5, 6] or even higher (10^{16} - 10^{17} G) associated with the cosmological gamma-ray bursts [7] have been found from astrophysical observations. Due to the limit of tensile strength of terrestrial materials, the strongest man-made steady magnetic field is only about 4.5×10^5 G. To our best knowledge, it was first pointed out by Rafelski and Müller that, in addition to strong electrical fields, unusually strong magnetic fields are also created in heavy-ions collisions (HICs). In sub-Coulomb barrier U+U collisions, the magnetic field was estimated to be on the order of 10^{14} G [8]. More recently, it has been shown by Kharzeev et al. that HICs at RHIC and LHC can create the strongest magnetic field ever achieved in a terrestrial laboratory [10]. For example, in noncentral Au+Au collisions at 100 GeV/nucleon, the maximal magnetic field can reach about 10^{17} G [10, 14]. It thus provides a unique environment to investigate the Quantum Chromodynamics (QCD) at the limit of high magnetic field. Indeed, the study of quark-gluon-plasma under strong magnetic field has attracted much attention by the high energy heavy-ion community, see, e.g., ref. [9] and references therein. In particular, it has been shown theoretically that [10–13] QCD topological effects in the presence of very intense electromagnetic fields, i.e., the “Chiral Magnetic Effect”, may be an evidence of local parity violation in strong interactions. Experimentally, interesting indications have been reported, see, e.g., refs. [15, 16].

Stimulated by the interesting findings at RHIC and realizing that all transport model studies of magnetic effects have so far focused on high energy HICs [14, 17], we investigate in this work first the strength, duration and distribution of internal magnetic fields created in HICs at beam energies between 200 and 2000 MeV/nucleon. This is the beam energy range covered by several accelerators in the world. We then focus on identifying possible magnetic effects on experimental observables using an isospin-dependent Boltzmann-Uhling-Uhlenbeck (BUU) transport model IBUU11 [18, 19]. We find that while the magnetic field can reach about 7×10^{16} G in these reactions, it has almost no effect on nucleon observables as the Lorentz force is negligibly small compared to the nuclear force. Very interestingly, however, the magnetic field generated by the projectile-like (target-like) spectator moving forward (backward) in the center of mass frame has a strong focusing/diverging effect on positive/negative pions moving forward (backward). As a result, the differential π^-/π^+ ratio as a function of rapidity is significantly altered by the magnetic field while the total π^- and π^+ multiplicities remain about the same.

[†] Corresponding author. Bao-An.Li@tamu-commerce.edu

*Electronic address: only.ouli@gmail.com

The paper is organized as follows. In the next section, we outline how the internal electromagnetic fields in HICs are calculated in the IBUU11 transport model. The characteristics of the electromagnetic fields and their effects on several experimental observables in intermediate energy HICs are then discussed in Section III. Finally, a summary is given at the end.

II. THE MODEL

In the presence of electrical and magnetic fields \mathbf{E} and \mathbf{B} , the BUU equation can be written as

$$\left[\frac{\partial}{\partial t} + \frac{\mathbf{P}}{E} \nabla_r - (\nabla_r U - q\mathbf{v} \times \mathbf{B} - q\mathbf{E}) \nabla_p \right] f(\mathbf{r}, \mathbf{p}, t) = I(\mathbf{r}, \mathbf{p}, t) \quad (1)$$

where $I(\mathbf{r}, \mathbf{p}, t)$ is the collision integral simulated by using the Monte Carlo method. The electrical field \mathbf{E} (Coulomb field) has already been considered in most transport models. To include consistently both the electrical and magnetic fields satisfying Maxwell's equations, the Liénard-Wiechert potentials at a position \mathbf{r} and time t are evaluated according to

$$e\mathbf{E}(\mathbf{r}, t) = \frac{e^2}{4\pi\epsilon_0} \sum_n Z_n \frac{c^2 - v_n^2}{(cR_n - \mathbf{R}_n \cdot \mathbf{v}_n)^3} (c\mathbf{R}_n - \mathbf{R}_n \mathbf{v}_n) \quad (2)$$

and

$$e\mathbf{B}(\mathbf{r}, t) = \frac{e^2}{4\pi\epsilon_0 c} \sum_n Z_n \frac{c^2 - v_n^2}{(cR_n - \mathbf{R}_n \cdot \mathbf{v}_n)^3} \mathbf{v}_n \times \mathbf{R}_n \quad (3)$$

where Z_n is the charge number of the n th particle. $\mathbf{R}_n = \mathbf{r} - \mathbf{r}'_n$ is the relative position of the field point \mathbf{r} with respect to the position \mathbf{r}'_n of particle n moving with velocity \mathbf{v}_n at the retarded time $t_{rn} = t - |\mathbf{r} - \mathbf{r}'_n(t_{rn})|/c$. The summation runs over all charged particles in the reaction system. In non-relativistic cases, i.e., all particles satisfy the condition $v \ll c$, the Eq. (2) and (3) reduce to the classical expressions

$$e\mathbf{E}(\mathbf{r}, t) = \frac{e^2}{4\pi\epsilon_0} \sum_n Z_n \frac{1}{R_n^3} \mathbf{R}_n \quad (4)$$

and

$$e\mathbf{B}(\mathbf{r}, t) = \frac{e^2}{4\pi\epsilon_0 c^2} \sum_n Z_n \frac{1}{R_n^3} \mathbf{v}_n \times \mathbf{R}_n. \quad (5)$$

The first equation is essentially the Coulomb's law, and the latter is the Bio-Savart law for a system of moving charges.

To take into account accurately the retardation effects, the phase space information of all nucleons before the moment t are required to calculate the electromagnetic fields at that moment. Some special care is thus necessary in initializing the reaction. In principle, the two colliding nuclei should be initialized to come from infinitely far away towards each other on their Coulomb trajectories. In practice, considering the need of keeping the initial nuclei stable and the computing time low, the initial distance between the surfaces of the two colliding nuclei is taken as 3 fm in our calculations. We make a pre-collision phase space history for all nucleons assuming that they are frozen in the projectile/target moving with a center of mass velocity $\mathbf{v}_{p/t}$, i.e., $\mathbf{r}_i = \mathbf{r}_i^0 + \mathbf{v}_{p/t} \cdot t$, where \mathbf{r}_i^0 is the initial coordinate of the nucleon. As we shall show, comparisons of our transport model calculations with analytical estimates for two moving charges (target and projectile) in both relativistic and non-relativistic cases indicate that our method of handling the pre-collision phase-space histories of all nucleons is reasonable.

We refer the BUU code used in this study IBUU11. Compared to the IBUU04 [18] where the MDI (Momentum-Dependent-Interaction) is used [20], besides the electromagnetic fields with retardation effects, an isospin-dependent three-body force [21] (instead of the standard one used in the MDI, Gogny and Skyrme effective interactions) is used. Moreover, the high-momentum tail of the MDI isoscalar potential is readjusted to better fit the nucleon optical potential from nucleon-nucleus scattering experiments. Details of these modifications and their effects on experimental observables will be presented in a forthcoming publication [19]. In this work, we focus on the magnetic aspect of HICs at intermediate energies. Since one of our main motivations here is to see whether experimental observables known to be sensitive to the $E_{\text{sym}}(\rho)$ is affected by the magnetic effects, we notice here that in the IBUU11 the $E_{\text{sym}}(\rho)$ is controlled by a parameter x introduced in the three-body part of the MDI interaction [20, 21]. By adjusting the parameter x one can mimic diverse behaviors of the $E_{\text{sym}}(\rho)$ predicted by various microscopic many-body theories [50]. As an example, shown in Fig. 1 are the $E_{\text{sym}}(\rho)$ with $x = 1, 0$ and -1 , respectively.

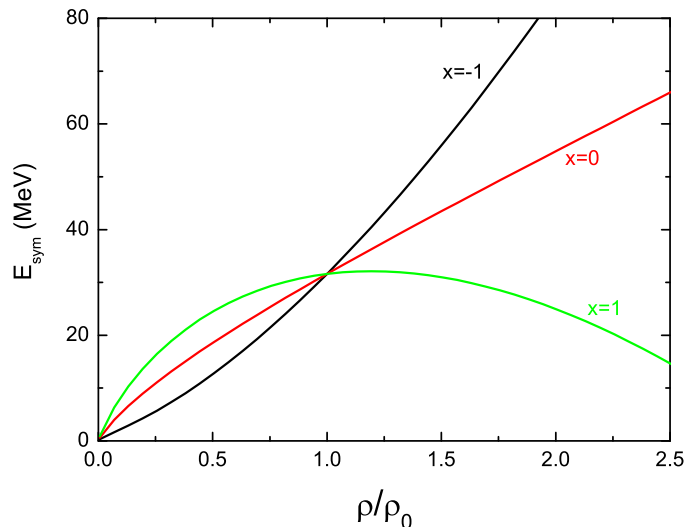


FIG. 1: Density dependence of nuclear symmetry energy used in the IBUU11 calculations.

III. RESULTS AND DISCUSSIONS

In this section, we first illustrate and discuss the beam energy and impact parameter dependence of the time-evolution and space-distribution of magnetic field. To help understand the magnetic effect in HICs, we shall also compare the Lorentz force with the Coulomb and nuclear forces. We then present and discuss magnetic effects on experimental observables.

A. Characteristics of internal electromagnetic fields in heavy-ion reactions

Features of the internal electromagnetic fields are independent of the symmetry energy parameter x . In this subsection, unless otherwise specified a value of $x = 1/3$ is used. We take the z (x) axis as the beam (impact parameter) direction. Based on the formula of magnetic field strength in Eq. (3), the dominant component of the internal magnetic field is in the y axis perpendicular to the reaction plane ($z - x$). The component in the reaction plane is negligible because of the slow motions of nucleons in the x or y directions especially in the early phase of the reaction. To test our approach used in calculating the electromagnetic fields, we first compare the magnetic field $B_y(0)$ at the center of mass of the reaction system calculated using the full IBUU11 dynamically with those obtained under some limiting conditions for idealized situations. Shown in Fig. 2 are the values of $B_y(0)$ for Au+Au reactions at a beam energy of 500 AMeV and an impact parameter of $b=5$ and 20 fm, respectively. As a reference, the approximate magnetic field of 10^{15} G on the surfaces of magnetars is also indicated. The legend “classical” and “relativistic” indicate results obtained using Eq. (5) and Eq. (3), respectively. For a comparison, we have also performed calculations using both Eq. (5) and Eq. (3) assuming that the projectile and target are two point charges located at their individual centers of masses and are moving with their initial velocities only. Results of this calculation are denoted by the “kine.” Several interesting observations can be made. Firstly, it is seen that the $B_y(0)$ calculated with the classical and relativistic formulas are very close to each other, for both the kinematic and dynamical calculations, as one expects for reactions at relatively low beam energies. Secondly, the dynamical IBUU11 results and the kinematic estimates are very close at the beginning and the end of the reaction, but they are very different during the reaction phase spanned by the small balls of the same color. The magnetic field has contributions from the projectile-like and target-like spectators as well as charged particles in the participant region. Contributions from the latter, however, are very weak because of the approximately isotropic nucleon momentum distribution there. Once the projectile and target begins overlapping, nucleon-nucleon collisions will start transferring the participants’ longitudinal momenta into transverse directions. Thus, the $B_y(0)$ from the IBUU11 is weaker than the kinematic estimate during the reaction phase. We notice that the magnetic field in the x and z directions are rather weak because they only come from charged participants which are moving essentially randomly in all possible directions. For the very peripheral reactions with $b=20$ fm, the two nuclei do not overlap. As one expects, thus there is almost no difference between the kinematic and dynamical results. The above comparisons enhance our confidence in using the IBUU11 model to study the internal electromagnetic fields and their effects in HICs. In the following, we only present results calculated with the relativistic formula and the dynamical IBUU11 model.

The contours of the nucleon density ρ/ρ_0 , the magnetic field strength eB_y , and the electric field strength eE_x in the $x - z$ plane at $t=10, 20, 30$ and 40 fm/c for the 500 AMeV Au+Au collisions at an impact parameter of $b=10$ fm are shown in Fig. 3.

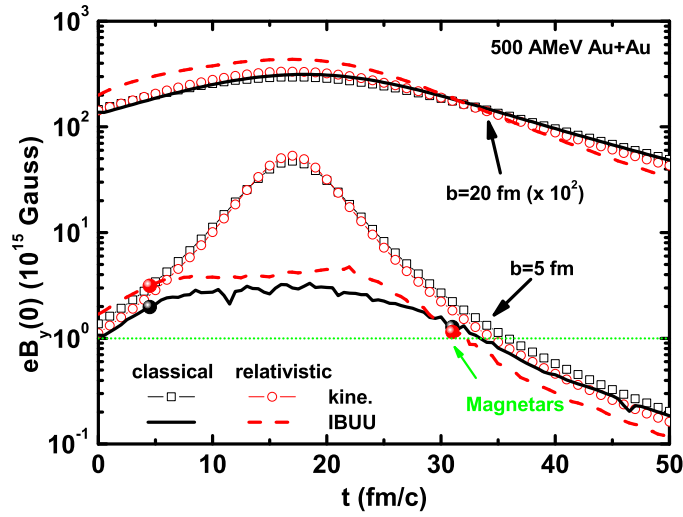


FIG. 2: (color online) Time evolutions of the magnetic field strength $eB_y(0)$ at the center of mass of the reaction system for 500 AMeV Au+Au reactions at $b=5$ and 20 fm, respectively. The magnitude of $eB_y(0)$ for $b=20$ fm is multiplied by 10^2 for clarity. The approximate beginning and ending of the overlap phase between the projectile and target are indicated by the small balls (for $b=20$ fm there is no overlap).

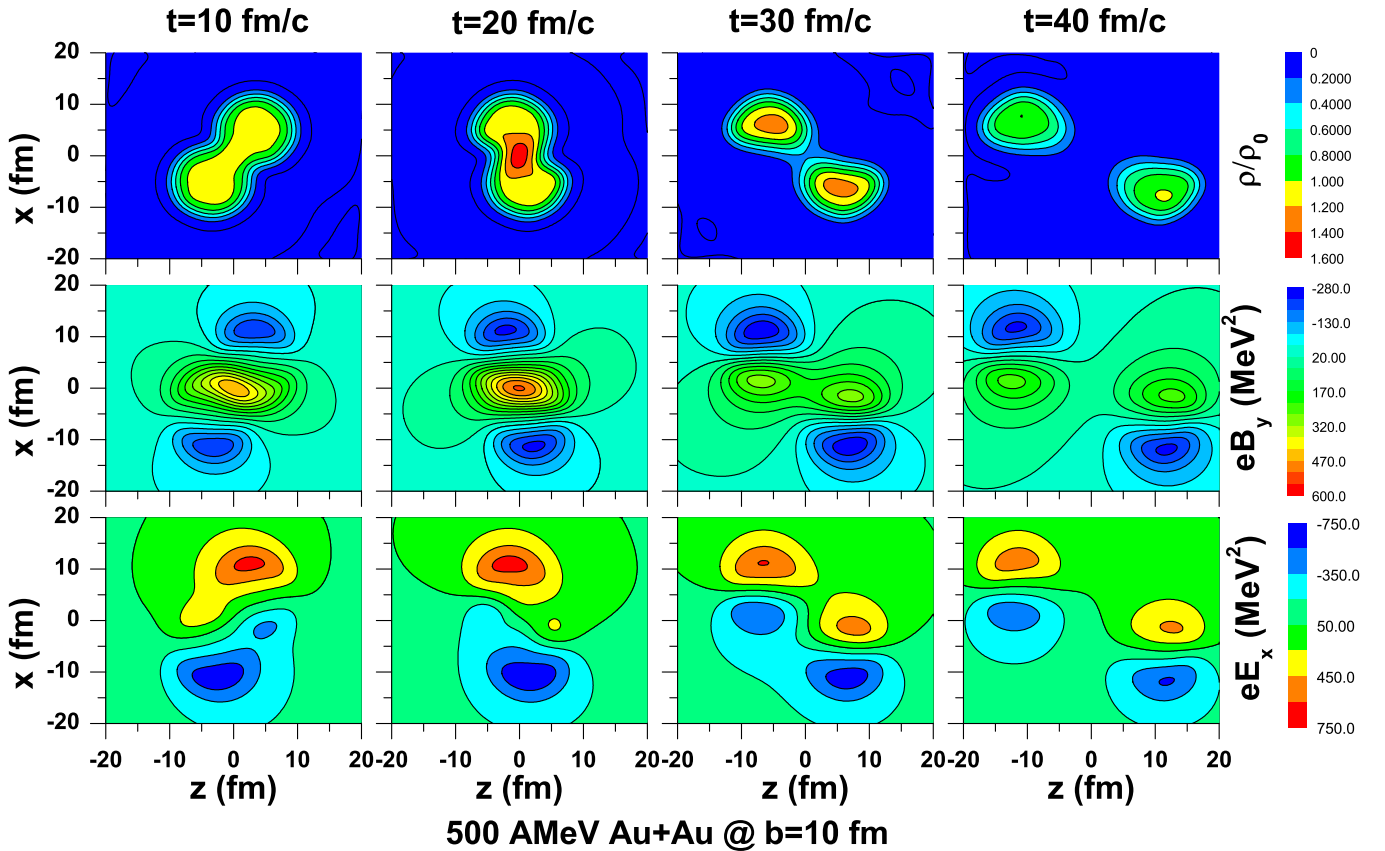


FIG. 3: (color online) Distributions of the nucleon density ρ/ρ_0 (upper panel), the magnetic field strength eB_y (middle panel) and the electrical field strength eE_x (lower panel) in the $x-z$ plane at $t=10, 20, 30$ and 40 fm/c for the 500 AMeV Au+Au collisions at an impact parameter of $b=10$ fm.

We notice that both the eB_y and eB_x are plotted here in unit of MeV^2 which is equal to 1.44×10^{13} G. For discussing the spatial distribution of the electromagnetic fields, we can divide the space into three zones in terms of the x coordinate: the outside-zone where $|x| > 15$ fm; the spectator-zone where $5 \text{ fm} \leq |x| \leq 15$ fm; and the overlap-zone where $|x| < 5$ fm. As mentioned above, the electromagnetic fields come from both the spectators and participants. In the outside-zone, the spectator near the field point generates a stronger magnetic field in the negative y -direction while the other spectator farther away generates a weaker magnetic field in the positive y -direction. The superposition leads to a magnetic field points to the negative y -direction. On the other hand, the electric field eE_x in the outside-zone includes contributions from all charges. Its sign is the same as the sign of the x -coordinate of the field point. In the overlap-zone, the magnetic fields generated by the two spectators will superimpose constructively since they are all in the positive y -direction, while the magnetic fields generated there by the moving charges in the participant region will largely cancel each other. The strength of the magnetic field peaks when the two nuclei have reached the maximum compression. It then drops when the spectators depart from each other. The signs of the electric field in the x -direction generated by the two spectators are always opposite, leading to the very weak electrical field in the participant region where the magnetic field is the strongest.

Next, we explore the impact parameter and beam energy dependence of the magnetic field at the center of mass of the reaction system. Shown in the right panel of Fig. 4 is the impact parameter dependence of $eB_y(0)$. The strength of magnetic field grows

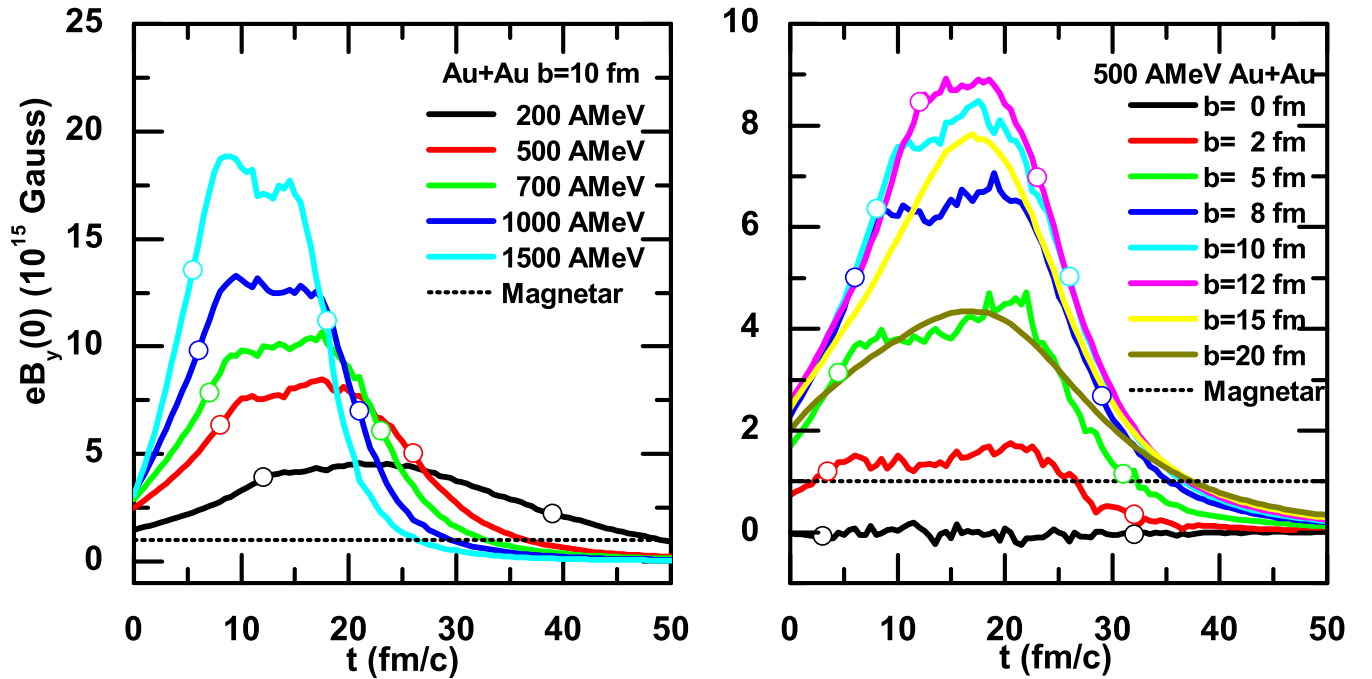


FIG. 4: (color online) (Right panel) Impact parameter dependence of $eB_y(0)$ for the 500 AMeV Au+Au collisions. (Left panel) Beam energy dependence of $eB_y(0)$ for the Au+Au collisions with $b=10$ fm. Durations of the overlap between the projectile and target are indicated roughly by the open circles (for $b=15, 20$ fm there is no overlapping). The thin black dashed line is for the magnetic field strength at the surfaces of magnetars.

with increasing impact parameter b up to about $b = 12$ fm. It then starts decreasing with larger b . This is easily understandable. There are basically two factors determining the magnetic field strength for a given beam energy. One is the position vector \mathbf{R} from the moving charges to the field point, and the other one is the charge number of the spectator N_s . Their competition determines the strength of the magnetic field. For head-on collisions, equivalently there are two counter currents leading to an almost zero magnetic field at the center of the reaction. For off-central collisions, as the impact parameter increases, while the spectators are farther away from the center they carry more charges. The net result is that the magnetic field becomes stronger with increasing impact parameter. However, as the impact parameter becomes larger than the sum of the radius of the projectile and target, e.g., when $b > 12$ fm for the Au+Au reaction, almost all charges are with the spectators, the magnetic field is thus only determined by the \mathbf{R} . Therefore, the reactions with larger impact parameters create weaker magnetic fields at the center of the reaction. Based on the IBUU11 results, off-central collisions with $b = 8 \sim 10$ fm seem to be the most suitable impact parameter range to produce the strongest magnetic effect. These reactions create strong magnetic fields and also enough light charged particles moving in the magnetic fields to be detected in experiments. Another factor determining the strength of magnetic field is the velocity of spectators, i.e., the beam energy of the reaction. Shown in the left panel of Fig. 4 is the beam energy dependence of $eB_y(0)$. As one expects, while the maximum strength of the magnetic field increases with beam energy the duration of the

strong magnetic field decreases since the spectators leave the collision region quickly at higher beam energies. Compared to reactions at RHIC, the strength of the magnetic field is about 10 times lower but the reaction lasts about 10 times longer. Since observable effects of any force depend on not only its strength but also its duration, magnetic effects in HICs at intermediate energies are thus worth an investigation.

B. Magnetic effects on observables in heavy-ion collisions

While no chiral magnetic effect is expected in HICs at intermediate energies, it is still interesting to examine magnetic effects on hadronic observables. First of all, we would like to mention that the effects of strong magnetic fields on the Equation of State (EOS) of cold hadronic and quark matter including the Landau quantization and the nucleon anomalous magnetic moment in neutron stars have been studied extensively, see, e.g., refs. [22–26]. It has been shown consistently that the magnetic effects become significant only for magnetic fields stronger than about 10^{18} G. Moreover, at finite temperature some of the magnetic effects get mostly washed out [26]. Since the temperature is high and the maximum strength of the magnetic field created is still below 10^{18} G even at RHIC energies, it is not necessary to consider effects of the magnetic field on the nuclear EOS. Instead, we focus directly on magnetic effects due to the Lorentz force acting on moving charges. In the following, we examine separately magnetic effects on nucleons and pions.

1. Lorentz force compared with the Coulomb and nuclear forces

For nucleons, the magnetic effects are expected to be negligible as the Lorentz force is known to be very small compared to the nuclear force. On the other hand, while the electrical and magnetic fields are strongly correlated, the Coulomb force has been routinely taken into account but the Lorentz force is normally neglected in modeling HICs. To check the validity of this practice and obtain a more quantitative understanding about the relative importance of the Lorentz, Coulomb and nuclear forces, we examine in Fig. 5 the ratios of the Lorentz force over the Coulomb and nuclear forces for a test-charge. To be specific, we calculate the ratio R_x^{ME} of the x -component of the Lorentz force over that of the Coulomb force for a test-charge in the outside-zone. As a reference, we first make an analytical analysis for a simplified case. For a test-charge located at the surface of the projectile moving on the trajectory of $r(-\frac{b}{2} - R, 0, z_0 + v_0 t)$, where R , z_0 and v_0 is the radii, initial z -coordinate and the beam velocity, assuming the electromagnetic fields are due to two moving point charges (projectile and target) given by Eqs. (4) and (5), the R_x^{ME} is simply

$$R_x^{ME} = \frac{F_x^M}{F_x^E} = \frac{ev_z B_y}{eE_x} = \left(\frac{v_0}{c}\right)^2. \quad (6)$$

Thus, it is clear that only for fast moving particles likely existing in reactions at high beam energies, the Lorentz force is expected to be significant compared to the Coulomb force. We now examine numerically the R_x^{ME} for the test-charge using the electromagnetic fields calculated with the IBUU11. In window (a), the time evolution of R_x^{ME} is shown for several impact parameters for the 500 AMeV Au+Au reactions. The evolution can be approximately divided into four periods. Before the two nuclei get in touch, $R_x^{ME} = 0.21$ which is exactly the same as the prediction of Eq. 6. In the compression phase, since the magnetic fields in the outside region generated by the projectile-like and target-like spectators are in the opposite directions, the net magnetic field decreases whereas the electric field there becomes stronger. Consequently, the R_x^{ME} drops until about 15 fm/c. In the expansion phase, the situation is reversed. After the collisions are over, the R_x^{ME} keeps approximately a constant value smaller than $(v_0/c)^2$ depending on the impact parameter. The beam energy dependence shown in window (b) for the Au+Au reactions with $b=10$ fm can be similarly understood. We notice that $R_x^{ME} = (v_0/c)^2$ at the beginning of the collision is satisfied at all beam energies. As the incident energy increases, the Lorentz force becomes closer to the Coulomb force.

We now turn to the ratio between the x -components of the nuclear and Lorentz forces, i.e., $R_x^{NM} = F_x^N/F_x^M$, for a test-proton at the center of mass with a constant velocity of $v_z = v_0$. Shown in windows (c) and (d) are the impact parameter and beam energy dependences of the R_x^{NM} . Because the nuclear force is proportional to the gradient of the single-nucleon potential, i.e., $F^M = -\nabla_r U$, large fluctuations are seen in the R_x^{NM} . It is seen that the nuclear force is several 10 to 10^2 times larger than the Lorentz force. The magnetic field is thus not expected to affect the reaction dynamics and nucleon observables. Therefore, it is not surprising that nuclear reaction models can describe most experimental data without considering any magnetic effect at all.

2. Magnetic effects on collective observables of nucleons and pions

While the magnetic effects on nucleon observables are expected to be very small, to be quantitative it is still necessary to examine how small the effects are. From the expression of the Lorentz force $F^M = q\mathbf{v} \times \mathbf{B}$, it is easy to see that the main

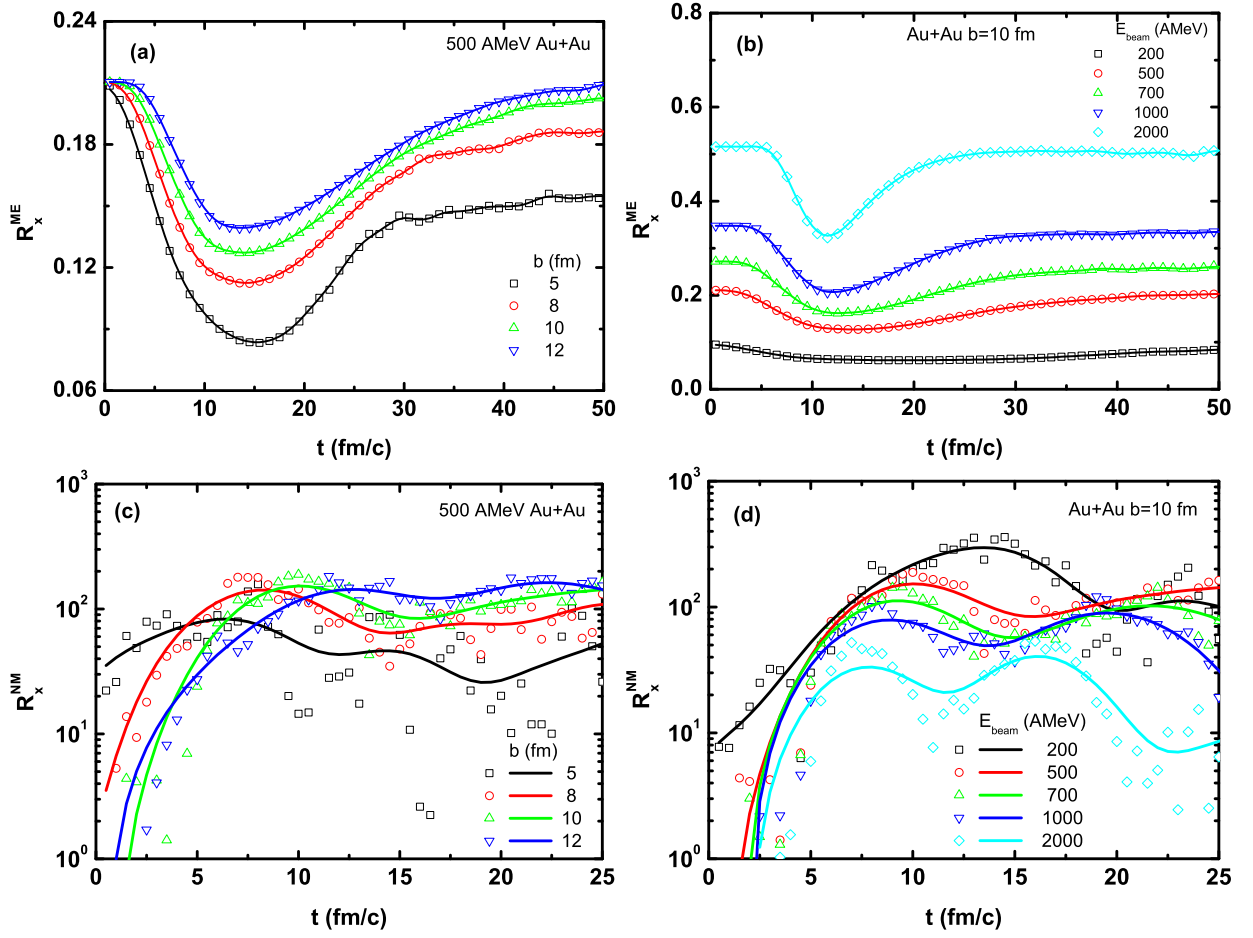


FIG. 5: (color online) The ratio between the x -components of the magnetic and electric forces (R_x^{ME}) (a) at various impact parameters for the 500 AMeV Au+Au reactions, (b) at various incident energies for the Au+Au reactions with $b=10$ fm; and the ratio between the x -components of the magnetic and nuclear forces (R_x^{NM}) (c) at various impact parameters for the 500 AMeV Au+Au reactions, (d) at various incident energies for the Au+Au reactions with $b=10$ fm (the lines are the results smoothed with the Fast Fourier Transformation Filter to guide the eye), respectively.

component of the Lorentz force is in the reaction plane (especially in the x -direction). The average transverse momentum in the reaction plane, i.e., $\langle p_x \rangle$, is thus a good candidate. Shown in the top panels of Fig. 6 are the average in-plane transverse momentum as a function of rapidity, the so-called in-plane transverse flow [27], for free protons and pions, respectively. Indeed, there is essentially no magnetic effect on nucleons. It is seen that both negative and positive pions flow in the same direction as nucleons but with much lower transverse momentum in the reaction plane [28]. Interestingly, there is a very weak indication of some magnetic effects on the $\langle p_x(y) \rangle$ of pions at forward/backward rapidities. This is qualitatively understandable because the Lorentz force influences pions motion easily as they are light compared to nucleons. Moreover, it also indicates that the magnetic field decreases (increases) very slightly the magnitude of $\langle p_x \rangle$ for positive (negative) pions at both forward and backward rapidities due to the magnetic focusing/diverging effects as we shall discuss in detail in the next subsection. Next, we investigate in the lower panels of Fig. 6 the so-called differential elliptic flow as a function of transverse momentum [29, 30],

$$\langle v_2(p_t) \rangle = \frac{1}{N} \sum_{i=1}^N \frac{p_{ix}^2 - p_{iy}^2}{p_{ix}^2 + p_{iy}^2} \quad (7)$$

where N is the total number of free particles. The p_{iy} is i th particle's transverse momentum perpendicular to the reaction plane. Again, there is essentially no magnetic effect on the differential elliptical flow of both nucleons and pions.

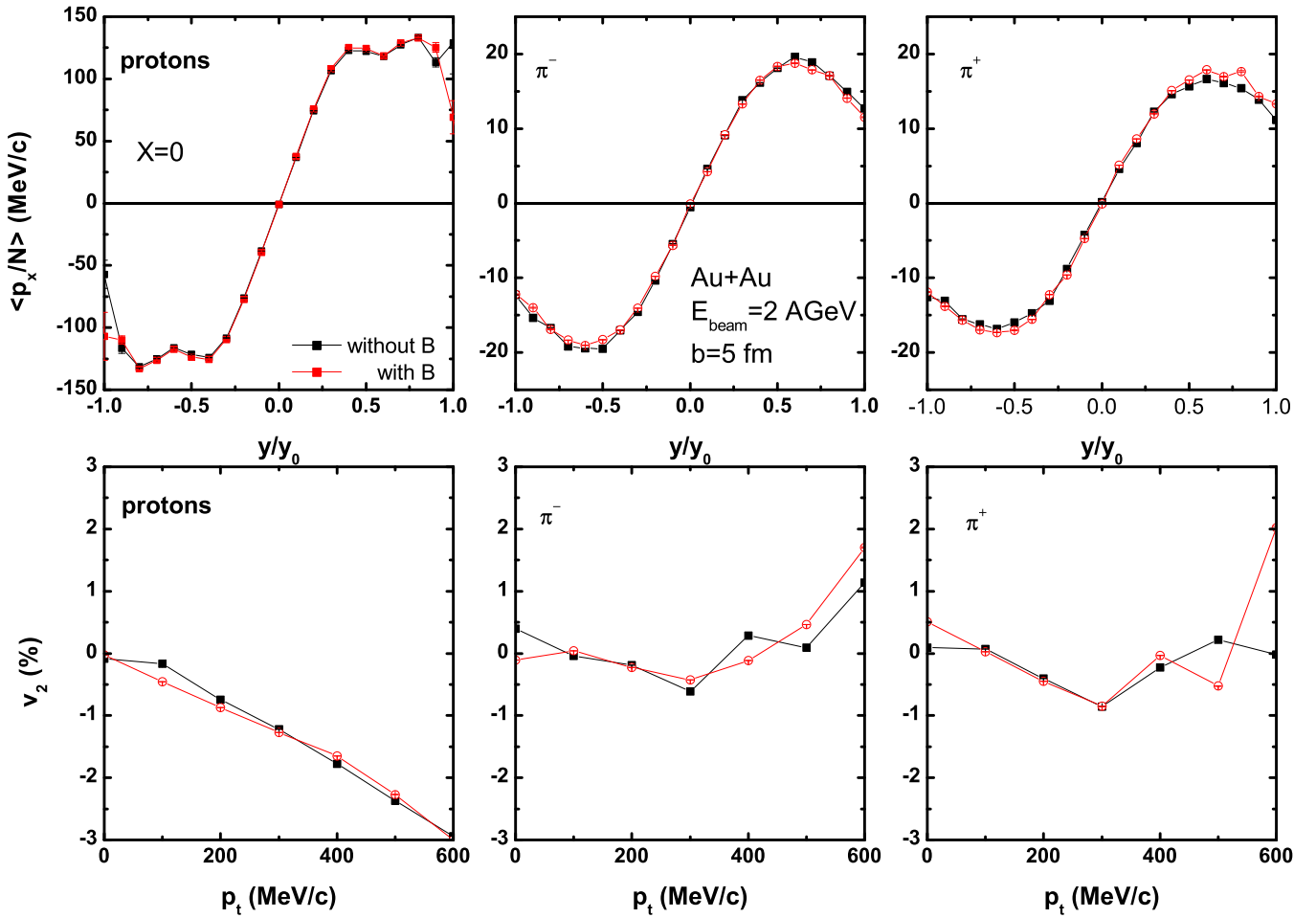


FIG. 6: (Top pane) The average in-plane transverse momentum of free protons and pions as a function of rapidity. (Bottom pane) Elliptical flow for free protons and pions as a function of transverse momentum for the 2 AGeV Au+Au reaction at an impact parameter of 5 fm with $x=0$.

3. Magnetic effects on the π^-/π^+ and neutron/proton ratio

It is well known that the Coulomb force affects significantly the π^-/π^+ ratio in HICs. The so-called Coulomb peak often appears near the projectile and/or target rapidities. This phenomenon has been studied extensively both experimentally [31–35] and theoretically [37–42] since the 1970's, see, e.g., ref. [43] for a review. However, magnetic effects were not considered in any of these studies. While the Lorentz force on pions is normally smaller than the Coulomb force, they have the same order of magnitude. Moreover, compared to nucleons pions are light with relatively higher speeds and are thus more easily affected by the Lorentz force. Furthermore, there is no nuclear force acting on pions once they are produced at least in most model simulations where pions change their momenta only through pion-hadron collisions and the Coulomb field. To our best knowledge, theoretical studies on the mean-field (in-medium dispersion relation) for pions are still rather inconclusive [44]. Considering all of the above, the magnetic force on pions can be significant. In fact, we expect the Lorentz and Coulomb forces to have the opposite effects on the π^-/π^+ ratio. Namely, near the projectile/target rapidity the Coulomb force increase the π^-/π^+ ratio while the Lorentz force reduces it. Effects of the Lorentz forces on positive and negative pions are illustrated in Fig. 7 using the projectile-like spectator as an example. The moving track of the spectator can be regarded as a current. Above/below the current, the magnetic field is perpendicular to the reaction plane and points outward/inward. The Lorentz force focuses the π^+ into smaller forward (backward) polar angles while disperses the π^- to larger forward (backward) polar angles. So the π^-/π^+ ratios at large rapidities are reduced by the Lorentz force. Moreover, due to the magnetic focusing/dispersing effect on positive/negative charges, the changes in transverse momentum for particles above and below the current are opposite. So the total magnetic effect on the average transverse momentum in the reaction plane is very tiny even for pions. This explains why the magnetic effects on the transverse flow $\langle p_x(y) \rangle$ and the differential elliptical flow $v_2(p_t)$ are negligible for both nucleons and pions.

Why is it so important to understand clearly and precisely the electromagnetic effects on the π^-/π^+ ratio? One special

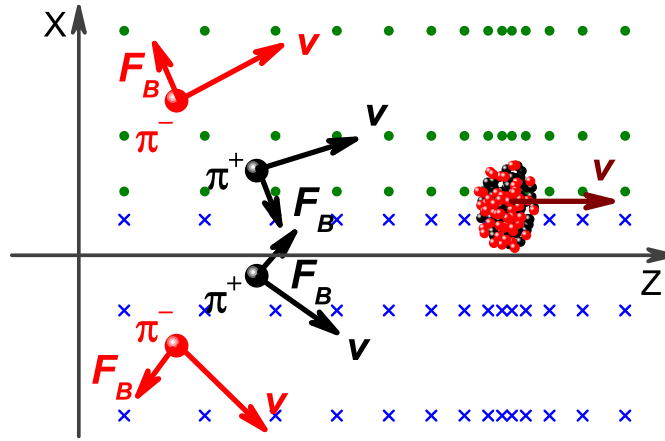


FIG. 7: A sketch of magnetic effect on the π^-/π^+ ratio near the projectile rapidity.

reason is that the π^-/π^+ ratio has been predicted as one of the most promising probes of the nuclear symmetry energy at supra-saturation densities [45]. While comparisons of transport model predictions [46–48] with existing data [49] are still inconclusive, all models have consistently shown that the π^-/π^+ ratio is rather sensitive to the high density behavior of the nuclear symmetry energy. The latter is rather poorly known as indicated in Fig. 1. In fact, even the trend of the symmetry energy at supra-saturation densities, namely, whether it increases or decreases with increasing density, is still controversial partially because of our poor knowledge about the isospin-dependence of strong interaction. To extract reliably accurate information from the π^-/π^+ ratio about the high-density symmetry energy, it is thus necessary to understand precisely effects from the well-known electromagnetic interactions. So, how strong is the magnetic effect on the π^-/π^+ ratio in comparison to the symmetry energy effect? To answer this question and give a quantitative example, we show in Fig. 8 the π^-/π^+ ratio as a function of rapidity with and without the magnetic field calculated with three different values of the symmetry energy parameter x for the 2 AGeV Au+Au reactions at an impact parameter of $b=0$ and 5 fm, respectively. In each case considered here, 200,000 IBUU11 events are used. Comparing the results obtained with and without the magnetic field using any of the x parameter considered, it is seen that significant magnetic effects on the π^-/π^+ ratio are obvious especially at forward and backward rapidities particularly for mid-central collisions. Quantitatively, the π^-/π^+ ratio obtained with the magnetic field is significantly lower at forward and backward rapidities (polar angles) due to the magnetic focusing/diverging effects on the positive/negative pions as we illustrated in Fig. 7. Pions at higher rapidities have larger longitudinal momenta and thus feel stronger Lorentz forces compared to those at mid-rapidity. For the head-on collisions, the magnetic effect is small but still appreciable especially in the early phase of the reactions when most of the pions are produced. From peripheral to head-on collisions, the π^-/π^+ ratio changes gradually from forward-backward peaked to center-peaked distributions. In peripheral collisions, there are significant Coulomb effects due to the spectators. One thus expects the π^-/π^+ ratio to peak at forward-backward rapidities. It is seen that the magnetic effect at forward-backward rapidities is compatible with the symmetry energy effect from changing the x parameter by one unit. Overall, the π^-/π^+ ratio decreases as the symmetry energy at supra-saturation densities becomes stiffer when the parameter x changes from 1 to -1.

It is worth noticing that so far only the integrated π^-/π^+ ratio, i.e., the ratio of total π^- to π^+ multiplicities, has been used in attempts to constrain the symmetry energy at high densities without considering the magnetic effects. While the integrated π^-/π^+ ratio is rather sensitive to the symmetry energy parameter x in reactions near the pion production threshold, as the beam energy becomes higher than about 1 GeV/nucleon, the sensitivity gradually disappears [46]. It is thus interesting to see that the rapidity distribution of the π^-/π^+ ratio shows a strong sensitivity to the parameter x even in the reactions at a beam energy of 2 GeV/nucleon where the baryon density can reach about $3.5\rho_0$. Since the strongest sensitivity to the symmetry energy is at forward and backward rapidities where the π^-/π^+ ratio is also strongly affected by the magnetic field, special cares have to be taken in both model calculations and the data analysis. Most of the available detectors including the one used by the FOPI Collaboration [49] do not provide full coverage at very forward/backward angles. The integrated π^-/π^+ ratio is normally obtained by extrapolating the angular distributions of pions measured in a limited angular range to all polar angles. By doing so, however, the magnetic effects on the angular distribution were neglected. Previous conclusions on the high-density symmetry energy based on comparing various transport model calculations with the experimental data without considering the magnetic effects thus need to be taken with caution. For comparisons, the neutron/proton ratio n/p of free (selected as those with local density less than $\rho_0/8$ at freeze-out) and all nucleons are shown as functions of rapidity in the middle and bottom windows of Fig. 8, respectively. It is seen that there is essentially no noticeable magnetic effects within error bars on the n/p ratios. This is consistent with our expectation and the results on the transverse and elliptical flows discussed earlier. The non-uniform n/p and π^-/π^+ ratios as functions of rapidity indicates the lack of complete isospin equilibrium for both the nucleon and pion

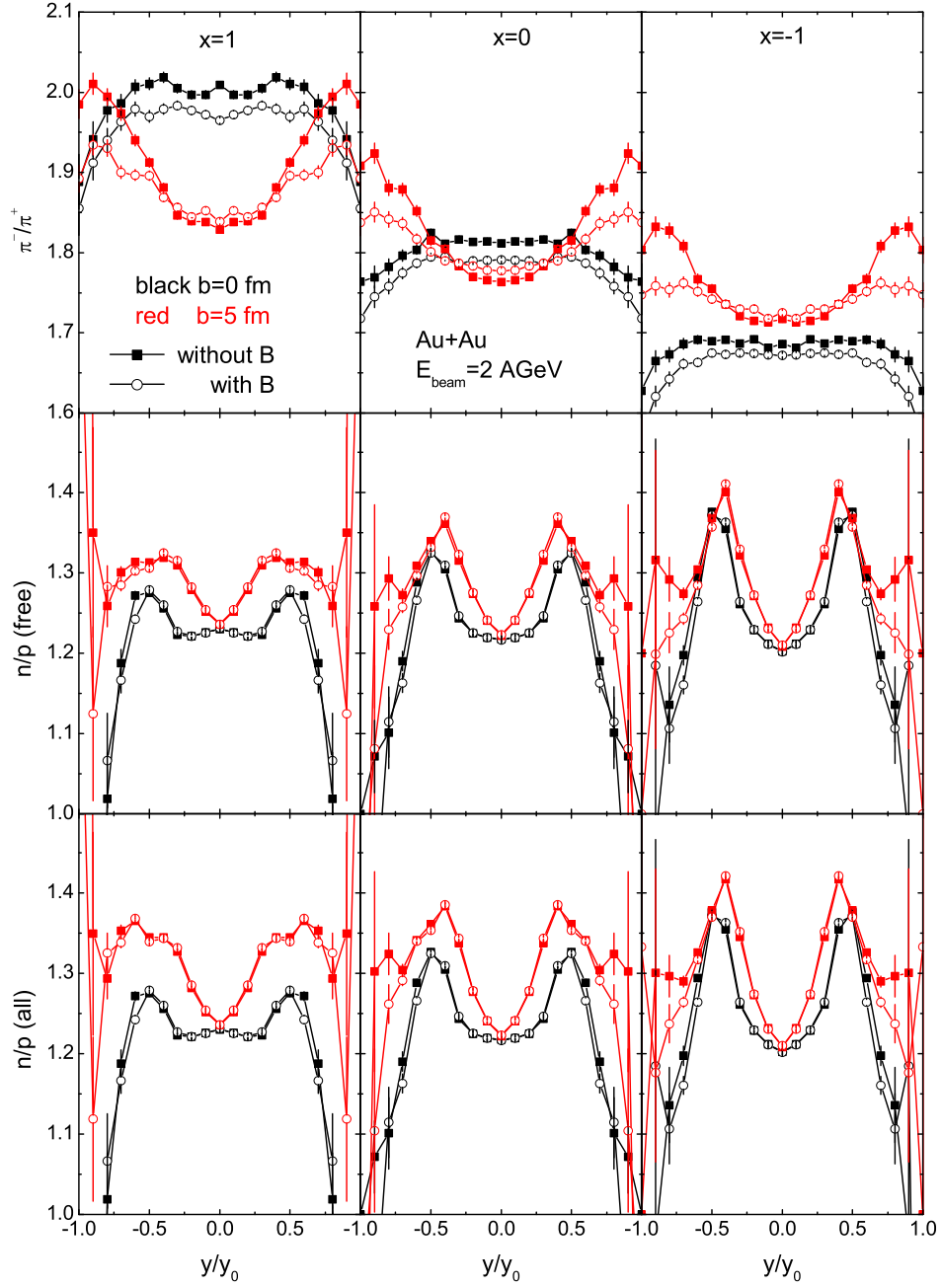


FIG. 8: The π^-/π^+ ratio (top windows), the neutron/proton n/p ratio of free (middle windows) and all (bottom windows) nucleons as a function of rapidity with and without the magnetic field calculated with the three different values of symmetry energy parameter x for the reactions of 2 AGeV Au+Au at an impact parameter $b=0$ and 5 fm, respectively.

components. This is the so-called isospin transparency expected in heavy-ion reactions at the beam energies studied here [51].

Shown in Table I are the integrated π^-/π^+ and neutron/proton ratios calculated without/with the magnetic field. It is seen that the integrated ratios are not affected much by the magnetic field. This is what we expected as the Lorentz force affects differently only the angular distributions of positively and negatively charged particles, but not their total multiplicities. Also, consistent with previous findings [46] the integrated π^-/π^+ ratio at beam energies higher than about 1 GeV/nucleon is not so sensitive to the variation of the symmetry energy while there is a clear indication that a higher π^-/π^+ ratio is obtained with a softer $E_{\text{sym}}(\rho)$ at supra-saturation densities. Thus, the differential π^-/π^+ ratio as a function of rapidity, as we discussed earlier, is a better probe of the symmetry energy at supra-saturation densities after taking care of the magnetic effects.

TABLE I: Integrated π^-/π^+ and n/p ratio calculated without/with the magnetic field using three values of the symmetry energy parameter $x = 1, 0$ and -1 .

Ratio	b (fm)	$x=1$	$x=0$	$x=-1$
π^-/π^+	0	2.02/1.97	1.81/1.78	1.68/1.67
	5	1.87/1.86	1.79/1.79	1.73/1.73
n/p (free)	0	1.23/1.23	1.24/1.24	1.25/1.25
	5	1.28/1.28	1.29/1.29	1.29/1.29
n/p (all)	0	1.23/1.23	1.24/1.24	1.25/1.25
	5	1.31/1.31	1.31/1.31	1.32/1.32

IV. SUMMARY

In summary, within the transport model IBUU11, the time-evolution and space-distribution of internal electromagnetic fields in HICs at beam energies between 200 and 2000 MeV/nucleon are studied. While the magnetic field can reach about 7×10^{16} G, it has almost no effect on nucleon observables as the Lorentz force is normally much weaker than the nuclear force. On the other hand, the magnetic field has a strong focusing/diverging effect on positive/negative pions at forward/backward rapidities. Consequently, the differential π^-/π^+ ratio as a function of rapidity, but not the integrated one, is significantly altered by the magnetic field. At beam energies above about 1 GeV/nucleon, the differential π^-/π^+ ratio is more sensitive to the $E_{\text{sym}}(\rho)$ than the integrated π^-/π^+ ratio. Our findings suggest that magnetic effects should be carefully considered in future studies of using the differential π^-/π^+ ratio as a probe of the $E_{\text{sym}}(\rho)$ at supra-saturation densities.

V. ACKNOWLEDGEMENTS

We would like to thank Drs. N. Chamel, W. G. Newton and C. Providencia for helpful discussions and information on magnetic effects in neutron stars, Dr. Lie-Wen Chen and Dr. Chang Xu for collaborations in developing the IBUU11 code used in this study. We would also like to thank Dr. Derek Harter who made our very intensive calculations possible within a rather short time by providing us access to the high-performance Computational Science Research Cluster at Texas A&M University-Commerce. This work was supported in part by the NSF under grants PHY-0757839 and PHY-1068022 and NASA under grant NNX11AC41G issued through the Science Mission Directorate, and the National Natural Science Foundation of China under Grant Nos 11005022, 10847004 and 11075215.

-
- [1] Y. Sofue, M. Fujimoto and R. Wielebinski, *Annu. Rev. Astron. Astrophys.* **24**, 459 (1986).
 - [2] K. Kawabata, M. Fujimoto, Y. Sofue and M. Fukui, *Publ. Astron. Soc. Jpn.* **21**, 239 (1969).
 - [3] K. Dimopoulou and A.-C. Davis, *Phys. Lett. B* **390**, 87 (1997)
 - [4] D. Grasso and H. R. Rubinstein, *Phys. Rep.* **348**, 163 (2001).
 - [5] C. Kouveliotou, S. Dieters and T. Strohmayer, *et al.*, *Nature* **393**, 235 (1998).
 - [6] A. I. Ibrahim, S. Safi-Harb and J. H. Swank *et al.*, *Astrophys. J.*, **574**, L51CL55 (2002).
 - [7] M. A. Ruderman, L. Tao and W. Kluzniak, *Astrophys. J.* **542**, 243 (2000).
 - [8] J. Rafelski and B. Müller, *Phys. Rev. Lett.* **36**, 517 (1976).
 - [9] Dmitri E. Kharzeev and Ho-Ung Yee, *Phys. Rev.* **D83**, 085007 (2011) and references therein.
 - [10] D. E. Kharzeev, L. D. McLerran and H. J. Warringa, *Nucl. Phys. A* **803**, 227 (2008).
 - [11] D. Kharzeev, *Phys. Lett. B* **633**, 260 (2006).
 - [12] D. Kharzeev and Zhitnitsky, *Nucl. Phys. A* **797**, 67 (2007).
 - [13] S. A. Voloshin, *Phys. Rev. Lett.* **105**, 172301 (2010).
 - [14] V. Skokov, A. Illarionov, V. Toneev, *Int. J. Mod. Phys. A* **24**, 5925 (2009).
 - [15] B. I. Abelev *et al.* (STAR Collaboration), *Phys. Rev. Lett.* **103**, 251601 (2009).
 - [16] B. I. Abelev *et al.* (STAR Collaboration), *Phys. Rev. C* **81**, 054908 (2010).
 - [17] V. Voronyuk, V.D Toneev, W. Cassing, E.L. Bratkovskaya, V.P. Konchakovski and S.A. Voloshin, *Phys. Rev. C* **83**, 054911 (2011).
 - [18] B. A. Li, C. B. Das, S. Das Gupta and C. Gale, *Phys. Rev. C* **69**, 011603(R) (2004); *Nucl. Phys. A* **735**, 563 (2004).
 - [19] B. A. Li, L.W. Chen, L. Ou and C. Xu in preparation.
 - [20] C. B. Das, S. Das Gupta, C. Gale, B. A. Li, *Phys. Rev. C* **67**, 034611 (2003).
 - [21] C. Xu and Bao-An Li, *Phys. Rev. C* **81**, 044603 (2010).
 - [22] A. Broderick, M. Prakash and J. M. Lattimer, *APJ* **537**, 351 (2000).
 - [23] C. Y. Cardall, M. Prakash and J. M. Lattimer, *APJ* **554**, 322 (2001).
 - [24] D. Bandyopadhyas, S. Chakrabarty and S. Pal, *Phys. Rev. Lett.* **79**, 2176 (1997).

- [25] A. Rabhi and C. Providencia, *J. Phys. G: Nucl. Part. Phys.* **35**, 125201 (2008).
- [26] A. Rabhi, P. K. Panda and C. Providencia, arXiv:1105.0254.
- [27] P. Danielewicz and G. Odyniec, *Phys. Lett. B* **157**, 146 (1985).
- [28] Bao-An Li, *Nucl. Phys.* **A570**, 797 (1994).
- [29] J.-Y. Ollitrault, *Nucl. Phys. A* **638**, 195c (1998).
- [30] A. Poskanzer and S. A. Voloshin, *Phys. Rev. C* **58**, 1671 (1998).
- [31] K. L. Wolf et al. , *Phys. Rev. Lett.* **42**, 1448 (1979).
- [32] J. Chiba et al. , *Phys. Rev. C* **20**, 2210 (1979).
- [33] W. Benenson et al. , *Phys. Rev. Lett.* **10**, 683 (1979).
- [34] H. M. A. Radi et al. , *Phys. Rev. C* **25**, 1518 (1982).
- [35] S. Schnetzer et al. , *Phys. Rev. Lett.* **49**, 989 (1982).
- [36] J. P. Sullivan et al. *Phys. Rev. C* **25**, 1499 (1982).
- [37] K. G. Libbrecht and S. E. Koonin, *Phys. Rev. Lett.* **43**, 1581 (1979).
- [38] G. F. Bertsch, *Nature* **283**, 280 (1980).
- [39] M. Gyulassy and S. K. Kauffmann, *Nucl. Phys.* **A362**, 503 (1981).
- [40] A. Bonasera and G. F. Bertsch, *Phys. Lett.* **B195**, 521 (1987).
- [41] B. Noren et al. , *Nucl. Phys.* **A489**, 763 (1988).
- [42] B. A. Li, *Phys. Rev. C* **50**, 2144 (1994); *Phys. Lett.* **B346**, 5 (1995).
- [43] R. Stock, *Phys. Report*, **135**, 259 (1986).
- [44] Jun Xu, Che Ming Ko and Yongseok Oh, *Phys. Rev.* **C81**, 024901 (2010).
- [45] B. A. Li, *Phys. Rev. Lett.* **88**, 192701 (2002); *Nucl. Phys.* **A708**, 365 (2002).
- [46] Z. G. Xiao, B. A. Li, L. W. Chen, G. C. Yong and M. Zhang, *Phys. Rev. Lett.* **102**, 062502 (2009).
- [47] Z. Q. Feng and G. M. Jin, *Phys. Lett.* **B683**, 140 (2010).
- [48] V. Prassa, G. Ferini, T. Gaitanos, H.H. Wolter, G.A. Lalazissis and M. Di Toro, *Nucl. Phys.* **A789**, 311 (2007).
- [49] W. Reisdorf et al., *Nucl. Phys. A* **781**, 459 (2007).
- [50] Bao-An Li, Lie-Wen Chen and Che Ming Ko, *Phys. Rep.* **464**, 113 (2008).
- [51] B. A. Li and S. J. Yennello, *Phys. Rev. C* **52**, 1746(R) (1995).