

Performance Guarantee under Longest-Queue-First Schedule in Wireless Networks

Bo Li, Cem Boyaci and Ye Xia

Computer and Information Science and Engineering Department,
University of Florida, Gainesville, Florida, USA

Email: {boli,cboyaci,yx1}@cise.ufl.edu

Abstract

Efficient link scheduling in a wireless network is challenging. Typical optimal algorithms require solving an NP-hard sub-problem. To meet the challenge, one stream of research focuses on finding simpler sub-optimal algorithms that have low complexity but high efficiency in practice. In this paper, we study the performance guarantee of one such scheduling algorithm, the Longest-Queue-First (LQF) algorithm. It is known that the LQF algorithm achieves the full capacity region, Λ , when the interference graph satisfies the so-called local pooling condition. For a general graph G , LQF achieves (i.e., stabilizes) a part of the capacity region, $\sigma^*(G)\Lambda$, where $\sigma^*(G)$ is the overall local pooling factor of the interference graph G and $\sigma^*(G) \leq 1$. It has been shown later that LQF achieves a larger rate region, $\Sigma^*(G)\Lambda$, where $\Sigma^*(G)$ is a diagonal matrix. The contribution of this paper is to describe three new achievable rate regions, which are larger than the previously-known regions. In particular, the new regions include all the extreme points of the capacity region and are not convex in general. We also discover a counter-intuitive phenomenon in which increasing the arrival rate may sometime help to stabilize the network. This phenomenon can be well explained using the theory developed in the paper.

Index Terms

Wireless Networks Scheduling, Longest Queue First Policy, Stability, Local Pooling, Interference

I. INTRODUCTION

One of the long-standing challenges for wireless networks is how to utilize the communication medium efficiently when links interfere with each other. This paper is primarily concerned with an interference model called the protocol model, where two wireless links that interfere with each other are prohibited to transmit data simultaneously [1], [2], [3]. For the protocol model, a scheduling algorithm strives to select a set of non-interfering links for transmission in every time slot.

Finding efficient schedules can be very difficult. Tassiulas and Ephremides [4] showed that if the queue sizes for the links (which are nodes in the interference graph) are viewed as weights and a maximum weight independent set (MWIS) of the interference graph is selected as the schedule in each time slot, then the queues of the wireless network can be stabilized for any arrival rate vector inside the capacity region. However, finding an MWIS is NP-hard in general. Even under the more restricted k -hop interference model, finding an MWIS is still NP-hard for $k \geq 2$ [5], [3]. For the 1-hop interference model, the problem of finding an MWIS reduces to *maximum weight matching* and the complexity is $O(|V|^3)$, where $|V|$ is the number of wireless links [6]. Hence, scheduling using MWIS is inapplicable to large networks.

To reduce the complexity, some simple sub-optimal scheduling algorithms have been introduced [7], [8], [9], [10], [11], [12], [13]. The *Longest Queue First* (LQF, also known as the greedy maximal schedule) policy is recognized for its high performance in practice [6]. The LQF schedule chooses links in a decreasing order of the queue sizes while conforming to the interference constraints. Dimakis and Walrand showed that the LQF algorithm achieves (stabilizes) the entire interior of the capacity region, Λ , when the interference graph G satisfies the so-called overall local pooling condition [14]. For general cases, Joo *et al.* introduced a parameter called the overall local pooling factor, denoted by $\sigma^*(G)$, where $0 < \sigma^*(G) \leq 1$, based on the topology of the interference graph G ; they showed the LQF algorithm achieves a subset of the capacity region, $\sigma^*(G)\Lambda$ [6]. Several other authors studied how to check the local pooling condition or estimate $\sigma^*(G)$ for specific graphs [15], [16], [17].

A single-parameter performance characterization of LQF suggests a uniform rate reduction on the links. However, it is possible that the links are subject to heterogeneous interference relations and some links can perform better than others. To capture the performance heterogeneity, a multiple-parameter characterization of the stabilizable region by LQF was established in [18]. It was shown that LQF can achieve a larger rate region, $\Sigma^*(G)\Lambda$, where $\Sigma^*(G)$ is a diagonal matrix. Each diagonal entry of $\Sigma^*(G)$ corresponds to a link and it summarizes the link's interference constraints.

Even this multiple-parameter characterization of LQF underestimates the stability region. For instance,

it excludes some parts of the capacity region that are obviously stabilizable by LQF. To progress further toward complete performance characterization, there is a need to go beyond the current framework of linear transformations on the capacity region. The goal of this study is to establish such a “non-linear” framework and expand our knowledge about the achievable rate region by LQF. The main contribution is to describe three new achievable rate regions (Ω , Δ_C and Δ_R), which are all larger than the previously-known regions. More precisely, we show that $\Sigma^*(G)\Lambda \subseteq \Omega$ and $\Omega^o \subseteq \Delta_C \subseteq \Delta_R$. Furthermore, the closures of the new regions include all the extreme points of the capacity region and are not convex in general. This is in contrast to previously-known regions of stability, which are all convex and, in general, exclude some extreme points of the capacity region because they each are derived by reducing the capacity region through a linear transformation. We show that the new regions of stability (or their closures) are convex if and only if they are identical to the capacity region itself. The result implies that, when LQF cannot achieve the full capacity region, the largest achievable region, which is yet to be discovered, cannot be convex.

The characterization of the LQF performance has been substantially improved with these new stability regions. For instance, we have found that, for an arbitrarily large $k > 0$, there are cases where an arrival rate vector λ is outside all the previously-known stability regions but $k\lambda$ is in Ω . In other words, the previously-known stability regions can underestimate the performance of LQF by an arbitrarily large factor in certain cases, whereas the new regions can avoid such poor estimates.

The study has also yielded an interesting, counter-intuitive finding that increasing the arrival rates may sometime help to stabilize the network. We have discovered an example where a rate vector achievable by LQF point-wise dominates another rate vector not achievable by LQF. It turns out the former vector is in the stability region Δ_C whereas the latter is not.

We next summarize the key ideas of the paper. Our theory is developed based on considering the *fluid limit* of an unstable network. A typical scenario is that the maximum queue size has an overall trend to grow indefinitely, which requires that, at some time t , a subset of the current longest queues continues to grow. From the set of the longest queues at time t , there is a subset that grows at the fastest rate and remains the longest in the next infinitesimal time interval. Denote this subset by S . Under LQF, the queues in S will be served with priority in the next small time interval, which implies that the average service rate vector, when restricted to S , comes from the convex hull of the maximal schedules with respect to S . This convex hull is denoted by $Co(M_S)$. For the queues in S , the arrival rates must be larger than the service rates. The discussion motivates the definition of a strictly dominating vector for a queue set S , which is a vector λ , when restricted to S , strictly dominating at least one vector in $Co(M_S)$.

After removing the union of the strictly dominating vectors, where the union is over all possible subsets of the queues, we get Ω .

Key to the development about Δ_C is a refinement to the notion of strictly dominating vectors, which is called uniformly dominating vectors. For the aforementioned queue set S , the arrival rates not only must be larger than the service rates, but also larger by the same amount, so that the queues in S grow at the same rate. The removal of all the uniformly dominating vectors gives Δ_C . Although the closure of Δ_C contains Ω , there is value in studying and reporting the results about both regions. First, the theory about Ω provides building blocks for proving some of the results about Δ_C . Second, Ω appears to be well connected to the notion of local pooling in [14], thus, providing some continuity in the theoretical development, whereas Δ_C does not appear so.

Throughout, we assume i.i.d. and mutually independent arrival processes. As Dimakis and Walrand pointed out, for the same average arrival rate vector, whether the arrival processes have zero or non-zero variances leads to significantly different stability behavior (the former is the case of deterministic arrivals with constant rates) [14]. They established a queue separation result for the case of non-zero variances and developed a rank condition that leads to queue separation. We generalize the rank condition. Then, we extend Δ_C to a larger stability region Δ_R for the case of non-zero variances. We also show the closures of Δ_C and Δ_R are the same.

Finally, we relate the problems of finding stability conditions under LQF to several problems in the fractional graph theory [19]. The latter provide tools for studying the stability regions introduced by the paper and for characterizing the set σ -local pooling factor given in [18].

The rest of the paper is organized as follows. In Section II, we specify the models and notations. In Sections III and IV, we introduce the Ω and Δ (Δ_C and Δ_R) regions, respectively. In Section V, we introduce the fractional coloring and related problems that are relevant to the study of the stability regions. In Section VI, we give some simulation results to confirm aspects of the theory. The conclusion is given in Section VII.

II. PRELIMINARIES

In our model, a wireless network is represented by an undirected interference (or conflict) graph $G = (V, E)$, where the node set V represents the set of physical, wireless links in the network and the edge set E represents the interference relation among the physical links. Two nodes in G are connected with an edge whenever the physical links they represent interfere with each other.¹ We assume the node

¹All the graphs in this paper are interference graphs, unless specified otherwise.

set V is arbitrarily indexed from 1 to $|V|$, and hence, V can be written as $V = \{1, \dots, |V|\}$.

Given a subset of nodes $S \subseteq V$, we denote $G_S = (S, L)$ to be the subgraph of G induced by the nodes in S . In other words, an edge (u, v) belongs to L if and only if $u, v \in S$ and $(u, v) \in E$.

We assume a time-slotted system. The capacity of each wireless link is normalized to 1 per time slot. There is a queue associated with each wireless link at the transmitter. We assume single-hop traffic. Traffic arrives at the transmitter side of a link, joining the queue and waiting for transmission; after transmission, it leaves the network. We assume i.i.d. and mutually independent arrival processes to the queues. It is easy to see that, under the LQF schedule with either deterministic or typical random tie-breaking rules, the joint queue process is Markovian. By stability, we mean the Markov process is positive recurrent².

A schedule is denoted by a $|V|$ -dimensional 0-1 vector, where a value 1 in an entry indicates the corresponding link is active and 0 otherwise. A schedule is feasible if and only if the links that are active do not interfere with each other. A feasible schedule is said to be *maximal* if no additional links can be activated without violating the interference constraints. Therefore, every feasible schedule is an independent set of G and every maximal schedule is a maximal independent set of G .

For the graph $G = (V, E)$, let M_V denote the set of all the maximal schedules and let $Co(M_V)$ denote the convex hull of all the maximal schedules. When relevant, we also consider M_V to be the matrix whose columns are all the maximal schedules, with arbitrary indexing of the schedules. Similarly, for a node-induced subgraph $G_S = (S, L)$, let M_S be the set (or matrix) representing all the maximal schedules of G_S and let $Co(M_S)$ be the convex hull of all the maximal schedules in M_S .

The capacity region Λ of a network is defined as the set of arrival rate vectors that are supportable by time sharing of the feasible schedules. Equivalently,

$$\Lambda = \{\lambda \mid 0 \leq \lambda \leq \mu \text{ for some } \mu \in Co(M_V)\}. \quad (1)$$

For a non-empty subset of nodes $S \subseteq V$, the capacity region is defined analogously by replacing $Co(M_V)$ with $Co(M_S)$ in (1) and is denoted by Λ_S . In the above, $\lambda \leq \mu$ means that vector λ is component-wise less than or equal to vector μ . The *interior* of the capacity region can be written as

$$\Lambda^\circ = \{\lambda \mid 0 \leq \lambda < \mu \text{ for some } \mu \in Co(M_V)\}. \quad (2)$$

The interior of the capacity region thus defined can be stabilized by the MWIS schedule and any rate vector outside the capacity region cannot be stabilized by any schedule [4].

²Without loss of generality, we assume the Markov Chain is irreducible. See [4] for general cases.

Given a $|V|$ -dimensional vector λ , the $|S|$ -dimensional vector $[\lambda]_S$ represents the restriction of λ to the set $S \subseteq V$. That is, $[\lambda]_S$ contains only those components of λ which correspond to the nodes in S .

For a vector μ defined for a node set, let μ_l or $\mu(l)$ denote the component associated with $l \in V$. Note that, if $\mu \in \mathbb{R}_+^{|V|}$, then the notation indicates the l th component of μ . However, if $\mu \in \mathbb{R}_+^{|S|}$ for some non-empty $S \subseteq V$, then for $l \in S$, μ_l or $\mu(l)$ is not necessarily the l th component of μ . If μ is any other type of vector, μ_i denotes the i th component of μ . We use e to represent the vector $(1, 1, \dots, 1)'$. The dimension of the vector e depends on the context.

The capacity region for the whole graph and the capacity region for the subset $S \subseteq V$ has the following relationship.

Lemma 1: An arrival rate vector $\lambda \in \Lambda$ if and only if for all non-empty $S \subseteq V$, $[\lambda]_S \in \Lambda_S$. Likewise, $\lambda \in \Lambda^\circ$ if and only if for all non-empty $S \subseteq V$, $[\lambda]_S \in \Lambda_S^\circ$.

Proof: Suppose $\lambda \in \Lambda$. Then, $\lambda \leq \mu$ for some $\mu \in Co(M_V)$. It is easy to see that, for any non-empty subset $S \subseteq V$, there must exist a vector $\nu \in Co(M_S)$ such that $[\mu]_S \leq \nu$. Then, $[\lambda]_S \leq \nu$. Hence, $[\lambda]_S \in \Lambda_S$. The other direction is true by taking $S = V$. The last statement of the lemma can be proved similarly. ■

Throughout, in the statements about rate regions that involve topological concepts such as open/close sets and the interior of a set, the space is assumed to be the set of non-negative real vectors, i.e., $\mathbb{R}_+^{|V|}$. Also, in the set-complement operation for any rate region, the whole set is understood to be the non-negative real vectors. For a set $Y \subseteq \mathbb{R}_+^{|V|}$, we let Y° and Y^c denote the interior and complement of Y , respectively.

In the LQF schedule, the links with longer queues are activated at a higher priority than those with shorter queues, subject to the interference constraints. The following may be considered as a reference implementation of this schedule. First, one of the links with the longest queue is selected to be in the schedule; ties are broken with either an arbitrary deterministic rule or randomly. All links with which the selected link interferes are removed from further consideration. Then, the same selection process repeats over the remaining links yet to be considered until no links remain to be considered.

Remark: The following is the key mathematical property about LQF that is used throughout. Suppose, at time t , a non-empty set $S \subseteq V$ dominates $V - S$ in the sense that, for any $i \in S$ and any $j \in V - S$, the queue size of i is greater than that of j . Then, the schedule used at t must be maximal when restricted to S (i.e., with respect to G_S).

III. STABILITY REGION Ω UNDER LQF

In this section, we introduce a notion of strictly dominating vectors and construct a region denoted by Ω based on this notion. The Ω region is larger than $\sigma^*(G)\Lambda$ and $\Sigma^*(G)\Lambda$, which have previously been shown to be stabilizable by the LQF policy. Unlike those previously-discovered regions of stability, the Ω region includes all the extreme points of Λ and it is not convex in general.

A. Review of Set, Link and Overall σ -local Pooling

Set σ -local pooling has been studied in [18]. It has many interesting properties and is related to (overall) σ -local pooling defined in [6].

Definition 1: Given a non-empty set of nodes $S \subseteq V$, the *set σ -local pooling factor for S* , denoted by σ_S^* , is given by

$$\sigma_S^* = \sup\{\sigma \mid \sigma\mu \not\geq \nu, \text{ for all } \mu, \nu \in Co(M_S)\} \quad (3)$$

$$= \inf\{\sigma \mid \sigma\mu > \nu, \text{ for some } \mu, \nu \in Co(M_S)\}. \quad (4)$$

It has been shown that the set σ -local pooling factor is equal to the optimal value of the following problem.

$$\sigma_S^* = \min_{\sigma, \mu, \nu} \sigma, \quad \text{subject to } \sigma\mu \geq \nu, \quad \mu, \nu \in Co(M_S). \quad (5)$$

The link σ -local pooling factor is defined as follows.

Definition 2: The *local pooling factor of a link $l \in V$* , denoted by σ_l^* , is given by

$$\sigma_l^* = \sup\{\sigma \mid \sigma\mu \not\geq \nu \text{ for all } S \subseteq V \text{ such that } l \in S, \text{ and all } \mu, \nu \in Co(M_S)\} \quad (6)$$

$$= \inf\{\sigma \mid \sigma\mu > \nu \text{ for some } S \subseteq V \text{ such that } l \in S, \text{ and some } \mu, \nu \in Co(M_S)\}. \quad (7)$$

Comparing the definitions of σ_S^* and σ_l^* , we have

$$\sigma_l^* = \min_{\{S \subseteq V \mid l \in S\}} \sigma_S^*. \quad (8)$$

The overall σ -local pooling factor of the graph $G = (V, E)$ is

$$\sigma^*(G) = \min_{l \in V} \sigma_l^*.$$

Let the diagonal matrix $\Sigma^*(G)$ be defined by $\Sigma^*(G) = \text{diag}(\sigma_l^*)_{l \in V}$. It has been shown that $\sigma^*(G)\Lambda$ and $\Sigma^*(G)\Lambda$ are both regions of stability under LQF [6] [18], with the latter containing the former.

B. Strictly Dominating Vectors and Ω Region

We first discuss some intuition that leads to the construction of the Ω region. When the network is unstable, a typical situation is that the size of the longest queues has an overall trend of increase, if one ignores the short-time fluctuations. This would not have occurred if, for any subset $S \subseteq V$, the arrival rate is strictly less than the service rate at each node in S . Here, we imagine S is the set of nodes with the longest queues for an extended period of time. Then, over that period of time, the schedule on each time slot must be maximal when restricted to S and, by time sharing of such maximal schedules, the (average) service rate must be in $Co(M_S)$. The discussion motivates us to define the notion of strictly dominating vectors for a subset of the nodes.

Definition 3: Given a non-empty node set $S \subseteq V$, a vector $\lambda \in \mathbb{R}_+^{|V|}$ is a strictly dominating vector of S if $[\lambda]_S > \nu$ for **some** $\nu \in Co(M_S)$. The region composed with all the strictly dominating vectors of S is called the strictly dominating region of S and is denoted by Π_S . That is,

$$\Pi_S = \{\lambda \in \mathbb{R}_+^{|V|} \mid [\lambda]_S > \nu, \text{ for some } \nu \in Co(M_S)\}.$$

For convenience, if $S = \emptyset$, we assume $\Pi_S = \emptyset$.

We are often interested in the complement of Π_S :

$$\begin{aligned} \Pi_S^c &= \{\lambda \in \mathbb{R}_+^{|V|} \mid [\lambda]_S \not> \nu, \text{ for all } \nu \in Co(M_S)\} \\ &= \{\lambda \in \mathbb{R}_+^{|V|} \mid \text{for every } \nu \in Co(M_S), \text{ there exists } l \in S \text{ such that } \lambda(l) \leq \nu(l)\}. \end{aligned}$$

Definition 4: The Ω region is defined by

$$\Omega = \bigcap_{S \subseteq V} \Pi_S^c.$$

Remark. A vector λ is outside Ω if and only if $\lambda \in \Pi_S$ for some non-empty node set S . Also, when restricted to the components corresponding to the nodes in S , Π_S is an open set (it is a union of open sets). Hence, Ω is a closed set. It can also be helpful to think $\Omega = (\bigcup_{S \subseteq V} \Pi_S)^c$.

Lemma 2: Suppose an arrival rate vector λ satisfies $\lambda \in \Omega^o$. Then, for any non-empty subset $S \subseteq V$ and any $\nu \in Co(M_S)$, there exists $l \in S$ such that $\lambda(l) + \epsilon_o < \nu(l)$, where $\epsilon_o > 0$ is a constant independent of S , ν and l .

Proof: Since $\lambda \in \Omega^o$, we have $\lambda + \hat{\epsilon}e \in \Omega$ for some small enough $\hat{\epsilon} > 0$. Suppose the conclusion of the lemma is not true. That is, suppose for any $\epsilon > 0$, there exists a non-empty subset $S \subseteq V$ and $\nu \in Co(M_S)$ such that $\lambda(l) + \epsilon \geq \nu(l)$ for all $l \in S$. We can choose ϵ satisfying $0 < \epsilon < \hat{\epsilon}$. Then, $[\lambda + \hat{\epsilon}e]_S > [\lambda + \epsilon e]_S \geq \nu$. Hence, $\lambda + \hat{\epsilon}e \in \Pi_S$, which implies $\lambda + \hat{\epsilon}e \notin \Omega$ by Definition 4, leading to a contradiction. ■

C. Performance Guarantee of LQF in Ω Region

Theorem 3: If an arrival rate vector λ satisfies $\lambda \in \Omega^o$, then, the network is stable under the LQF policy.

The full proof requires replicating most of the arguments in [14]. In the following, we only highlight the part of the argument that needs modification.

Sketch of Proof: Consider the fluid limit of the queue processes, denoted by $\{q_l(t)\}_{t \geq 0}$ for all $l \in V$. For a fixed (and regular) time instance t , let S be the set of those longest queues whose time derivatives at t , $\dot{q}_l(t)$, are the largest under a given LQF policy instance. The queues in S will remain the longest with identical length in the next infinitesimally small time interval.

The service rate vector, when restricted to S , must belong to the set $Co(M_S)$. Roughly, this is because S contains all the queues that are the longest and remain the longest in the near future, and hence, as remarked earlier, every LQF schedule being used must be a maximal schedule when restricted to S .

Now imagine ν is the service rate vector for the nodes in S at time t . Since $\lambda \in \Omega^o$, by Lemma 2, there exists a link $l \in S$ such that $\lambda(l) + \epsilon_o < \nu(l)$ for some constant $\epsilon_o > 0$. Then, $\nu(l) - \lambda(l) > \epsilon_o$. Hence, at any time instance, each of the longest queues decreases at a positive rate no less than ϵ_o . This is sufficient to conclude that the original queueing process is a positive recurrent Markov process (see [20]), which means the queues are stable. ■

Next, we show Ω contains the previously-known regions of stability for LQF.

Lemma 4: The following holds: $\Sigma^*(G)\Lambda \subseteq \Omega$.

Proof: Consider any vector $\lambda \in \Sigma^*(G)\Lambda$. Let $S \subseteq V$ be an arbitrary non-empty node set. Let $n \in \arg \max_{k \in S} \sigma_k^*$. Since $\lambda \in \Sigma^*(G)\Lambda$, by Lemma 1 and (8), $[\lambda]_S \in \sigma_n^* \Lambda_S \subseteq \sigma_S^* \Lambda_S$. Then, there exists a vector $\mu \in \Lambda_S$ such that $[\lambda]_S \leq \sigma_S^* \mu$. According to Definition 1, $\sigma_S^* \mu \not\prec \nu$ for any $\nu \in Co(M_S)$. Hence, $[\lambda]_S \not\prec \nu$ for any $\nu \in Co(M_S)$, implying $\lambda \in \Pi_S^c$. Since S is chosen arbitrarily, $\lambda \in \bigcap_{S \subseteq V} \Pi_S^c = \Omega$ by Definition 4. ■

D. Shape of Ω Region

The previously-known regions of stability under LQF, such as $\Sigma^*(G)\Lambda$, are derived by reducing the capacity region through a linear transformation. Since the capacity region Λ is convex, each of these derived stability regions is also convex. In contrast, we will show that the shape of the Ω region is not convex in general. Furthermore, when the previously-known regions are not identical to Λ , they exclude many, if not most, of the extreme points of Λ . We will show that Ω contains all the extreme points of Λ .

Lemma 5: The set of all the independent sets of the interference graph G , i.e., the set of all the feasible schedules, has a bijection to the set of all the extreme points of Λ .

Note that we consider the empty schedule where no link is activated a trivial independent set. Lemma 5 establishes a connection between the graph topology and the geometry of Λ in a vector space. The proof can be found in the Appendix.

Lemma 6: Suppose λ is a vector corresponding to an independent set of the interference graph G . Then, $\lambda \in \Omega$.

Proof: $[\lambda]_S$ is an independent set of the node-induced subgraph G_S for any non-empty $S \subseteq V$. Then, $[\lambda]_S \not\prec \nu$ for any $\nu \in Co(M_S)$, which implies $\lambda \notin \Pi_S$. Since S is arbitrary, we must have $\lambda \in \Omega$. ■

Corollary 7: All the extreme points of the capacity region Λ belong to Ω .

Proof: This is a result of Lemma 5 and Lemma 6. ■

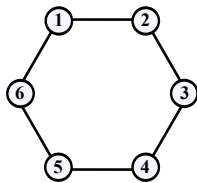


Fig. 1. The six-cycle graph, C_6 .

As an example, let G be the six cycle graph in Fig. 1. The arrival rate vector $\lambda = (1, 0, 1, 0, 1, 0)'$ corresponds to an independent set, and hence, $\lambda \in \Omega$. However, we know that $\Sigma^*(G) = \text{diag}(2/3, 2/3, 2/3, 2/3, 2/3, 2/3)$. As a result, $\lambda \notin \Sigma^*(G)\Lambda$. The example shows that Ω can be strictly larger than $\Sigma^*(G)\Lambda$. In the example, $\Omega - \Sigma^*(G)\Lambda$ contains not only the extreme points. For instance, one can check that, for $\lambda = (7/10, 1/10, 7/10, 1/10, 7/10, 1/10)'$, $\lambda \in \Omega$ but $\lambda \notin \Sigma^*(G)\Lambda$.

The next example shows that, the previously-discovered stability regions $\sigma^*(G)\Lambda$ and $\Sigma^*(G)\Lambda$ can underestimate the performance of LQF by an arbitrarily large factor in certain directions and in certain cases, whereas Ω can avoid such poor estimates.

Lemma 8: For any $k > 0$, there exists an interference graph $G = (V, E)$ and an arrival rate vector λ such that $\lambda \notin \Sigma^*(G)\Lambda$, but $k\lambda \in \Omega$.

Proof: Consider the bipartite graph in Fig. 2 with N pairs of nodes, where $N = 4$ in this particular case. It is almost a complete bipartite graph except that every corresponding pair of nodes (such as nodes 1 and 2) does not have an edge between them. It is easy to check that $\Sigma^*(G) = \text{diag}(2/N, 2/N, \dots, 2/N)$.

Therefore, the rate vector $\lambda = (2/N + \epsilon, 0, 0, \dots, 0)'$, where $\epsilon > 0$, is not in $\Sigma^*(G)\Lambda$. For any $k > 0$, we can find a large enough N and a small enough ϵ such that $k(2/N + \epsilon) \leq 1$. Then, we have $k\lambda = (k(2/N + \epsilon), 0, 0, \dots, 0)'$ in Ω . ■

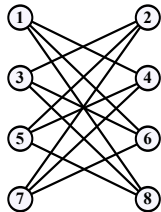


Fig. 2. A bipartite graph.

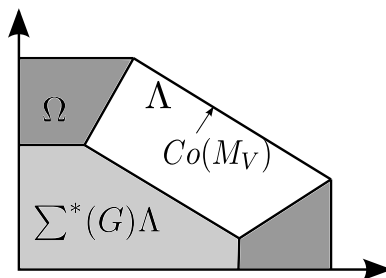


Fig. 3. The Ω region and other relevant regions. The largest convex polytope is Λ . The entire shaded region is Ω , which is not a convex set.

Though we cannot draw various regions in a high-dimensional vector space, it may still be helpful to make a highly simplified illustration with Fig. 3. The whole capacity region Λ is convex. The region $\Sigma^*(G)\Lambda$ is derived by scaling down the capacity region Λ using the diagonal matrix $\Sigma^*(G)$. This sort of scaling usually cuts off many or most extreme points of Λ . The newly defined stability region Ω is a superset of $\Sigma^*(G)\Lambda$ and Ω contains all the extreme points of Λ . The figure makes the point that Ω is not convex in general. We next show Ω is convex if and only if it is equal to Λ .

Lemma 9: The following statements are equivalent.

1. Ω is a convex.
2. G is an overall local pooling graph.
3. $\Omega = \Lambda$.

Proof: First, we prove that statement 1 implies statement 2. Suppose G is not overall local pooling. We claim that there must exist a non-empty set $S \subseteq V$ and $\mu, \nu \in Co(M_S)$ such that $\mu > \nu$. Since G

is not overall local pooling, there exists a non-empty set $S \subseteq V$ such that $\sigma_S^* < 1$, which implies that there exist $\mu, \nu \in Co(M_S)$ and $\sigma_S^* \mu \geq \nu$, according to (5). If $\nu > 0$, we have the required set S , and $\mu, \nu \in Co(M_S)$ with $\mu > \nu$. If not, let $H = \{l \in S | \nu(l) > 0\}$. Because $\nu \in Co(M_S)$ and $[\nu]_{S-H} = 0$, it is easy to show $[\nu]_H \in Co(M_H)$ ³. Because $\mu \in Co(M_S)$ and $H \subseteq S$, there must exist $\tilde{\mu} \in Co(M_H)$ such that $\tilde{\mu} \geq [\mu]_H$. Then, $\sigma_S^* \tilde{\mu} \geq \sigma_S^* [\mu]_H \geq [\nu]_H > 0$. Thus, $\tilde{\mu} > [\nu]_H$ and $\tilde{\mu}, [\nu]_H \in Co(M_H)$. By renaming H to be S , $\tilde{\mu}$ to be μ and $[\nu]_H$ to be ν , we have the required set S and $\mu, \nu \in Co(M_S)$ with $\mu > \nu$.

Let $\lambda \in \mathbb{R}_+^{|V|}$ be an extended vector from μ such that $[\lambda]_S = \mu$ and $[\lambda]_{V-S} = 0$. According to Definition 3 and 4, $\lambda \notin \Omega$. Since $\mu \in Co(M_S)$, we can write $\mu = \sum_{i=1}^{|M_S|} \alpha_i m^i$, where $\sum_i \alpha_i = 1$ and $\alpha_i \geq 0$ for all i , and m^i for $i = 1, \dots, |M_S|$ are all the maximal schedules with respect to S . For each i , let \tilde{m}^i be a $|V|$ -dimensional vector extended from m^i , such that $\tilde{m}^i(j) = m^i(j)$ when $j \in S$ and $\tilde{m}^i(j) = 0$ when $j \notin S$. Clearly, each \tilde{m}^i corresponds to an independent set of G . Hence, by Lemma 6, $\tilde{m}^i \in \Omega$ for all i . Since $\lambda = \sum_{i=1}^{|M_S|} \alpha_i \tilde{m}^i$ and $\lambda \notin \Omega$, we conclude that Ω is not convex.

Next, we show that statement 2 implies statement 3. Since G is an overall local pooling graph, $\Sigma^*(G) = I$ (the identity matrix). By Lemma 4, $\Lambda \subseteq \Omega$. Hence, $\Omega = \Lambda$.

Finally, statement 3 implies statement 1 since Λ is convex. ■

Remark. Suppose, for a given interference graph, the LQF algorithm does not achieve the full interior of the capacity region. Lemma 9 implies that Ω is not convex. Furthermore, since the closure of the full stability region of LQF (which is unknown) contains Ω , it contains all the extreme points of the capacity region Λ . Hence, the closure of the full stability region of LQF cannot be convex either, and it cannot be characterized by any linear transformation of the capacity region.

IV. STABILITY REGION Δ UNDER LQF

In this section, we develop a notion termed as uniformly dominating vectors. It leads to a stability region Δ_C , which is a superset of Ω^o . When the arrival processes are not constant, i.e., when the variances of the i.i.d. arrival processes are non-zero, we obtain a stability region Δ_R , which contains Δ_C .

³Suppose we write $M_S = (m^i)_{i=1}^{|M_S|}$, where each m^i is a maximal schedule with respect to S . We can represent ν as $\nu = \sum_{i=1}^{|M_S|} \alpha_i m^i$, where $\sum_i \alpha_i = 1$ and $\alpha_i \geq 0$ for all i . Since $[\nu]_{S-H} = 0$, we have $[m^i]_{S-H} = 0$ for each i . It is clear that $[m^i]_H$ corresponds to an independent set of G_H , the subgraph of G induced by H . Moreover, by the maximality of m^i with respect to S , if $m^i(j) = 0$ for some $j \in H$, it must be that $m^i(k) = 1$ for some $k \in H$ and j and k interfere with each other, i.e., $(j, k) \in E$. Therefore, $[m^i]_H$ must be maximal with respect to H . Hence, by $[\nu]_H = \sum_{i=1}^{|M_S|} \alpha_i [m^i]_H$, we get $[\nu]_H \in Co(M_H)$.

A. Motivating Examples

Example 1: We will first give an example to show that an arrival rate vector $\lambda \notin \Omega$ can sometime be stabilized by LQF. Hence, there is a region larger than Ω that captures the performance of LQF more precisely. The example also contains hints about how such a region can be defined.

Consider the six cycle graph G in Fig. 1. There are exactly five maximal schedules: $s^1 = (1, 0, 1, 0, 1, 0)'$, $s^2 = (0, 1, 0, 1, 0, 1)'$, $s^3 = (1, 0, 0, 1, 0, 0)'$, $s^4 = (0, 1, 0, 0, 1, 0)'$, $s^5 = (0, 0, 1, 0, 0, 1)'$. Suppose the arrival rate vector is $\lambda = (5/12 + \epsilon, 1/3 + \epsilon, 1/3 + \epsilon, 1/3 + \epsilon, 1/3 + \epsilon, 1/3 + \epsilon)'$, where $\epsilon > 0$ is some small enough constant. Let $e = (1, 1, 1, 1, 1, 1)'$, $\mu = \frac{1}{2}e$ and $\nu = \frac{1}{3}e$. Then, one can check that $\mu = \frac{1}{2}s^1 + \frac{1}{2}s^2$ and $\nu = \frac{1}{3}s^3 + \frac{1}{3}s^4 + \frac{1}{3}s^5$, which implies that $\mu, \nu \in Co(M_V)$. For $0 < \epsilon < 1/12$, $\nu < \lambda < \mu$. Hence, $\lambda \in \Lambda^o$ and $\lambda \notin \Omega$ by Definition 3 and 4.

Consider the fluid limit of the queue processes under LQF, denoted by $\{q_l(t)\}_{t \geq 0}$, for all $l \in V$. For a fixed (regular) time instance t , let S be the set of those longest queues whose time derivatives at t , $\dot{q}_l(t)$, are the largest. The queues in S will remain the longest with identical length in the next infinitesimally small time interval. Since $\lambda \in \Lambda^o$, $[\lambda]_S \in \Lambda_S^o$ by Lemma 1. If $S \neq V$, it is a fact that the node-induced subgraph G_S satisfies the local pooling condition [18]. An argument similar to that in the proof of Theorem 3 shows that the queues in S all have a negative drift.

The case of $S = V$ is more subtle. Since only the maximal schedules of G are used during the aforementioned infinitesimally small time interval, we can assume that the service rate vector is $\gamma = \sum_{i=1}^5 \alpha_i s^i$, where $\sum_{i=1}^5 \alpha_i = 1$ and $\alpha_i \geq 0$ for all i . In the fluid limit, $\dot{q}_l(t) = \lambda_l - \gamma_l$ for $l \in V$. By assumption, $\dot{q}_l(t)$ should be identical for all nodes $l \in V$. However, one can check that it is impossible to find such γ for the given λ . Therefore, the case of $S = V$ would not have occurred, and only the case of $S \neq V$ needs to be considered. Hence, G is stable under LQF for the given λ , according to the discussion for the $S \neq V$ case.

Example 2: Let $\lambda^1 = 0.7(1/2 - \epsilon, 1/2 - \epsilon, 1/2 - \epsilon, 1/2 - \epsilon, 1/2 - \epsilon, 1/2 - \epsilon)'$ and $\lambda^2 = (1/2 - \epsilon, 1/2 - 2\epsilon, 1/2 - 2\epsilon, 1/2 - 2\epsilon, 1/2 - 2\epsilon, 1/2 - 2\epsilon)'$ and $\epsilon = 10^{-3}$. Both λ^1 and λ^2 are outside Ω . Interestingly, although $\lambda^1 < \lambda^2$, λ^1 cannot be stabilized by LQF while λ^2 can. This has been verified by simulation experiments under constant arrivals. We will next develop a theory that provides a larger stability region and also can explain this counter-intuitive example.

B. Uniformly Dominating Vector and Δ_C Region

Definition 5: Given a non-empty node set $S \subseteq V$, a vector $\lambda \in \mathbb{R}_+^{|V|}$ is said to be a uniformly dominating vector of S if $[\lambda]_S = \nu + d e$ for some $\nu \in Co(M_S)$ and scalar $d \geq 0$. The region composed

with all the uniformly dominating vectors of S is called the uniformly dominating region of S and is denoted by Γ_S . That is,

$$\Gamma_S = \{\lambda \in \mathbb{R}_+^{|V|} \mid [\lambda]_S = \nu + de, \text{ for some } \nu \in Co(M_S) \text{ and some scalar } d \geq 0\}.$$

By convention, if $S = \emptyset$, we assume $\Gamma_S = \emptyset$.

Definition 6: The Δ_C region is defined by

$$\Delta_C = \bigcap_{S \subseteq V} \Gamma_S^c.$$

Remark. Note that a vector λ is outside Δ_C if and only if $\lambda \in \Gamma_S$ for some non-empty node set S .

Lemma 10: For any non-empty $S \subseteq V$, Γ_S is closed. Hence, Δ_C is open.

Proof: Let $B = \{de \mid d \geq 0\}$, where e is $|S|$ dimensional, and let $C = Co(M_S)$. It is easy to see C is compact and B is closed. From Definition 5, Γ_S is $B + C$ extended to the $|V|$ -dimensional space. It can be shown that $B + C$ is closed, and hence, Γ_S is closed. Then, $\Delta_C = \bigcap_{S \subseteq V} \Gamma_S^c$ is open (with respect to the metric space $\mathbb{R}_+^{|V|}$). ■

Lemma 11: Suppose $\lambda \in \Delta_C$ and suppose $S \subseteq V$ is a non-empty node set. If $\nu - [\lambda]_S = de$ for some $\nu \in Co(M_S)$, then $d > \epsilon_o$, for some $\epsilon_o > 0$ independent of S and ν .

Proof: Suppose $\nu - [\lambda]_S = de$ (here, e is of $|S|$ -dimension) for some $\nu \in Co(M_S)$. Since $\lambda \in \Delta_C$ and Δ_C is open, $\lambda + \epsilon_o e \in \Delta_C$ (here, e is of $|V|$ -dimension) for some small enough $\epsilon_o > 0$ independent of S and ν . Then $\nu - [\lambda + \epsilon_o e]_S = (d - \epsilon_o)e$ or $[\lambda + \epsilon_o e]_S = \nu + (\epsilon_o - d)e$. Since $\lambda + \epsilon_o e \in \Delta_C$, $\lambda + \epsilon_o e \notin \Gamma_S$. Hence, $\epsilon_o - d < 0$ or $d > \epsilon_o$. ■

The constant ϵ_o will serve as a bound for the rate of the Lyapunov drift in the performance analysis.

C. Performance Guarantee of LQF in Δ_C Region

Theorem 12: If an arrival rate vector λ satisfies $\lambda \in \Delta_C$, then, the network is stable under the LQF policy.

Sketch of Proof: Again, consider the fluid limit of the queue process and apply a similar argument as in the proof of Theorem 3. Let $S \subseteq V$ be the set of nodes whose queues are the longest at time t and will remain the longest for the next infinitesimally small time interval. Let ν_S be the service rate vector for the nodes in S at time t . Under LQF, $\nu_S \in Co(M_S)$ and $\nu_S - [\lambda]_S = \epsilon e$ for some ϵ . Since $\lambda \in \Delta_C$, by Lemma 11, we have $\epsilon > \epsilon_o$ for some $\epsilon_o > 0$ independent of S and ν . Hence, at any time instance, each of the longest queues decreases at a positive rate no less than ϵ_o . This is sufficient to conclude that the original queueing process is a positive recurrent Markov process, which means the queues are stable. ■

Lemma 13: $\Omega^o \subseteq \Delta_C$.

Proof: Suppose $\Omega^o \not\subseteq \Delta_C$. Then, there exists a vector $\lambda \in \Omega^o$ and $\lambda \notin \Delta_C$. Hence, $[\lambda]_S = \nu + de$ for some non-empty $S \subseteq V$, $\nu \in Co(M_S)$ and $d \geq 0$. Since $\lambda \in \Omega^o$, $\lambda + \epsilon e \in \Omega$ for some small enough $\epsilon > 0$. From $[\lambda + \epsilon e]_S = \nu + (d + \epsilon)e$ and $d + \epsilon > d \geq 0$, we have $[\lambda + \epsilon e]_S > \nu$. Hence, $\lambda + \epsilon e \notin \Omega$, leading to a contradiction. ■

Consider Example 2 in Section IV-A. With the linear programming tools introduced in Section V, one can check that $\lambda^2 \in \Delta_C$ but $\lambda^1 \notin \Delta_C$. This explains why λ^2 can be stabilized by LQF while λ^1 cannot, even though $\lambda^2 > \lambda^1$.

D. Rank Condition and Δ_R Region

For the same average arrival rate vector, whether the i.i.d. arrival processes have zero or non-zero variances leads to significantly different stability behavior (in the former case, the arrival processes are deterministic with constant rates). This issue has been discussed in [14] where the authors develop a queue separation result related to a rank condition about the matrices of the maximal independent sets. We next generalize the rank condition. Then, we extend Δ_C to a larger stability region Δ_R . We will show Δ_R can be stabilized under LQF when the arrival processes all have non-zero variances.

Definition 7: Let $S \subseteq V$ be a non-empty set. We call the matrix (M_S, e) the extended schedule matrix for S (or graph G_S). Let $R(M_S, e)$ denote the rank of the extended schedule matrix, i.e., the number of linearly independent columns in the matrix (M_S, e) . We say S (or graph G_S) has a high rank if $R(M_S, e) = |S|$. Otherwise, we say S (or G_S) has a low rank.

Suppose $S \subseteq V$ is the set of nodes with the longest queues at some time instance. When the arrival has non-zero variances, the queue separation result suggests (Lemma 1 and Lemma 3 of [14]): If the rank $R(M_S) \leq |S| - 2$, then, with probability 1, the queue sizes of S will not stay identical in the next infinitesimal time interval. We find that the condition $R(M_S) \leq |S| - 2$ can be relaxed to $R(M_S, e) \leq |S| - 1$, i.e., the low rank condition in Definition 7. The queue separation lemma (Lemma 1 of [14]) uses the assumption $R(M_S) \leq |S| - 2$ to obtain a vector ν such that $\nu'e = 0$ and $\nu'M_S = 0$. Such a vector ν still exists when the low rank condition in Definition 7 is satisfied. Then, every subsequent step in the proof of the queue separation lemma still holds. The low rank condition is a generalization since $R(M_S) \leq |S| - 2$ implies $R(M_S, e) \leq |S| - 1$.

Roughly speaking, when the variances are non-zero, the randomness in the arrival processes pressures the queues in S to move around in an $|S|$ -dimensional space. This means that the $|S|$ queues cannot be simultaneously the longest queues for a sustained period of time (in which case, the queue trajectory

moves along a line), unless the service can fully compensate the pressure from the arrival processes. But, full compensation is not possible in the low-rank case since the service rate vector lives in a lower-dimensional space. What will happen is that some subset of the queues in S with a high rank will dominate the rest. This is known as queue separation. The implication is that, in the case of non-zero variances, there is no need to consider the low-rank subsets of V when evaluating the performance degradation of LQF. The discussion motivates the following definition of Δ_R .

Definition 8: The Δ_R region is defined by

$$\Delta_R = \bigcap_{S \subseteq V, S \text{ with high rank}} \Gamma_S^c.$$

In words, a vector λ is outside Δ_R if and only if $\lambda \in \Gamma_S$ for some node set S that has a high rank.

By comparing the definitions of Δ_C and Δ_R , we have the following lemma.

Lemma 14: $\Delta_C \subseteq \Delta_R$.

In addition to the i.i.d and mutually independent assumptions, the following assumption on the arrival processes is needed for technical reasons (see [14] for their relevance).

A1: (The large deviation bound on the arrival processes) Let $A_l(n)$ be the cumulative arrivals at queue l (at node $l \in V$) up to time n , and let λ_l be the average arrival rate at queue l . For each $\epsilon > 0$,

$$P\left(\left|\frac{A_l(n)}{n} - \lambda_l\right| > \epsilon\right) \leq \beta \exp(-n\gamma(\epsilon)) \text{ for all } n \geq 1, \text{ for some } \gamma(\epsilon) > 0 \text{ and } \beta > 0.$$

Theorem 15: Assume the condition in A1 holds and assume the variance of the i.i.d arrival process to each node is non-zero but finite. If an arrival rate vector λ satisfies $\lambda \in \Delta_R$, then, the network is stable under the LQF policy.

Sketch of Proof: Again, consider the fluid limit of the queue process and apply a similar argument as in the proof of Theorem 3. Let $S \subseteq V$ be the set of nodes whose queues are the longest at time t and will remain the longest for the next infinitesimally small time interval. By replicating most of the arguments in the queue separation lemmas (Lemma 1 and Lemma 3 in [14]), it can be shown that S must have a high rank⁴. Otherwise, the queue sizes of the nodes in S will be separated and they cannot all remain the longest. Hence, we can apply the same argument as that in Theorem 12, but only to the high-rank node sets. ■

⁴The only change is to Lemma 3 in [14]. Instead of saying for any low-rank set, there must be a subset that satisfies local pooling, we say for any low-rank set, there must be a subset that is of high rank. This is so because a set with a single node is of high rank. The modification is needed in the proof of Lemma 3 in [14]. The statement of Lemma 3 also needs to be modified accordingly.

Some graph examples are given in Fig. 4, regarding their set σ -local pooling factors and ranks. Note that, the shaded region includes those subsets S which either satisfy $\sigma_S^* = 1$, i.e., set local pooling (SLoP), or have low rank. Those subsets need not to be considered for the performance of LQF in case of non-zero variances.

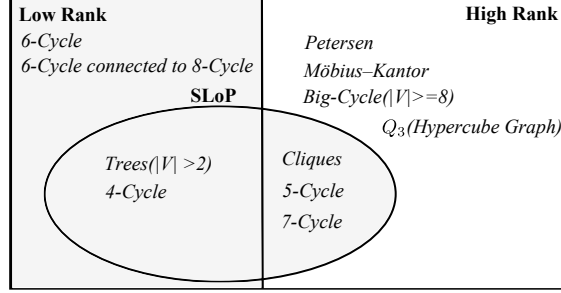


Fig. 4. Graph examples and classification by the set σ -local pooling factor and rank condition. For graphs $G_S = (S, L)$ inside the oval, $\sigma_S^* = 1$; outside the oval, $\sigma_S^* < 1$. The graph labeled ‘6-cycle connected to 8-cycle’ is shown in Fig. 6.

E. Further Properties of Regions Δ_C and Δ_R

It has been demonstrated that $\Delta_C \subseteq \Delta_R$. We now continue to study the properties of the two regions and their relationship.

Theorem 16: The closures of Δ_C and Δ_R are the same, i.e. $\overline{\Delta_C} = \overline{\Delta_R}$.

Proof: Since $\Delta_C \subseteq \Delta_R$, we have $\overline{\Delta_C} \subseteq \overline{\Delta_R}$. We will next show $\overline{\Delta_R} \subseteq \overline{\Delta_C}$. Since $\Delta_R = \Delta_C \cup (\Delta_R - \Delta_C)$ and $\overline{\Delta_R} = \overline{\Delta_C} \cup \overline{(\Delta_R - \Delta_C)}$, we only need to show $\overline{(\Delta_R - \Delta_C)} \subseteq \overline{\Delta_C}$.

Given any vector $\tilde{\lambda} \in \Delta_R - \Delta_C$, by comparing Definition 6 and 8, we have

$$\tilde{\lambda} \in \bigcap_{\substack{S \subseteq V \\ S \text{ with high rank}}} \Gamma_S^c \bigcap \left(\bigcup_{\substack{S \subseteq V \\ S \text{ with low rank}}} \Gamma_S \right).$$

By Lemma 10, Γ_S is a closed set and Γ_S^c is open. Hence, Δ_R is open. Therefore, there exists $\delta > 0$ such that $\gamma \in \Delta_R$ whenever $\gamma \geq 0$ and the distance between the two vectors $d(\tilde{\lambda}, \gamma) < \delta$.

Let $0 < \epsilon < \frac{1}{2\sqrt{|V|}}\delta$ and $\lambda = \tilde{\lambda} + \epsilon e$. Then, the distance between λ and $\tilde{\lambda}$ is $d(\lambda, \tilde{\lambda}) = |\epsilon e| < \frac{1}{2\sqrt{|V|}}\delta|\epsilon| = \frac{1}{2}\delta$. Then, $\lambda \in \Delta_R$ and $\lambda \geq \epsilon e$.

Now, let $Q(\lambda) = \{S | S \subseteq V, S \text{ with low rank}, \lambda \in \Gamma_S\}$. We will next construct a sequence of low-rank node sets, S_i , for $i = 1, 2, \dots$. Since each of them has a low rank, there exists an $|S_i|$ -dimensional vector $g^i \neq 0$ with $\|g^i\| = 1$ such that $(g^i)'e = 0$ and $(g^i)'M_{S_i} = 0$. We then extend each g^i to a

$|V|$ -dimensional vector by setting the values of the new components to be zero. With a little abuse of notation, we call this $|V|$ -dimensional vector g^i as well.

We now construct the sequence of S_i . If $Q(\lambda) \neq \emptyset$, pick any subset $S_1 \in Q(\lambda)$. Let $\lambda^1 = \lambda + 1/2\epsilon g^1$. Next, if $Q(\lambda^1) \neq \emptyset$, pick any $S_2 \in Q(\lambda^1)$ and let $\lambda^2 = \lambda^1 + 1/2^2\epsilon g^2$. In step j , if $Q(\lambda^{j-1}) \neq \emptyset$, we will pick any $S^j \in Q(\lambda^{j-1})$ and let $\lambda^j = \lambda^{j-1} + 1/2^j\epsilon g^j$. This procedure will go on until $Q(\lambda^j)$ becomes empty for some j . We can check that the i th component of λ^j is $\lambda^j(i) = (\lambda + 1/2\epsilon g^1 + 1/2^2\epsilon g^2 + \dots + 1/2^j\epsilon g^j)(i) \geq \epsilon - 1/2\epsilon - 1/2^2\epsilon - \dots - 1/2^j\epsilon \geq 0$. This ensures that λ^j is always a non-negative vector for all j .

Now, we will show that there exists an integer $K \geq 0$ such that $Q(\lambda^K)$ becomes empty for the first time (hence, the sequence of S_j ends at S_{K-1} , or contains no elements if $K = 0$). For convenience, let $\lambda^0 = \lambda$.

We will show that $S_j \notin Q(\lambda^k)$ for $k \geq j$, where $S_j \neq \emptyset$. Suppose $S_j \in Q(\lambda^k)$ for some $k \geq j$. Then, $\lambda^k \in \Gamma_{S_j}$, which implies that $[\lambda^k]_{S_j} = d^1 e + \nu^1$ for some $d^1 \geq 0$ and $\nu^1 \in Co(M_{S_j})$. From the construction procedure, we know that $S_j \in Q(\lambda^{j-1})$, which implies that $[\lambda^{j-1}]_{S_j} = d^2 e + \nu^2$ for some $d^2 \geq 0$ and $\nu^2 \in Co(M_{S_j})$. Since

$$\lambda^k = \lambda^{j-1} + 1/2^j\epsilon g^j + 1/2^{j+1}\epsilon g^{j+1} + \dots + 1/2^k\epsilon g^k,$$

we have

$$[\lambda^k]_{S_j} = d^2 e + \nu^2 + [1/2^j\epsilon g^j + 1/2^{j+1}\epsilon g^{j+1} + \dots + 1/2^k\epsilon g^k]_{S_j}.$$

Then,

$$\begin{aligned} (g^j)'[\lambda^k]_{S_j} &= (g^j)'(d^2 e + \nu^2 + [1/2^j\epsilon g^j + 1/2^{j+1}\epsilon g^{j+1} + \dots + 1/2^k\epsilon g^k]_{S_j}) \\ &= 1/2^j\epsilon \|g^j\|^2 + 1/2^{j+1}\epsilon (g^j)'[g^{j+1}]_{S_j} + \dots + 1/2^k\epsilon (g^j)'[g^k]_{S_j} \\ &\geq 1/2^j\epsilon - 1/2^{j+1}\epsilon - \dots - 1/2^k\epsilon > 0. \end{aligned}$$

However, since $[\lambda^k]_{S_j} = d^1 e + \nu^1$, we have $(g^j)'[\lambda^k]_{S_j} = (g^j)'(d^1 e + \nu^1) = 0$, leading to a contradiction. Hence, $S_j \notin Q(\lambda^k)$ for $k \geq j$.

In summary, each non-empty S_j in the constructed sequence is in $Q(\lambda^{j-1})$ but not in $Q(\lambda^k)$ for $k \geq j$. Hence, each S_j is distinct. Since there is a finite number of non-empty node sets $S \subseteq V$, there exists an integer $K \geq 0$ such that $Q(\lambda^K)$ becomes empty for the first time.

Then, $\lambda^K \notin \Gamma_S$ for any node set S with a low rank. Hence, $\lambda^K \in \bigcap_{S \subseteq V, S \text{ with low rank}} \Gamma_S^c$. The distance between λ and λ^K is $d(\lambda, \lambda^K) \leq \epsilon(1/2 + 1/2^2 + \dots + 1/2^K) < \epsilon$. Then, the distance between $\tilde{\lambda}$ and λ^K is $d(\tilde{\lambda}, \lambda^K) \leq d(\tilde{\lambda}, \lambda) + d(\lambda, \lambda^K) \leq \epsilon\sqrt{|V|} + \epsilon < \delta$. Hence, $\lambda^K \in \Delta_R$. It follows $\lambda^K \in \bigcap_{S \subseteq V} \Gamma_S^c = \Delta_C$.

Since ϵ can be chosen arbitrarily small, $\tilde{\lambda}$ is a limit point of Δ_C . Thus, $\tilde{\lambda} \in \overline{\Delta_C}$, implying $(\Delta_R - \Delta_C) \subseteq \overline{\Delta_C}$. Hence, $\overline{(\Delta_R - \Delta_C)} \subseteq \overline{\Delta_C}$. ■

The following is an intermediary lemma.

Lemma 17: If a non-empty set $S \subseteq V$ satisfies $\sigma_S^* = 1$, then $\Gamma_S \cap \Lambda^\circ = \emptyset$.

Proof: Suppose there exists a vector $\lambda \in \Gamma_S \cap \Lambda^\circ$. By Definition 5, $[\lambda]_S = \nu + de$ for some $d \geq 0$ and $\nu \in Co(M_S)$. Since $\lambda \in \Lambda^\circ$, by Lemma 1, $[\lambda]_S + \epsilon e \leq \mu$ for some $\mu \in Co(M_S)$ and a small enough $\epsilon > 0$. Hence, $\mu \geq \nu + (d + \epsilon)e \geq \nu(1 + d + \epsilon)$. Thus, $\sigma_S^* < 1$ and we arrive at a contradiction. ■

Lemma 18: If every high-rank node set $S \subseteq V$ satisfies $\sigma_S^* = 1$, then, $\overline{\Delta_C} = \overline{\Delta_R} = \Lambda$ and $\Delta_R = \Lambda^\circ$.

Proof: According to Definition 8, we have $\Delta_R = \bigcap_{S \subseteq V, S \text{ with high rank}} \Gamma_S^c$. For any high-rank node set S , since $\sigma_S^* = 1$, we have $\Gamma_S \cap \Lambda^\circ = \emptyset$ by Lemma 17, which implies $\Gamma_S^c \cap \Lambda^\circ = \Lambda^\circ$. Hence, $\Delta_R \cap \Lambda^\circ = \bigcap_{S \subseteq V, S \text{ with high rank}} \Gamma_S^c \cap \Lambda^\circ = \Lambda^\circ$. Combining this with Theorem 16, we get $\overline{\Delta_C} = \overline{\Delta_R} = \overline{\Lambda^\circ} = \Lambda$. Also, the fact that $\Delta_R \cap \Lambda^\circ = \Lambda^\circ$ implies $\Lambda^\circ \subseteq \Delta_R$. Since Δ_R is an open set in Λ and Λ° is the largest open set in Λ , it must be that $\Delta_R = \Lambda^\circ$. ■

Remark. From Lemma 18, we know that when all the subsets $S \subseteq V$ satisfy either set local pooling (i.e., $\sigma_S^* = 1$) or the rank of S is low, then $\Delta_R = \Lambda^\circ$. That is, the entire Λ° is achievable by LQF, assuming the arrival processes have non-zero variances. This is the same statement as Theorem 1 of [14]. Thus, the newly developed theory here is able to reproduce the main result of [14].

Lemma 19: $\overline{\Delta_C} = \Lambda$ if and only if $\overline{\Delta_C}$ is convex. Similarly, $\overline{\Delta_R} = \Lambda$ if and only if $\overline{\Delta_R}$ is convex.

Proof: It is obvious that $\overline{\Delta_C} = \Lambda$ implies $\overline{\Delta_C}$ is convex. We will next show the converse. Since $\Delta_C \subseteq \Lambda$ and Λ is a closed set, we have $\overline{\Delta_C} \subseteq \Lambda$. Because $\Omega^\circ \subseteq \Delta_C$, we have $\Omega \subseteq \overline{\Delta_C}$. Since Ω contains all the extreme points of Λ (Corollary 7), $\overline{\Delta_C}$ also contains all of them. Since Λ is the convex combination of all its extreme points and $\overline{\Delta_C}$ is convex, we must have $\Lambda \subseteq \overline{\Delta_C}$.

The second statement can be proved similarly. ■

V. GRAPH COLORING AND LQF SCHEDULING

The scheduling problem in this paper is deeply connected with graph coloring and its related problems. In this section, we will introduce fractional coloring, and more generally, aspects of the fractional graph theory that can provide useful tools for studying the stability regions discussed in the previous sections.

A. Fractional Coloring and Capacity Region

The chromatic number of a graph G , denoted by $\chi(G)$, is the minimum number of colors needed to paint the nodes so that the connected nodes do not share the same color. When we relax the integrality

constraints of the chromatic number problem and introduce a parameter $\lambda \in \mathbb{R}_+^{|V|}$, we obtain the following linear programming (LP) problem.

Definition 9: Given a graph $G = (V, E)$ and $\lambda \in \mathbb{R}_+^{|V|}$, the *weighted fractional coloring* problem with the weight vector λ is:

$$\chi_f(G, \lambda) \triangleq \min e' \alpha, \text{ subject to } M_V \alpha \geq \lambda, \alpha \geq 0. \quad (9)$$

The optimal value of the above problem, $\chi_f(G, \lambda)$, is called the weighted fractional chromatic number, which is known to be related to the capacity region as follows (see [21]):

$$\Lambda = \{\lambda \in \mathbb{R}_+^{|V|} \mid \chi_f(G, \lambda) \leq 1\}. \quad (10)$$

Based on (9), $\chi_f(G, \lambda)$ can be interpreted as the fastest way of serving queued data when the queue sizes are proportional to the weights λ . Based on (10), $\chi_f(G, \lambda)$ can be interpreted as the ‘traffic load’ to the network.

The relevance and usefulness of this problem to the study of wireless scheduling have been amply demonstrated in [21]. The characterization of the capacity region by (10) suggests that the fractional chromatic number can serve as an oracle for judging whether an arrival rate vector is in the capacity region or not. With this observation and with known complexity results about the fractional coloring problem, the authors of [21] have derived results about the inherent complexity of the wireless scheduling problem.

B. Weighted Fractional Matching Number and Ω Region

We next discuss the problem of finding the weighted fractional matching number of a graph [19]. This problem can help to decide whether a vector is in Ω .

Definition 10: Given a graph $G = (V, E)$ and $\lambda \in \mathbb{R}_+^{|V|}$, the *weighted fractional matching number* problem with the weight vector λ is:

$$\phi_f(G, \lambda) \triangleq \max e' \beta, \text{ subject to } M_V \beta \leq \lambda, \beta \geq 0. \quad (11)$$

The above problem is the Lagrangian dual of the weighted fractional transversal number problem, which is the hypergraph dual problem of the weighted fractional coloring problem [19]. Here, the i th component of β can be interpreted as the amount of time for which the i th maximal schedule is used. The weighted fractional matching number, $\phi_f(G, \lambda)$, can be interpreted as the slowest way of serving the queued data (in the amount λ) using only the maximal schedules, subject to the additional constraint that a schedule should not be selected if it activates a link associated with an empty queue.

Lemma 20: The Ω region satisfies the following:

$$\Omega = \{\lambda \in \mathbb{R}_+^{|V|} \mid \phi_f(G_S, [\lambda]_S) \leq 1, \forall S \subseteq V, S \neq \emptyset\}.$$

Proof: Consider any vector $\lambda \in \Omega$ and an arbitrary non-empty node set $S \subseteq V$. Suppose $\phi_f(G_S, [\lambda]_S) > 1$. Then, by Definition 10, we have $[\lambda]_S \geq k\nu$ for some $\nu \in Co(M_S)$ and $k > 1$. Let Z be the largest subset in S such that $[\nu]_Z = 0$. Note that $Z \neq S$. Then, the vector $[\nu]_{S-Z} \in Co(M_{S-Z})$ and $[\nu]_{S-Z} > 0$. Hence, $[\lambda]_{S-Z} \geq k[\nu]_{S-Z} > [\nu]_{S-Z}$, which implies that $\lambda \in \Pi_{S-Z}$. According to Definition 3 and 4, $\lambda \notin \Omega$.

Conversely, suppose a vector λ satisfies $\phi_f(G_S, [\lambda]_S) \leq 1$ for every non-empty $S \subseteq V$. Then, $[\lambda]_S \not\geq \nu$ for any $\nu \in Co(M_S)$. Otherwise, there would exist $k > 1$ such that $[\lambda]_S \geq k\nu$ for some $\nu \in Co(M_S)$, which implies that $\phi_f(G_S, [\lambda]_S) > 1$. Thus, $\lambda \in \Omega$. ■

C. Hypergraph Duality and Set σ -local Pooling

We next relate the ratio of $\chi_f(G, \lambda)$ and $\phi_f(G, \lambda)$ to the set σ -local pooling factor. First, we have the following lemma.

Lemma 21: For any $k \geq 0$, $\chi_f(G, k\lambda) = k\chi_f(G, \lambda)$ and $\phi_f(G, k\lambda) = k\phi_f(G, \lambda)$.

Proof: The case of $k = 0$ is trivial. We only focus on the case of $k > 0$. Suppose β^* is an optimal solution to the problem in (11) for finding $\phi_f(G, \lambda)$. Then, $k\beta^*$ is feasible to the problem for finding $\phi_f(G, k\lambda)$. Since $e'(k\beta^*) = ke'\beta^*$, $\phi_f(G, k\lambda) \geq k\phi_f(G, \lambda)$.

Conversely, suppose $\tilde{\beta}$ is an optimal solution to the problem for finding $\phi_f(G, k\lambda)$. Then, $\tilde{\beta}/k$ is feasible to the problem for finding $\phi_f(G, \lambda)$. Since $e'(\tilde{\beta}/k) = e'\tilde{\beta}/k$, $\phi_f(G, \lambda) \geq \phi_f(G, k\lambda)/k$. Therefore, $\phi_f(G, k\lambda) = k\phi_f(G, \lambda)$, for $k > 0$. A similar argument can be used to show $\chi_f(G, k\lambda) = k\chi_f(G, \lambda)$. ■

Theorem 22: Given a non-empty node set $S \subseteq V$, the set σ -local pooling factor of S satisfies the following⁵:

$$\sigma_S^* = \min_{\lambda \geq 0} \frac{\chi_f(G_S, \lambda)}{\phi_f(G_S, \lambda)}. \quad (12)$$

⁵We take the convention $a/0 = \infty$ for any scalar $a \geq 0$. Note that, if any component of λ is equal to zero, then $\phi_f(G_S, \lambda) = 0$. As a result, the optimal solution λ^* to (12) must satisfy $\lambda^* > 0$.

Proof: Suppose $(\sigma_S^*, \mu_S^*, \nu_S^*)$ is an optimal solution to the problem in (5). Then, we choose $\lambda = \nu_S^*$. Since $\sigma_S^* \mu_S^* \geq \nu_S^*$, we have

$$\begin{aligned}\chi_f(G_S, \lambda) &= \chi_f(G_S, \nu_S^*) \\ &\leq \chi_f(G_S, \sigma_S^* \mu_S^*) = \sigma_S^* \chi_f(G_S, \mu_S^*) \leq \sigma_S^*.\end{aligned}$$

The last inequality above uses the fact $\chi_f(G_S, \mu_S^*) \leq 1$, which follows from (10) (since $\mu_S^* \in \Lambda_S$).

Because $\nu_S^* \in Co(M_S)$, there exists a non-negative vector β such that $M_S \beta = \nu_S^*$ and $e^T \beta = 1$. Such β is feasible to (11) for finding $\phi_f(G_S, \lambda)$. Hence, $\phi_f(G_S, \lambda) \geq 1$. Therefore, $\min_{\lambda \geq 0} \chi_f(G_S, \lambda) / \phi_f(G_S, \lambda) \leq \sigma_S^*$.

Next, suppose λ^* is an optimal solution for the problem $\min_{\lambda \geq 0} \chi_f(G_S, \lambda) / \phi_f(G_S, \lambda)$. Suppose α^* and β^* are optimal solutions for the problems of finding $\chi_f(G_S, \lambda^*)$ and $\phi_f(G_S, \lambda^*)$, respectively. Then, we have $\min_{\lambda \geq 0} \chi_f(G_S, \lambda) / \phi_f(G_S, \lambda) = \sum_i \alpha_i^* / \sum_i \beta_i^*$. Now, let $\mu = M_S \alpha^* / \sum_i \alpha_i^*$ and $\nu = M_S \beta^* / \sum_i \beta_i^*$. Then, $\mu, \nu \in Co(M_S)$ and

$$\frac{\chi_f(G_S, \lambda^*)}{\phi_f(G_S, \lambda^*)} \mu = \frac{\sum_i \alpha_i^* M_S \alpha_i^*}{\sum_i \beta_i^* \sum_i \alpha_i^*} = \frac{M_S \alpha^*}{\sum_i \beta_i^*}.$$

By the feasibility of α^* and β^* to (9) and (11), respectively, $M_S \alpha^* \geq \lambda^* \geq M_S \beta^*$. Hence,

$$\frac{M_S \alpha^*}{\sum_i \beta_i^*} \geq \frac{\lambda^*}{\sum_i \beta_i^*} \geq \frac{M_S \beta^*}{\sum_i \beta_i^*} = \nu.$$

Thus, $\chi_f(G_S, \lambda^*) / \phi_f(G_S, \lambda^*)$ is feasible to the problem in (5). Therefore, $\min_{\lambda \geq 0} \chi_f(G_S, \lambda) / \phi_f(G_S, \lambda) \geq \sigma_S^*$. ■

The theorem above shows that the set σ -local pooling factor is the same as the minimum of the hypergraph duality ratios over all different weights.

D. Weighted Fractional Domination Number and Δ_C Region

Definition 11: Given a graph $G = (V, E)$ and $\lambda \in \mathbb{R}_+^{|V|}$, the *weighted fractional domination number* problem with the weight vector λ is:

$$\tau_f(G, \lambda) \triangleq \max d, \text{ subject to } de + \nu = \lambda, \nu \in Co(M_V).$$

For convenience, let $\tau_f(G, \lambda) = -\infty$ when the problem is infeasible.

By Definition 5, 6 and 11, we have the following lemma.

Lemma 23: The following relations hold:

$$\Gamma_S = \{\lambda \in \mathbb{R}_+^{|V|} \mid \tau_f(G_S, [\lambda]_S) \geq 0, \text{ for } S \subseteq V, S \neq \emptyset\},$$

$$\Delta_C = \{\lambda \in \mathbb{R}_+^{|V|} \mid \tau_f(G_S, [\lambda]_S) < 0, \forall S \subseteq V, S \neq \emptyset\}.$$

VI. EXPERIMENTAL EXAMPLES

In this section, we show some simulation results. The main purpose is to confirm some of the less intuitive theoretical results. We first show the performance of LQF on the six-cycle graph, denoted by C_6 , for arrival rate vectors in different sections of the capacity region. For C_6 , LQF can achieve the entire interior of the capacity region for arrivals satisfying assumption A1 and with non-zero variances. On the other hand, for constant arrivals, experiments have shown that some rate vectors in the interior of the capacity region are not achievable by LQF.

In the experiments with constant arrivals, we use a *load* parameter to scale the arrival rate vectors. Each experiment runs for 10^6 iterations with initial queue sizes of 10^3 . The following arrival rate vectors are used for the results in Fig. 5:

$$\begin{aligned}\lambda^1 &= \left(\frac{1}{2} - \epsilon, \frac{1}{2} - \epsilon, \frac{1}{2} - \epsilon, \frac{1}{2} - \epsilon, \frac{1}{2} - \epsilon, \frac{1}{2} - \epsilon\right)' \\ \lambda^2 &= \left(\frac{1}{2} - \epsilon, \frac{1}{2} - 2\epsilon, \frac{1}{2} - 3\epsilon, \frac{1}{2} - \epsilon, \frac{1}{2} - 2\epsilon, \frac{1}{2} - 3\epsilon\right)' \\ \lambda^3 &= \left(\frac{1}{2} - \epsilon, \frac{1}{2} - 2\epsilon, \frac{1}{2} - 2\epsilon, \frac{1}{2} - 2\epsilon, \frac{1}{2} - 2\epsilon, \frac{1}{2} - 2\epsilon\right)',\end{aligned}$$

where $\epsilon = 10^{-3}$. Note that $0.7\lambda^1 < 0.95\lambda^2 < \lambda^3$. However, judging by the queue sizes in Fig. 5, the arrival rate vectors $0.7\lambda^1$ and $0.95\lambda^2$ seem to be not stabilizable, whereas λ^3 seems to be stabilizable. The theory allows this counter-intuitive phenomenon. Readers can verify that $0.7\lambda^1, 0.95\lambda^2 \notin \Delta_C$ while $\lambda^3 \in \Delta_C$.

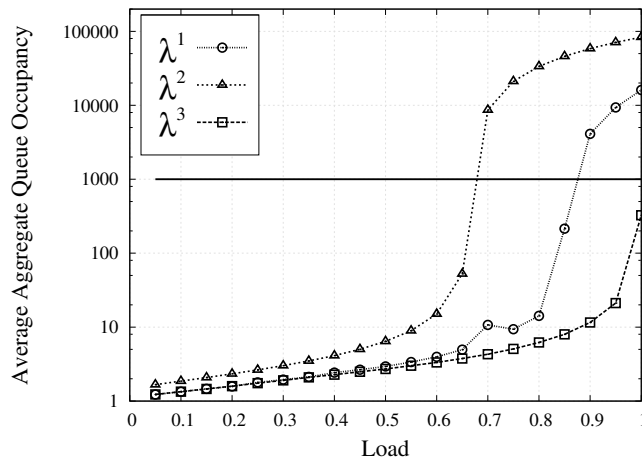


Fig. 5. Constant arrivals in C_6

In Section IV, we generalize the definitions of high or low-rank graphs. In Fig. 6, we provide an

interference graph that is not set local pooling ($\sigma_S^* < 1$) and is of high rank according to the original definition in [14]. However, in the new definition, the graph is of low rank. We ran simulations with initial queue sizes of 10^3 using the Bernoulli arrivals with an identical arrival rate of 0.499. Fig. 7 shows the evolution of the average queue size for nodes 1-8 and 9-13 over 10^6 iterations. The queues for nodes 1-8 appear to be unstable and the queues for nodes 9-13 appear to be stable. Our refinement of the rank condition rules out the possibility that the queues of all nodes are simultaneously the longest and remain longest, whereas the previous rank condition does not rule that out.

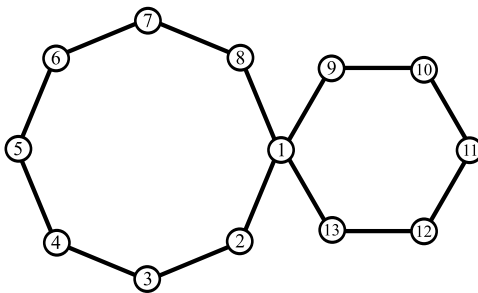


Fig. 6. An interference graph with C_6 connected to C_8 . For this graph, the ranks are $R(M_V) = R(M_V, e) = 12$.

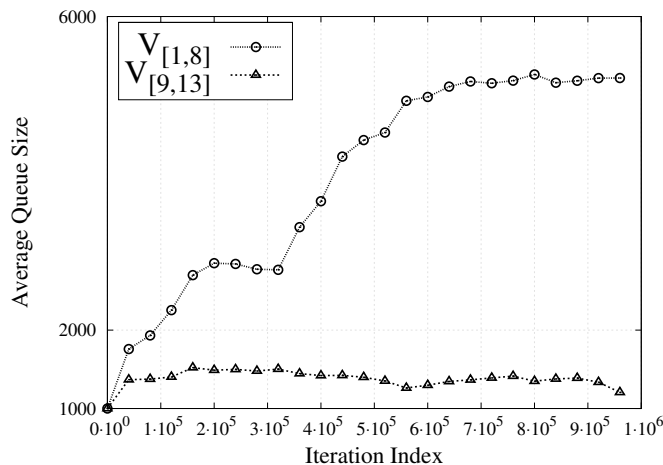


Fig. 7. Average queue sizes for nodes 1-8 on C_8 (labelled as $V_{[1,8]}$) and for the nodes 9-13 on C_6 ($V_{[9,12]}$).

VII. CONCLUSION

In this paper, we investigate the performance guarantee of the LQF scheduling policy in wireless networks. The objective is to discover new stability regions of LQF that are larger than those previously

known, and to improve our knowledge about the largest possible stability region of LQF. We show that it is necessary to go beyond the existing framework of linear reduction of the capacity region, and move to a non-linear framework.

We introduce the concepts of strictly dominating vectors and uniformly dominating vectors; the former leads to the new stability region of LQF, Ω , and the latter leads to the stability regions Δ_C and Δ_R . We show that Ω contains $\Sigma^*(G)\Lambda$, which is the stability region given in [18]. We also show $\Omega^o \subseteq \Delta_C \subseteq \Delta_R$. Hence, the new stability regions all capture the performance of LQF better. Contrary to the previously-known regions of stability, the closures of these new stability regions contain all the extreme points of the capacity region Λ , but they are not convex in general. The only case where they are convex is when they are equal to the capacity region itself, which occurs only for selected interference graphs. The general lack of convexity is not a defect of the theory. We show that, when LQF cannot achieve the full capacity region, the largest achievable region cannot be convex.

The study reveals a counter-intuitive situation where increasing the arrival rates helps LQF to stabilize the network. It turns out, in this case, the original rate vector is outside Δ_C , and after the rate increase, the new rate vector is inside Δ_C . We also generalize the rank condition studied in [14], and with this generalization, refine the stability results for non-deterministic arrivals. We can show that if a set of nodes satisfies the new low-rank condition, the queue sizes of these nodes will be separated. Based on this result, we can enlarge Δ_C to Δ_R , which is achievable by LQF under non-deterministic arrivals. Interestingly, we show that the closures of Δ_C and Δ_R are the same. Finally, we introduce several linear programming problems encountered in the fractional graph theory, which can provide tools for studying the newly developed stability regions. We show that a ratio between the weighted fractional coloring number and the weighted fractional matching number is related to the set σ -local pooling factor introduced in [18].

VIII. APPENDIX

Proof of Lemma 5: Suppose ν is an independent set of G , represented by a 0-1 vector. Clearly, $\nu \in \Lambda$. Let us write $\nu = a\nu^1 + (1-a)\nu^2$ for some $0 \leq a \leq 1$, and $\nu^1, \nu^2 \in \Lambda$. Note that $\mu \leq e$ for every $\mu \in Co(M_V)$. Thus, $0 \leq \nu^1 \leq e$ and $0 \leq \nu^2 \leq e$. For any index i , if $\nu_i = 0$, we must have $\nu_i^1 = 0$ and $\nu_i^2 = 0$. Similarly, if $\nu_i = 1$, we have $\nu_i^1 = \nu_i^2 = 1$. Therefore, $\nu = \nu^1 = \nu^2$ and ν is an extreme point of Λ .

Conversely, take any extreme point ν of Λ . Then, $\nu \leq \mu$ for some $\mu \in Co(M_V)$. For an index i , if $\nu_i > 0$, we claim that $\nu_i = \mu_i$. Otherwise, we let $t = \mu_i - \nu_i > 0$. Then, we can create $\bar{\nu}$ and $\tilde{\nu}$ such that $\bar{\nu}_j = \tilde{\nu}_j = \nu_j$ for $j \neq i$. We can find an $\epsilon > 0$ such that $\bar{\nu}_i \triangleq \nu_i - \epsilon t \geq 0$, and we let $\tilde{\nu}_i = \mu_i > 0$.

Since $0 \leq \bar{\nu} \leq \tilde{\nu} \leq \mu$, we have $\bar{\nu}, \tilde{\nu} \in \Lambda$. It is easy to see $\nu = \frac{1}{1+\epsilon}\bar{\nu} + \frac{\epsilon}{1+\epsilon}\tilde{\nu}$, which implies ν is not an extreme point. Hence, either $\nu_i = 0$ or $\nu_i = \mu_i$, for all i .

We now show that $\nu_i = 0$ or $\nu_i = \mu_i = 1$ for all i . Write μ as $\mu = \sum_{j=1}^k a_j \mu^j$, where each $\mu^j \in M_V$, each $a_j > 0$, and $\sum_{j=1}^k a_j = 1$. Let $\nu_i^j = 0$ if $\nu_i = 0$; $\nu_i^j = \mu_i^j$ otherwise, for all $0 \leq j \leq k$. Because $\mu^j \in M_V$, we have $\nu_i^j = 0$ or $\nu_i^j = 1$. It is easy to check that $\nu = \sum_{j=1}^k a_j \nu^j$. Since $\nu^j \leq \mu^j$, we have $\nu^j \in \Lambda$ for each j . Since ν is an extreme point of Λ , $\nu^1 = \nu^2 = \dots = \nu^k$. Thus, $\nu_i = 1$ or $\nu_i = 0$ for all i .

It is easy to see that any 0-1 vector in $Co(M_V)$ must be a feasible schedule, i.e., an independent set of G . Since $\mu \in Co(M_V)$, the set of nodes, S , for which $\mu_i = 1$ forms an independent set. Let S' be the set of nodes for which $\nu_i = 1$. We have $S' \subseteq S$. Therefore, ν corresponds to an independent set. ■

REFERENCES

- [1] X. Lin, N. B. Shroff, and R. Srikant, "The impact of imperfect scheduling on cross-layer rate control in wireless networks," *IEEE/ACM Transactions on Networking*, vol. 14, no. 2, pp. 302–315, April 2006.
- [2] H. Balakrishnan, C. Barrett, V. Kumar, M. Marathe, and S. Thite, "The distance-2 matching problem and its relationship to the MAC-layer capacity of ad hoc networks," *IEEE Journal on Selected Areas in Communications*, vol. 22, no. 6, pp. 1069–1079, 2004.
- [3] G. Sharma, R. R. Mazumdar, and N. B. Shroff, "On the complexity of scheduling in wireless networks," in *Proceedings of ACM MobiCom*, 2006, pp. 227–238.
- [4] L. Tassiulas and A. Ephremides, "Stability properties of constrained queueing systems and scheduling policies for maximum throughput in multihop radio networks," *IEEE Transactions on Automatic Control*, vol. 37, no. 12, pp. 1936–1948, Dec 1992.
- [5] G. Sharma, N. B. Shroff, and R. R. Mazumdar, "Maximum weighted matching with interference constraints," in *PERCOMW '06: Proceedings of the 4th annual IEEE international conference on Pervasive Computing and Communications Workshops*, 2006.
- [6] C. Joo, X. Lin, and N. B. Shroff, "Understanding the capacity region of the greedy scheduling algorithm in multi-hop wireless networks," in *Proceedings of IEEE INFOCOM*, 2008.
- [7] L. Chen, S. H. Low, M. Chiang, and J. C. Doyle, "Cross-layer congestion control, routing and scheduling design in ad hoc wireless networks," in *Proceedings of IEEE INFOCOM*, April 2006.
- [8] A. Gupta, X. Lin, and R. Srikant, "Low-complexity distributed scheduling algorithms for wireless networks," in *Proceedings of IEEE INFOCOM*, May 2007.
- [9] C. Joo and N. Shroff, "Performance of random access scheduling schemes in multi-hop wireless networks," in *Proceedings of IEEE INFOCOM*, 2007.
- [10] X. Lin and S. B. Rasool, "Constant-time distributed scheduling policies for ad hoc wireless networks," in *Proceedings of the IEEE CDC*, 2006.
- [11] E. Modiano, D. Shah, and G. Zussman, "Maximizing throughput in wireless networks via gossiping," *ACM SIGMETRICS Performance Evaluation Review*, vol. 34, no. 1, pp. 27–38, 2006.

- [12] S. Sanghavi, L. Bui, and R. Srikant, "Distributed link scheduling with constant overhead," *ACM SIGMETRICS Performance Evaluation Review*, vol. 35, no. 1, pp. 313–324, 2007.
- [13] P. Chaporkar, K. Kar, and S. Sarkar, "Throughput guarantees through maximal scheduling in wireless networks," in *Proceedings of 43d Annual Allerton Conference on Communication, Control and Computing*, 2005, pp. 28–30.
- [14] A. Dimakis and J. Walrand, "Sufficient conditions for stability of longest-queue-first scheduling: Second-order properties using fluid limits," *Advances in Applied Probability*, vol. 38, pp. 505–521, 2006.
- [15] M. Leconte, J. Ni, and R. Srikant, "Improved bounds on the throughput efficiency of greedy maximal scheduling in wireless networks," in *Proceedings of MobiHoc*, 2009.
- [16] B. Birand, M. Chudnovsky, B. Ries, P. Seymour, G. Zussman, and Y. Zwols, "Analyzing the performance of greedy maximal scheduling via local pooling and graph theory," Columbia University, Tech. Rep., July 2009. [Online]. Available: <http://www.columbia.edu/~bb2408/pdfs/AnalyzingGMS.pdf>
- [17] M. C. B. Ries and Y. Zwols, "Claw-free graphs with strongly perfect complements. fractional and integral version." Columbia University, Tech. Rep., Jan 2010. [Online]. Available: <http://www.columbia.edu/~yz2198/papers/clawfree1.pdf>
- [18] B. Li, C. Boyaci, and Y. Xia, "A refined performance characterization of longest-queue-first policy in wireless networks," in *Proceedings of MobiHoc '09*, New Orleans, LA, USA, 2009, pp. 65–74, also accepted to *IEEE/ACM Transactions on Networking*.
- [19] E. R. Scheinerman and D. H. Ullman, *Fractional Graph Theory: A Rational Approach to the Theory of Graphs*. New York, USA: John Wiley & Sons Inc., 1997.
- [20] J. G. Dai, "On positive Harris recurrence of multiclass queueing networks: A unified approach via fluid limit models," *Annals of Applied Probability*, vol. 5, pp. 49–77, 1995.
- [21] C. Boyaci, B. Li, and Y. Xia, "An investigation on the nature of wireless scheduling," in *Proceedings of IEEE INFOCOM*, March 2010.