

Staggered moment dependence on field-tuned quantum fluctuations in 2D frustrated antiferromagnets

Mohammad Siahatgar, Burkhard Schmidt, and Peter Thalmeier
Max Planck Institute for the Chemical Physics of Solids, D-01187 Dresden, Germany

We propose an efficient method to identify the degree of frustration in quasi-2D antiferromagnets described by the $J_1 - J_2$ Heisenberg model. The frustration ratio J_2/J_1 is usually obtained from analysis of susceptibility, specific heat and saturation field. We show that the non-monotonic field dependence of the staggered moment caused by the suppression of quantum fluctuations in a field depends strongly on the frustration ratio. This gives a powerful criterion to determine J_2/J_1 using a combination of exact diagonalization (ED) method for finite clusters and spin wave analysis. We apply this method to the quasi-2D compound $\text{Cu}(\text{pz})_2(\text{ClO}_4)_2$ and show that it leads to an intermediate ratio $J_2/J_1 \simeq 0.2$ for the frustration. We also explain the observed anomalous increase of transition temperature in applied fields as an effect of reduced quantum fluctuations.

PACS numbers: 75.10.Jm, 75.30.Cr, 75.30.Ds

I. INTRODUCTION

Quasi-two dimensional antiferromagnets may show a subtle interplay between quantum fluctuations and exchange frustration. This is clearly apparent in the 2D square lattice $J_1 - J_2$ model which has been found to be approximately realized in a class of layered V^{2+} ($S = \frac{1}{2}$) compounds^{1,2}. An anisotropic version of this model is also relevant for Fe pnictides³. The ground state of the model is determined by the size of the frustration angle $\phi = \tan^{-1}(J_2/J_1)$ ($-\pi \leq \phi \leq \pi$). Depending on ϕ , Néel as well as columnar antiferromagnetic (NAF/CAF) structures with wave vectors $\mathbf{Q}=(\pi, \pi)$ or $(\pi, 0)$ respectively may be realized. The size of staggered moment in these phases is reduced from the classical value 1/2 by the effect of quantum fluctuations in the ground state. It depends strongly on the frustration angle and vanishes around $\phi/\pi \simeq 0.15$ ($J_2/J_1 = 0.5$) where a nonmagnetic stacked dimer state⁴ and close to $\phi/\pi \simeq 0.85$ ($J_2/J_1 = -0.5$) where a spin nematic ground state⁵ appears. Therefore the determination of ϕ is of central importance to characterize frustrated 2D quantum magnets. Frequently it is obtained by comparing results of high temperature series expansion or finite temperature Lanczos method (FTLM) to the temperature dependence of susceptibility and magnetic specific heat^{6,7}. Analysis of the saturation fields is also employed⁸. However, in contrast to the determination of a single J for the nonfrustrated model, the former method is inaccurate and even ambiguous^{6,7} for the frustrated case. It is not able to discriminate between frustration angles ϕ and $\frac{\pi}{2} - \phi$, in particular this means if $J_2/J_1 < 0$ the cases $J_1 > 0, J_2 < 0$ and $J_1 < 0, J_2 > 0$ cannot be distinguished.

Here we propose a powerful method for the determination of the frustration ratio in 2D quantum antiferromagnets in each sector. Quantum fluctuations depend on the canting angle between the moments, it was shown in Ref.⁹ that this leads to a nonlinear uniform magnetization characteristic for the degree of frustration. An even more drastic effect may occur in the staggered moment¹⁰. The classical canting together with field suppressed quantum fluctuation lead to a non-monotonic field dependence which depends crucially on ϕ . Comparison of theoretical prediction from numerical ED

and spin wave theory with experimental results of the staggered moment field dependence $m_{\mathbf{Q}}(H)$ can precisely determine the frustration ratio in the NAF and CAF sector. As an example this method is demonstrated for the 2D Cu-pyrazine compound $\text{Cu}(\text{pz})_2(\text{ClO}_4)_2$. We show that a fit to $m_{\mathbf{Q}}(H)$ and the FTLM fit to $\chi(T)$ both give values for the frustration angle ϕ which are considerably larger than reported previously although they are still deep within the NAF region. We demonstrate that the former method gives a reliable value for ϕ in contrast to the latter. In addition the anomalous field dependence of the transition temperature $T_N(H)$ is explained within a self-consistent RPA spin wave theory as a result of frustration suppressed by the field.

II. STRUCTURE FACTOR OF THE $J_1 - J_2$ MODEL

Our analysis is based on the quasi-2D frustrated square lattice spin $S=1/2$ model including the Zeeman term:

$$\mathcal{H} = J_1 \sum_{\langle ij \rangle} \vec{S}_i \cdot \vec{S}_j + J_2 \sum_{\langle\langle ij \rangle\rangle} \vec{S}_i \cdot \vec{S}_j + J' \sum_{\langle ij \rangle_{\perp}} \vec{S}_i \cdot \vec{S}_j - g\mu_B \vec{H} \sum_i \vec{S}_i \quad (1)$$

Here $J_1 = J_c \cos \phi$ and $J_2 = J_c \sin \phi$ are the in-plane nearest and next nearest neighbor exchange constants with $J_c = (J_1^2 + J_2^2)^{\frac{1}{2}}$ giving the overall energy scale. Furthermore J' is the coupling between 2D layers with $J'/J_c \ll 1$. The latter term will only be needed for analysis of 3D AF transition temperature. The field dependent total moment is given by

$$m_{\mathbf{Q}}^2(H) = m_0^2(H) + m_{\mathbf{Q}}^2(H) \quad (2)$$

consisting of uniform and staggered moment perpendicular and parallel to the plane respectively (inset of Fig. 1). Within the numerical ED Lanczos approach they can be expressed in terms of the static structure factors by $m_0^2 = S_{zz}(0)$ and $m_{\mathbf{Q}}^2 = \frac{1}{2} [S_{xx}(\vec{Q}) + S_{yy}(\vec{Q})]$ using the definition

$$S_{\alpha\beta}(\vec{q}, H) = \frac{1}{\mathcal{N}_{\alpha\beta}} \sum_{i,j=1}^N \langle S_i^{\alpha} S_j^{\beta} \rangle e^{i\vec{q}(\vec{R}_i - \vec{R}_j)} \quad (3)$$

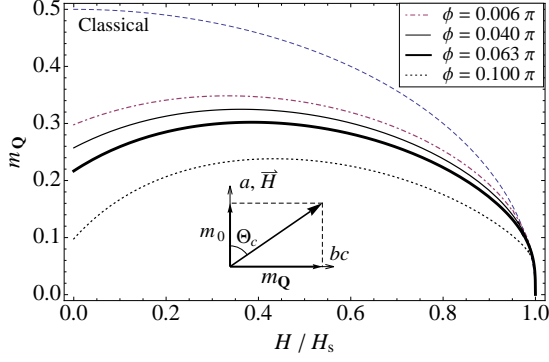


FIG. 1. Field dependence of staggered moment from spin wave theory for several frustration angles ϕ . When ϕ approaches the (classical) critical value $\phi/\pi = 0.15$ where AFM at zero field breaks down, $m_{\mathbf{Q}}(h)$ behaves strongly non-monotonic.

The expectation values should be evaluated with the corresponding ground-state at field H . The uniform and staggered moments are obtained by scaling the structure factor with the size N of the clusters. At $H = 0$, the spin (S) dependent normalization factor is $\mathcal{N}_{\alpha\beta} = N(N+1/S)$ as explained in Ref. 3. It must be modified for finite magnetic fields to $\mathcal{N}_{zz} = N^2$ and $\mathcal{N}_{xx} = \mathcal{N}_{yy} = N(N-1)$ to account for the effect of dropping non-zero on-site terms for the staggered moment in the above sum, Eq. (3), which is necessary to achieve the correct limiting values at the saturation field for arbitrary tile size N .

III. UNIFORM AND STAGGERED MOMENT FROM LINEAR SPIN WAVE THEORY AND EXACT DIAGONALIZATION

It is instructive to calculate both moments also within spin wave approximation for comparison. In the classical limit one has (in units of $g\mu_B$): $m_0 = S \cos \Theta_c$, $m_{\mathbf{Q}} = S \sin \Theta_c$ where $\cos \Theta_c = H/H_s$ is the classical canting angle of spins as counted from the field oriented $\parallel a$ or perpendicular to the quasi-2D bc plane. We use this convention to be compatible with $\text{Cu}(\text{pz})_2(\text{ClO}_4)_2$ discussed later. For the NAF case the saturation field is given by $H_s = 4J_1/(g\mu_B)$ which is independent of J_2 . In the classical picture the staggered moments of constant size $m_t(H) = S$ are simply tilted out of the plane until at H_s only the uniform moment $m_0 = S$ is left (inset of Fig. 1). For $H = 0$ quantum fluctuations reduce the size of the moment and the amount of reduction strongly depends on the frustration degree given by ϕ . However, at saturation ($H = H_s$) the total moment always has to return to the classical value $m_t = m_0 = S$ because the fully polarized (ferromagnetic) state is an eigenstate and quantum fluctuations are absent. This means that the field dependence of $m_{\mathbf{Q}}(h)$, $m_0(h)$ and likewise of $m_t(H)$ is tuned by ϕ . Here $m_0(h)$ is the *uniform* moment or magnetization which was shown in Ref. 9 to exhibit nonlinear field variation depending on the size of ϕ . Similarly the field variation of the *staggered* moment $m_{\mathbf{Q}}(h)$ should be strongly influenced by the size of frustration. We

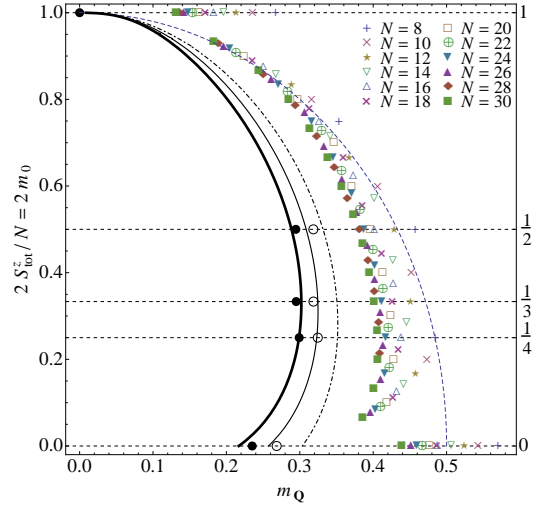


FIG. 2. Parametric representation of uniform ($m_0(h)$) and staggered ($m_{\mathbf{Q}}(h)$) moment as function of field. Here $H = 0$ at the lower right and $H = H_s$ at the upper left corner. Dashed line: classical result. Symbols: ED values for finite tiles with $N = 8 - 30$ and $\phi/\pi = 0.063$. Empty (full) circles: extrapolated values from finite size scaling for $\phi/\pi = 0.04$ ($\phi/\pi = 0.063$). Full thin (thick) line: spin wave result for intermediate frustration $\phi/\pi = 0.04$ ($\phi/\pi = 0.063$). Dash-dotted line: spin wave result for small frustration $\phi/\pi = 0.006$.

propose that this effect may be used as powerful means to determine $\phi = \tan^{-1}(J_2/J_1)$.

The Hamiltonian (1) may be diagonalized in the local coordinate system of the canted spins³ leading to spin wave energies

$$E_{\mathbf{k}}(h) = \left\{ [A_{\mathbf{k}} - B_{\mathbf{k}} \cos^2 \Theta_c]^2 - [B_{\mathbf{k}}(1 - \cos^2 \Theta_c)]^2 \right\}^{\frac{1}{2}}$$

$$A_{\mathbf{k}} = J_{\mathbf{k}} + \frac{1}{2}(J_{\mathbf{k}+\mathbf{Q}} + J_{\mathbf{k}-\mathbf{Q}}) - 2J_{\mathbf{Q}} \quad (4)$$

$$B_{\mathbf{k}} = J_{\mathbf{k}} - \frac{1}{2}(J_{\mathbf{k}+\mathbf{Q}} + J_{\mathbf{k}-\mathbf{Q}})$$

where $J_{\mathbf{k}} = 2J_1(\cos k_y + \cos k_z) + 4J_2 \cos k_y \cos k_z$ is the Fourier transform of the intra-layer exchange couplings and \mathbf{k} and \mathbf{Q} are wave vectors lying in the bc -plane. Here we set $J'/J \ll 1$ it is not important for ground state properties. Defining $h \equiv g\mu_B H$ we have $\cos \Theta_c = h/h_s$ with $h_s = 2SA_0$. The uniform and staggered moments are then given by the ground-state expectation value of the total moment projected onto the field direction and the plane perpendicular to the field, respectively, leading to

$$m_0 = \cos \Theta_c \left[S + \frac{1}{2} \frac{1}{N} \sum_{\mathbf{k}} \frac{B_{\mathbf{k}}(A_{\mathbf{k}} - B_{\mathbf{k}})}{A_0 E_{\mathbf{k}}(h)} \right], \quad (5)$$

$$m_{\mathbf{Q}} = \sin \Theta_c \left\{ S - \frac{1}{2 \sin^2 \Theta_c} \left[\frac{1}{N} \sum_{\mathbf{k}} \frac{A_{\mathbf{k}} - B_{\mathbf{k}} \cos^2 \Theta_c}{E_{\mathbf{k}}(h)} - 1 \right] - \frac{\cos^2 \Theta_c}{2 \sin^2 \Theta_c} \frac{1}{N} \sum_{\mathbf{k}} \frac{B_{\mathbf{k}}(A_{\mathbf{k}} - B_{\mathbf{k}})}{A_0 E_{\mathbf{k}}(h)} \right\} \quad (6)$$

up to $\mathcal{O}(1/S)$. The calculated staggered moment for various

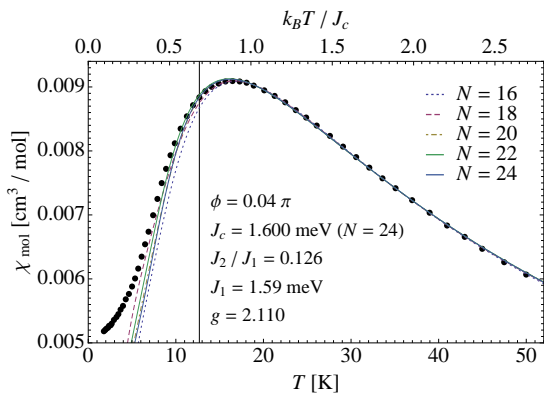


FIG. 3. Uniform magnetic susceptibility from FTLM for various tile sizes. Fitting to experimental values (dots) for $\text{Cu}(\text{pz})_2(\text{ClO}_4)_2$ starts above the vertical line and below the maximum. Optimal fit parameters J_1, J_2 are indicated. The g -value is obtained from $g\mu_B H_s = 4J_1$.

frustration angles ϕ is shown in Fig. 1. It is obvious from this figure that the field dependence of the staggered moment $m_{\mathbf{Q}}(h)$ is strongly influenced by the frustration angle. In contrast to the classical case it exhibits non-monotonic behavior. This appears because firstly the size of the total moment increases with field due to suppression of quantum fluctuation and secondly the moments are canted out of the bc plane, which reduces the staggered projection. For larger ϕ one approaches the region of the nonmagnetic phase ($\phi/\pi \simeq 0.15$) where spin wave theory eventually breaks down ($m_{\mathbf{Q}}(0) \rightarrow 0$).

We have checked the results of spin wave theory with an unbiased numerical ED approach for finite size clusters. The uniform and staggered moment are obtained from the scaling analysis of the calculated structure factor performed in analogy to the zero-field case³. The results are shown in Fig. 2 in a parametric representation where $m_0(h)$ is plotted versus $m_{\mathbf{Q}}(h)$. The field is the parameter in the plot starting at $H=0$ in the lower right corner (zero field staggered moment) up to $H = H_s$ in the upper left corner (saturated uniform moment). The classical reference curve is shown by the dashed line. The (unscaled) moment values for various sized 2D $J_1 - J_2$ tiles with intermediate frustration angle $\phi/\pi = 0.063$ are presented as symbols. The finite size scaling extrapolation to the thermodynamic limit has to be performed for constant magnetization given by the horizontal dashed lines. The result is shown in open and full circles. They agree with the predictions of spin wave calculations (full lines) for $\phi/\pi = 0.04$ and 0.063 . For comparison the spin wave result for the nonfrustrated ($\phi = 0$) NAF (dotted line) is also shown. It is suggestive from Figs. 1 and 2 that a careful determination of the ordered moment field dependence may determine the degree of frustration in a quasi-2D antiferromagnet given by ϕ or J_2/J_1 .

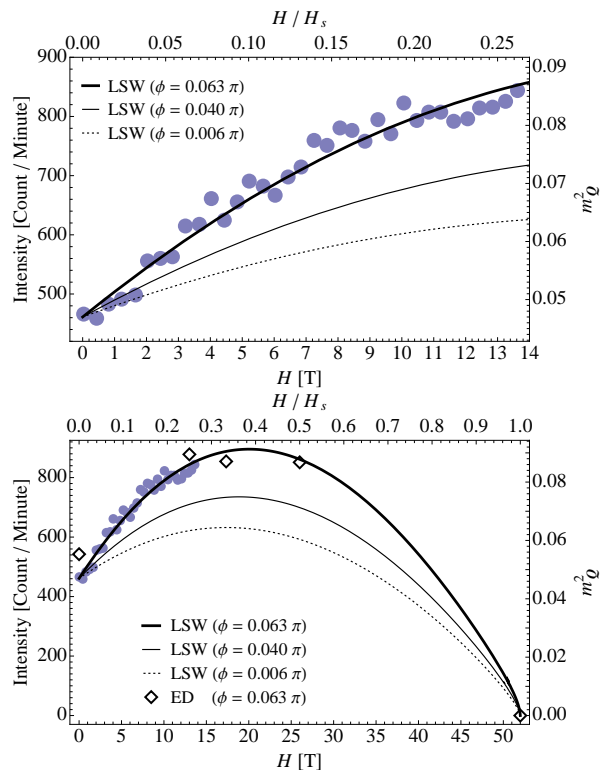


FIG. 4. Field dependence of staggered moment squared (\sim scattering intensity) in $\text{Cu}(\text{pz})_2(\text{ClO}_4)_2$ (full circles) (from Ref.¹¹). Fat, thin and dotted lines: Results from linear spin wave theory (LSW) for $\phi/\pi = 0.063, 0.04, 0.006$ respectively ($J_2/J_1 = 0.2, 0.126, 0.02$). Diamonds: ED results for $\phi/\pi = 0.063$. Top: Scaled up to the available experimental values. Bottom: Scaled up to the saturation field.

IV. APPLICATION TO QUASI-2D $\text{Cu}(\text{pz})_2(\text{ClO}_4)_2$

To demonstrate the strength of this method we apply it to the quasi-2D antiferromagnet $\text{Cu}(\text{pz})_2(\text{ClO}_4)_2$. In previous work^{11,12} the spin wave excitations, field dependent moment and ordering temperature $T_N(H)$ of this compound were determined. Based on these results and on earlier thermodynamic studies^{13,14} it was proposed that Cu pyrazine is close to a pure NAF with a frustration ratio $J_2/J_1 = 0.02$ or $\phi/\pi \approx 0.006$. The field dependence of staggered moment however was not analyzed in this respect. This will be performed in the present work to illustrate this powerful method for obtaining J_2/J_1 . We also compare to the results of the analysis of $\chi(T)$ using our FTLM data. The previous work^{13,14} based on series expansion assumed from the outset that $J_2=0$ ($\phi = 0$). We perform an unbiased analysis with possibly non-zero J_2 by fitting the FTLM data with variable ϕ and J_c to the experimental data. In order to reduce the influence of finite size effects only data points from slightly below the maximum in $\chi(T)$ up to the highest temperature are included. The result for the best FTLM fit from various cluster sizes is shown in Fig. 2 and J_1, J_2 are given in the caption. They lead to a best fit with $J_2/J_1 = 0.12$ or $\phi/\pi = 0.04$. From the value of J_1 and the measured saturation field $H_s = 52$ T we get a gyromagnetic

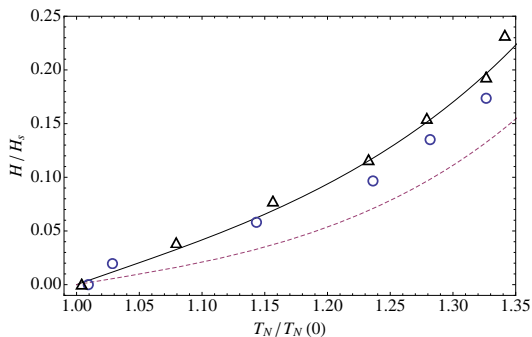


FIG. 5. Field dependence of transition temperature from RPA spin wave theory. Symbols: experimental values¹¹. Full line: Calculated from Eq. (7) with $\phi/\pi = 0.063, J'/J_1 = 6 \cdot 10^{-3}$. Dashed line: $\phi/\pi = 0.006, J'/J_1 = 6.8 \cdot 10^{-4}$.

ratio $g = 2.11$. For $\phi/\pi > 0.04$, the agreement around the maximum of $\chi(T)$ becomes worse.

However, the fit to $\chi(T)$ does not necessarily yield an accurate and unique solution, since it depends on $\Theta_{CW} = J_1 + J_2$, but only weakly on the individual exchange constants^{6,7}, and the complementary values ϕ and $\phi' = \frac{\pi}{2} - \phi$ having identical Θ_{CW} corresponding to Néel and columnar AF order cannot be distinguished from an analysis of $\chi(T)$. It is therefore important to check this value of ϕ by using the field dependence of the ordered moment. The square of the latter is proportional to the scattering intensity. We calculated $m_{\mathbf{Q}}(h)$ from the spin wave theory in Eqs. (4) and (6) using three different values of ϕ/π . The results are shown in Fig. 4. The staggered moment squared ($m_{\mathbf{Q}}^2 \sim$ intensity) increases by about a factor of two in the measured regime up to $H/H_s \simeq 0.25$. Using spin wave calculation (which is accurate for $\phi/\pi \leq 0.1$) supplemented by ED (see also Fig. 2) the value $\phi/\pi = 0.063$ ($J_2/J_1 = 0.2$) (full line) gives perfect agreement with experimental moments. This is somewhat larger than the value from the FTLM fit to $\chi(T)$. The experimental data in Fig. 4 are determined with 7 – 8% relative accuracy¹¹.

For comparison we also show the moment for $\phi/\pi = 0.04$ (thin line) and the nearly nonfrustrated NAF with $J_2/J_1 = 0.02$ or $\phi/\pi = 0.006$ (dotted line). In the latter model the predicted field induced staggered moment increase is much too small. To get a more pronounced moment increase with field one has to increase the frustration ϕ , as is evident from Fig. 1, and for $\phi/\pi = 0.063$ the experimentally observed increase is obtained in Fig. 4. The discrepancy to the FTLM value of ϕ may possibly be caused by the background subtraction process¹¹ which gives an uncertainty to the the absolute size of moment increase.

Quantum fluctuations not only lead to the distinct field dependence of the ground state staggered moment but are also responsible for the observed anomalous increase of the Néel temperature with field strength¹¹. The Néel order at finite T_N is an effect of the finite interlayer coupling J' . Because of the quasi-long range order of 2D HAF with exponentially increasing correlation length a small interlayer coupling $J'/J \ll 1$ leads to sizable T_N on the scale of the intra-layer exchange

strength¹⁵. $T_N(0)$ for the nonfrustrated model ($\phi = 0$) may be obtained from an empirical formula based on MC simulations, however, this is not available for $\phi \neq 0$ and for finite fields. Therefore we use a self-consistent RPA theory based on quasi-2D spin waves where $T_N(h)$ is determined by the condition of vanishing staggered moment. We obtain

$$T_N(h) = \left[\frac{4}{N} \sum_{\mathbf{k}} \left(\frac{A_{\mathbf{k}} - B_{\mathbf{k}} \cos^2 \Theta_c}{E_{\mathbf{k}}^2(h)} \right) \right]^{-1} \quad (7)$$

Now the interlayer coupling along a-direction is included according to $J_{\mathbf{k}} = 2J_1(\cos k_y + \cos k_z) + 4J_2 \cos k_y \cos k_z + 2J' \cos k_x$ and \mathbf{k} as well as the ordering vector \mathbf{Q} in $A_{\mathbf{k}}, B_{\mathbf{k}}$ of Eq. (4) have now all three components. The integral in Eq. (7) is therefore finite leading to a nonzero $T_N(h)$. Eq. (7) reduces to the expression in Ref. 16 for $h = 0$. The RPA theory predicts the right dependence of $T_N(0)$ on J'/J_1 but the absolute values are larger than from those of empirical formulas fitting the MC simulations¹⁵. Therefore in Fig. 5 we have plotted the normalized field dependent transition temperature $T_N(h)/T_N(0)$. It is shown for two sets of values (ϕ, J'). The increase in $T_N(h)$ is driven by the reduction of quantum fluctuations since in a field the average spin wave energy is increasing. The ϕ, J' values for the dashed curve reproduce the experimental $T_N(0) = 4.2$ K but fail for the field dependence. The values derived here (corresponding to full line) lead to excellent agreement with experimental $T_N(h)/T_N(0)$ but $T_N(0)$ is about twice the experimental value. We think that the functional dependence $T_N(H)$ is more significant for J'/J_1 than the single value of $T_N(0)$.

V. CONCLUSION

We have presented the analysis of field dependence of ordered moment in frustrated quasi-2D antiferromagnets using exact diagonalization for finite clusters and compared with spin wave theory. The staggered moment exhibits pronounced nonmonotonic behavior as function of field which depends on the degree of frustration given by $\phi = \tan^{-1}(J_2/J_1)$. This provides a powerful means to extract the frustration ratio which is more accurate and less ambiguous than using temperature dependence thermodynamic quantities. We have applied this method to $\text{Cu}(\text{pz})_2(\text{ClO}_4)_2$ and conclude, primarily from the ordered moment field dependence, that it is a quasi-2D antiferromagnet with intermediate frustration. This method may be used more generally for frustrated antiferromagnets. In particular it should also be applicable when the field dependent ordered moment is extracted from analysis of NMR splittings rather than from neutron diffraction data. Since it requires the existence of an ordered moment it will, however, not be useful for compounds corresponding to the disordered regimes of the $J_1 - J_2$ phase diagrams, if they should indeed exist.

ACKNOWLEDGEMENTS

The authors would like to acknowledge helpful discussion with N. Shannon.

-
- ¹ R. Melzi, P. Carretta, A. Lascialfari, M. Mambrini, M. Troyer, P. Millet, and F. Mila, *Phys. Rev. Lett.*, **85**, 1318 (2000).
 - ² N. S. Kini, E. E. Kaul, and C. Geibel, *J. Phys.: Cond. Mat.*, **18**, 1303 (2006).
 - ³ B. Schmidt, M. Siahatgar, and P. Thalmeier, *Phys. Rev. B*, **81**, 165101 (2010).
 - ⁴ R. R. P. Singh, W. Zheng, C. J. Hamer, and J. Oitmaa, *Phys. Rev. B*, **60**, 7278 (1999).
 - ⁵ N. Shannon, T. Momoi, and P. Sindzingre, *Phys. Rev. Lett.*, **96**, 027213 (2006).
 - ⁶ G. Misguich, B. Bernu, and L. Pierre, *Phys. Rev. B*, **68**, 113409 (2003).
 - ⁷ N. Shannon, B. Schmidt, K. Penc, and P. Thalmeier, *Eur. Phys. J. B*, **38**, 599 (2004).
 - ⁸ A. A. Tsirlin, B. Schmidt, Y. Skourski, R. Nath, C. Geibel, and H. Rosner, *Phys. Rev. B*, **80**, 132407 (2009).
 - ⁹ P. Thalmeier, M. E. Zhitomirsky, B. Schmidt, and N. Shannon, *Phys. Rev. B*, **77**, 104441 (2008).
 - ¹⁰ A. Lüscher and A. M. Läuchli, *Phys. Rev. B*, **79**, 195102 (2009).
 - ¹¹ N. Tsyrlin, F. Xiao, A. Schneidewind, P. Link, H. M. Rønnow, J. Gavilano, C. P. Landee, M. M. Turnbull, and M. Kenzelmann, *Phys. Rev. B*, **81**, 134409 (2010).
 - ¹² N. Tsyrlin, T. Pardini, R. R. P. Singh, F. Xiao, P. Link, A. Schneidewind, A. Hiess, C. P. Landee, M. M. Turnbull, and M. Kenzelmann, *Phys. Rev. Lett.*, **102**, 197201 (2009).
 - ¹³ T. Lancaster, S. J. Blundell, M. L. Brooks, P. J. Baker, F. L. Pratt, J. L. Manson, M. M. Conner, F. Xiao, C. P. Landee, F. A. Chaves, S. Soriano, M. A. Novak, T. P. Papageorgiou, A. D. Bianchi, T. Herrmannsdörfer, J. Wosnitza, and J. A. Schlueter, *Phys. Rev. B*, **75**, 094421 (2007).
 - ¹⁴ F. Xiao, F. M. Woodward, C. P. Landee, M. M. Turnbull, C. Mielke, N. Harrison, T. Lancaster, S. J. Blundell, P. J. Baker, P. Babkevich, and F. L. Pratt, *Phys. Rev. B*, **79**, 134412 (2009).
 - ¹⁵ C. Yasuda, S. Todo, K. Hukushima, F. Alet, M. Keller, M. Troyer, and H. Takayama, *Phys. Rev. Lett.*, **94**, 217201 (2005).
 - ¹⁶ N. Majlis, S. Selzer, and G. C. Strinati, *Phys. Rev. B*, **45**, 7872 (1992).