

Maximizing Boosted Top Identification by Minimizing N -subjettiness

Jesse Thaler and Ken Van Tilburg

Center for Theoretical Physics, Massachusetts Institute of Technology, Cambridge, MA 02139, USA

E-mail: jthaler@jthaler.net, kvt@mit.edu

ABSTRACT: N -subjettiness is a jet shape designed to identify boosted hadronic objects such as top quarks. Given N subjet axes within a jet, N -subjettiness sums the angular distances of jet constituents to their nearest subjet axis. Here, we generalize and improve on N -subjettiness by minimizing over all possible subjet directions, using a new variant of the k -means clustering algorithm. On boosted top benchmark samples from the BOOST2010 workshop, we demonstrate that a simple cut on the 3-subjettiness to 2-subjettiness ratio yields 20% (50%) tagging efficiency for a 0.23% (4.1%) fake rate, making N -subjettiness a highly effective boosted top tagger. N -subjettiness can be modified by adjusting an angular weighting exponent, and we find that the jet broadening measure is preferred for boosted top searches. We also explore multivariate techniques, and show that additional improvements are possible using a modified Fisher discriminant. Finally, we briefly mention how our minimization procedure can be extended to the entire event, allowing the event shape N -jettiness to act as a fixed N cone jet algorithm.

KEYWORDS: Jets, Beyond Standard Model, Hadronic Colliders

Contents

1	Introduction	1
2	Generalizing N-subjettiness	3
3	Minimization Procedure	6
3.1	Minimization Algorithm	6
3.2	Infrared Safety and Seed Choices	10
3.3	Uniqueness of 1-subjettiness Minima	11
4	Top Tagging Performance	12
4.1	Analysis Overview	12
4.2	N-subjettiness Performance	14
4.3	Multivariate Methods	18
5	N-jettiness as a Jet Algorithm	23
5.1	Previous Literature	23
5.2	Extension to N-jettiness	23
5.3	Discussion	25
6	Conclusions	27

1 Introduction

With over one inverse femtobarn delivered by the Large Hadron Collider (LHC), the ATLAS and CMS experiments are truly exploring the high energy frontier of particle physics. Jets are an important probe for physics beyond the standard model, and both experiments have demonstrated a high level of sophistication in their study of jets. Using modern infrared- and collinear-safe jets algorithms [1, 2], the LHC experiments are searching for new physics in monojet production [3, 4], high-mass dijet resonances [5, 6], as well as multijet final states [7, 8], and these searches have an impressive reach for new phenomena.

In addition, both experiments have started to use boosted hadronic objects as a probe of new physics in data [9–11] (see also Ref. [12, 13] for Tevatron measurements). When hadronically decaying resonances—such as top quarks, Higgs bosons, or W/Z bosons—are produced with a large enough Lorentz boost factor, they form a “fat jet” where the decay products are highly collimated. Jet mass is the most basic observable for distinguishing a boosted object from an ordinary quark- or gluon-initiated jet, but there has also been an explosion of interest in using jet substructure techniques to further distinguish, say, “top

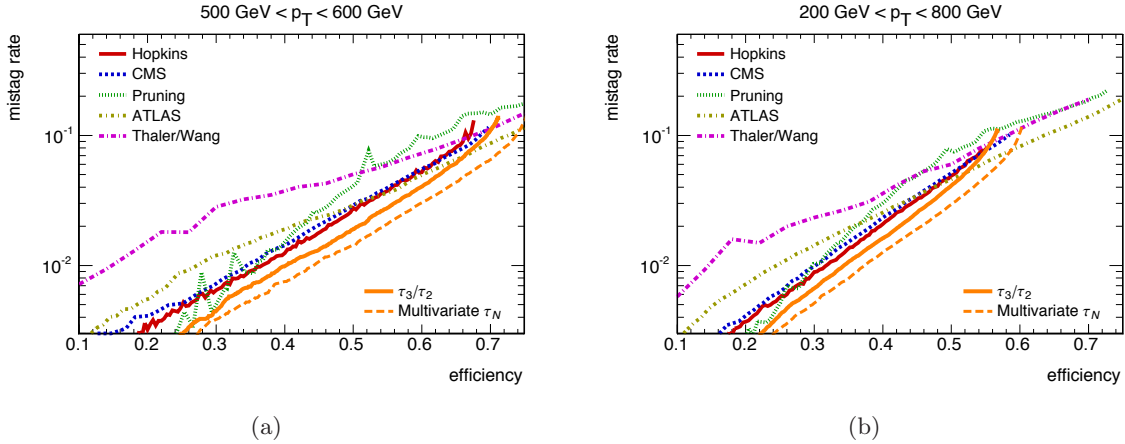


Figure 1. Comparison of N -subjettiness to other boosted top taggers using benchmark samples from the BOOST2010 report [14]. These efficiency/mistag curves are taken from Ref. [14] and then overlaid with our results from Fig. 9 (for a one-dimensional τ_3/τ_2 cut) and Fig. 12 (for a multivariate τ_N method). Details about these curves are given in Sec. 4, and we will use a different range for the vertical axis in subsequent figures to highlight the small mistag rate region. Except for the very high efficiency region, N -subjettiness outperforms previous top tagging methods.

jets” from “QCD jets”. The experimental and theoretical progress in jet substructure has been summarized in a report following the BOOST2010 workshop [14], where the various tagging methods were roughly grouped as follows: algorithmic procedures to directly identify subjets within a fat jet [15–21]; jet shape techniques to measure the energy flow in a jet [22–25]; and grooming methods to improve jet mass resolution by reducing jet contamination [26–30]. There has also been work on template and matrix element methods [31, 32].

Recently, we introduced a new method to tag boosted hadronic objects using a jet shape called N -subjettiness [33]. Denoted by τ_N and adapted from the event shape N -jettiness [34], N -subjettiness measures the degree to which radiation within a jet is aligned along N candidate subjet axes. As a jet shape, N -subjettiness is interesting in its own right, since it is a calculable property of jets that generalizes the notion of jet angularities [22, 35, 36]. As a boosted object tagger, N -subjettiness exhibits a number of advantages, combining the flexibility of jet shape techniques with the tagging performance of algorithmic procedures. As a proof of concept, we found in Ref. [33] that a simple one-dimensional cut on the ratio τ_3/τ_2 is particularly effective for identifying boosted hadronic tops. An alternative version of N -subjettiness defined in the jet rest frame was introduced by Kim in Ref. [37] and applied to boosted Higgs searches. Recently, N -subjettiness has been applied to boosted ditau resonances [38] and technipions [39].

In this paper, we will show how the tagging performance of N -subjettiness can be improved through minimization, focusing on the case of boosted tops. As originally defined in Ref. [33], N -subjettiness required an external algorithm to determine the N candidate subjet axes within a jet, as it relied on axes from the exclusive k_T clustering algorithm [40, 41] to

calculate τ_N . Here, we will show how to find the subset axes which *minimize* τ_N , using a variant of the so-called k -means clustering algorithm [42]. This is analogous to how the event shape thrust [43] is defined, since thrust can be measured with respect to any axis, but what we call “thrust” is determined by the axis that minimizes thrust.

Using the minimum τ_N , we will demonstrate the excellent tagging performance of N -subjettiness using the boosted top benchmark samples prepared for the BOOST2010 report [14]. Analogous to jet angularities, N -subjettiness can incorporate different angular weighting exponents, and we will find that the best tagging performance is achieved for the “jet broadening” measure [44]. Different minimization procedures are needed for different angular weighting exponents, and we will see that k -means clustering minimizes the thrust measure, while a new algorithm is introduced for more general angular measures such as the jet broadening measure.¹ The tagging performance of N -subjettiness is summarized in Fig. 1, which demonstrates the excellent performance of both a one-dimensional cut on τ_3/τ_2 as well as a modified Fisher discriminant based on N -subjettiness and jet mass information. While we focus on boosted 3-prong tops in this paper, we expect the same minimization technique to improve τ_2/τ_1 for boosted 2-prong identification as well (i.e. W/Z or Higgs bosons).

Finally, turning to the event as a whole, we will show that the same τ_N minimization procedure can be applied to the event shape N -jettiness [34], allowing N -jettiness to act like a fixed N cone jet algorithm. We will briefly comment on how such a procedure might be useful for boosted object searches.

The remainder of this paper is organized as follows. In Sec. 2, we review the definition of N -subjettiness and describe two generalizations. We then introduce the procedure to minimize N -subjettiness in Sec. 3.² We study the top tagging performance of N -subjettiness in Sec. 4, using the BOOST2010 benchmark samples. We briefly describe how our minimization procedure can be extended to convert N -jettiness into a jet algorithm in Sec. 5, and conclude in Sec. 6.

2 Generalizing N -subjettiness

Boosted hadronic tops have a radiation pattern that is distinctly different from gluon- or quark-initiated jets, owing to the 3-prong nature of the top decay. N -subjettiness exploits this difference in expected energy flow by “counting” the number of hard lobes of energy within a jet. Here, we will generalize the original definition of N -subjettiness from Ref. [33] in two ways, first by including an angular weighting exponent and second by minimizing N -subjettiness over all possible candidate subset axes.

Consider a fat jet reconstructed using some jet algorithm. N -subjettiness is defined with respect to N candidate subset axes, that is, N light-like directions \hat{n}_J within a jet that are chosen to align with the dominant radiation directions. We will use a tilde to indicate

¹After we developed our algorithm, we learned of Ref. [45] on $R1$ - k -means clustering, which implements a similar procedure for the jet broadening measure alone.

²The minimization algorithm is available at <http://www.jthaler.net/jets/> as a plugin to FastJet [46, 47].

N -subjettiness measured with respect to generic subjet axes:

$$\tilde{\tau}_N^{(\beta)} = \frac{1}{d_0} \sum_i p_{T,i} \min \left\{ (\Delta R_{1,i})^\beta, (\Delta R_{2,i})^\beta, \dots, (\Delta R_{N,i})^\beta \right\}. \quad (2.1)$$

Here, i runs over the constituent particles in a given jet, $p_{T,i}$ are their transverse momenta, and $\Delta R_{J,i} = \sqrt{(\Delta y_{J,i})^2 + (\Delta \phi_{J,i})^2}$ is the distance in the rapidity-azimuth plane between a candidate subjet J and a constituent particle i . Compared to Ref. [33], we have included an angular weighting exponent β , and we will often drop the (β) superscript for notational simplicity. The normalization factor d_0 is taken as

$$d_0 = \sum_i p_{T,i} (R_0)^\beta, \quad (2.2)$$

where R_0 is the characteristic jet radius used in the original jet clustering algorithm.

The choice of subjet axes is crucial for defining N -subjettiness, since Eq. (2.1) partitions the jet constituents into N so-called Voronoi regions centered on the subjet axes. In Ref. [33], the exclusive k_T algorithm [40, 41] was used to find the directions \hat{n}_J . Here, we will focus on the axes which minimize $\tilde{\tau}_N$, removing the tilde:

$$\tau_N^{(\beta)} = \min_{\hat{n}_1, \hat{n}_2, \dots, \hat{n}_N} \tilde{\tau}_N^{(\beta)}. \quad (2.3)$$

In particular, $\tilde{\tau}_N$ is a function of the N light-like subjet axes \hat{n}_J , and τ_N is the value of this function at its (global) minimum. This minimization over candidate subjet directions is not a trivial step and may at first seem computationally daunting, but in Sec. 3.1 we present an efficient algorithm to perform this task. Once the minimum is found, then the normalization factor in Eq. (2.2) ensures that $0 \leq \tau_N \leq 1$.

The angular weighting exponent β is analogous to the parameter a in angularities [35], with the correspondence $a \equiv 2 - \beta$. Collinear safety requires $\beta \geq 0$. In Ref. [33], we found that $\beta = 1$ (corresponding to the jet broadening measure [44]) was particularly effective for boosted object identification, and this finding will be confirmed in Sec. 4. Interestingly, the choice $\beta = 1$ is also preferred for discriminating light-quark jets from gluon jets [48]. As we will see in Sec. 3.1, $\beta = 2$ (corresponding to the thrust measure [43]) is a special value from a minimization point of view. In addition, when we discuss jet finding in Sec. 5, $\beta = 2$ will correspond most closely to iterative cone algorithms.

In Fig. 2, we demonstrate how N -subjettiness works on a boosted top jet compared to a QCD jet with mass near m_{top} . Shown are the subjet axes and Voronoi regions determined by the minimum τ_N with $\beta = 1$ and $\beta = 2$, as well as $\tilde{\tau}_N$ using subjets from the exclusive k_T algorithm. Note that the partitioning depends crucially on the choice of subjet axes. Also, unlike recursive clustering procedures like the k_T [40, 41] or Cambridge-Aachen [49, 50] methods, the regions determined by minimizing $\tilde{\tau}_N$ are not directly correlated with the regions

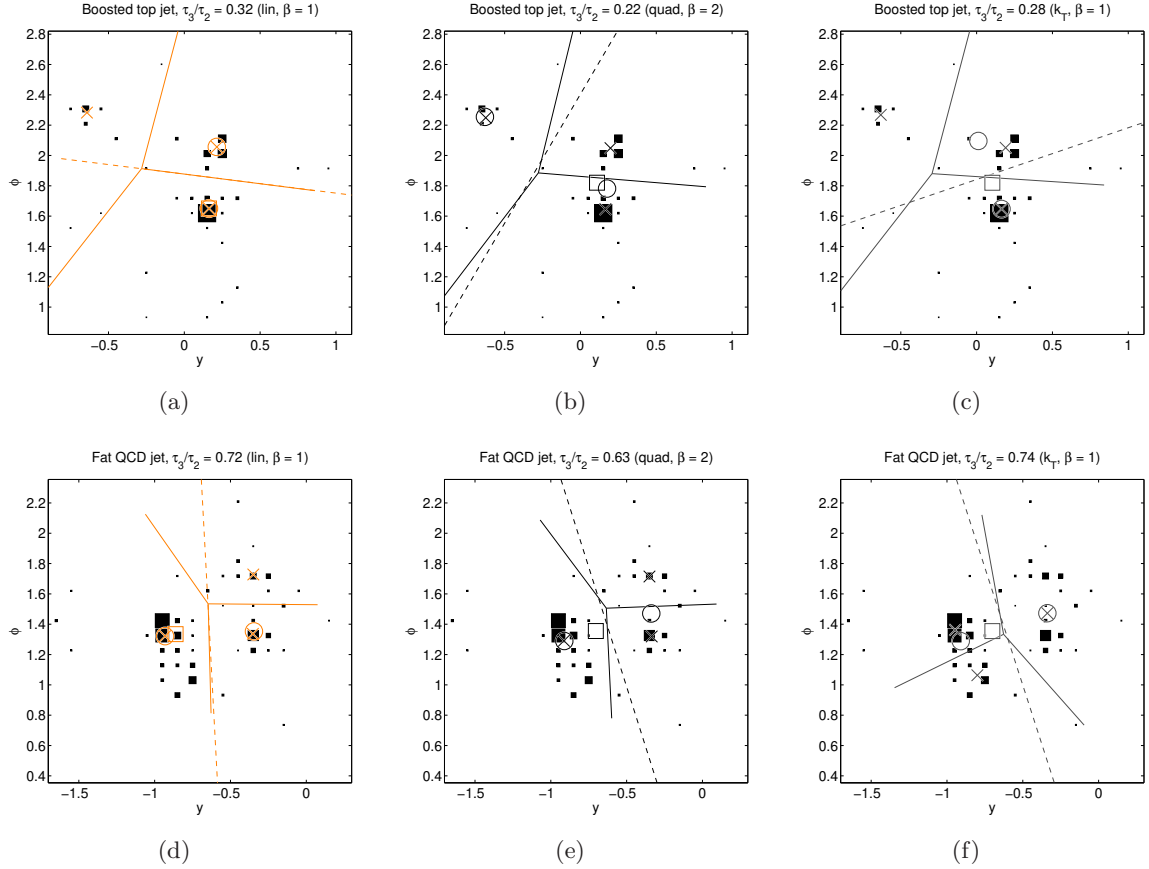


Figure 2. Top row: Event displays for a typical top jet with invariant mass near m_{top} . In (a), the orange square, circles, and crosses indicate the axes that minimize $\tilde{\tau}_1$, $\tilde{\tau}_2$, and $\tilde{\tau}_3$, respectively, for $\beta = 1$ (“linear” minimization). The dashed orange line indicates the edge of the two Voronoi regions for the axes minimizing $\tilde{\tau}_2^{(1)}$, and the solid orange lines indicate the Voronoi edges for the axes minimizing $\tilde{\tau}_3^{(1)}$. In (b), we show the same top jet with equivalent information for $\beta = 2$ and the “quadratic minimization” in black, and in (c) for $\beta = 1$ and the axes found by the exclusive k_T algorithm in gray. In this and subsequent event displays, the particles are clustered into virtual calorimeter cells of size 0.1 by 0.1, and the marker area for each cell is proportional its scalar transverse momentum. Bottom row: similar diagrams for a fat QCD jet with mass near m_{top} .

determined by minimizing $\tilde{\tau}_{N-1}$.³ The axes that minimize $\beta = 1$ tend to point in the direction of actual jet radiation (like a “median”), while the axes that minimize $\beta = 2$ tend to point in direction determined by the average subjet energy (like a “mean”).

It is straightforward to see why τ_N quantifies how N -subjettiness a particular jet is, or in other words, to what degree it can be regarded as a jet composed of N subjets. Jets with

³In what follows, we will only compare the minimization axes to the axes found by the exclusive k_T algorithm. Even though the Cambridge–Aachen algorithm also has an exclusive version which returns a fixed number of subjets, the nature of its clustering procedure allows far-away soft radiation to be clustered into the jet last, yielding anomalously large values for $\tilde{\tau}_N$.

$\tau_N \simeq 0$ have all their radiation aligned with the subjet directions \hat{n}_J and therefore have N (or fewer) subjets. Jets with $\tau_N \gg 0$ have a large fraction of their energy distributed away from the subjet directions \hat{n}_J and therefore have at least $N + 1$ subjets. Therefore, jets that are very “ N -subjettiness” should have a relatively large difference in their τ_N and τ_{N-1} values. In practice, the purely geometrical, dimensionless ratio τ_N/τ_{N-1} is the best (simple) discriminant for N -prong hadronic decays, a point we will further elaborate on in Sec. 4.2.

3 Minimization Procedure

A key ingredient in the definition of N -subjettiness is an appropriate choice of candidate subjet directions \hat{n}_J . Ideally, one would determine τ_N by minimizing over all possible candidate subjet directions, analogously to how the event shape thrust is defined [43]. In that case, τ_N is a strictly decreasing function of N with $0 < \tau_N/\tau_{N-1} < 1$, since adding an additional subjet axis can always decrease the Voronoi distances.

In Ref. [33], it was (erroneously) believed that a search for the global minimum of $\tilde{\tau}_N$ would be too computationally intensive, which is why candidate subjet directions were determined using the exclusive k_T algorithm. While this was found to work reasonably well for boosted object tagging, it introduced residual algorithmic dependence and a certain sense of arbitrariness in the jet shape. Here, we present a fast minimization procedure to determine the candidate subjet directions which minimize $\tilde{\tau}_N$, using a generalization of k -means clustering.

3.1 Minimization Algorithm

Minimizing the function $\tilde{\tau}_N^{(\beta)}$ in Eq. (2.1) is similar to the classic computer science problem of finding k clusters in a data set.⁴ For $\beta = 2$, this is the k -means clustering problem, which is to find the k cluster centers (or “means”) that minimize the in-cluster variance (i.e. the weighted sum of the distances *squared* between data points and their nearest cluster center). One solution to this problem is Lloyd’s algorithm [42], which terminates in polynomial time and produces k means which form a (local) minimum of the cluster variance. Combined with “sufficiently” many reseeds of the initial k cluster centers, Lloyd’s algorithm can find the global minimum of the cluster variance. Below we generalize Lloyd’s algorithm beyond $\beta = 2$, to an algorithm capable of minimizing $\tilde{\tau}_N$ for $1 \leq \beta < 3$.

Let us motivate an adaptation of Lloyd’s algorithm, which aims to minimize N -subjettiness also for $\beta \neq 2$. For simplicity, suppose for a moment that we want to minimize 1-subjettiness for a particular cluster C by adjusting a single subjet axis (y_0, ϕ_0) :

$$\tilde{\tau}_1^{(\beta)}(y_0, \phi_0) = \frac{1}{d_0} \sum_{i \in C} p_{T,i} [(y_0 - y_i)^2 + (\phi_0 - \phi_i)^2]^{\beta/2}. \quad (3.1)$$

⁴The “ k ” is standard notation in the computer science literature, while “ N ” is standard notation for jet counting in particle physics. We will use “ k ” when referring to the k -means algorithm, and “ N ” to the jet shape N -subjettiness, but of course $k = N$ throughout.

Taking first-order partial derivatives of $\tilde{\tau}_1$ and setting them to zero gives:

$$\begin{aligned}\frac{\partial \tilde{\tau}_1^{(\beta)}}{\partial y_0} &= \frac{1}{d_0} \frac{\beta}{2} \sum_{i \in C} p_{T,i} (y_i - y_0) [(y_i - y_0)^2 + (\phi_i - \phi_0)^2]^{\frac{\beta-2}{2}} = 0, \\ \frac{\partial \tilde{\tau}_1^{(\beta)}}{\partial \phi_0} &= \frac{1}{d_0} \frac{\beta}{2} \sum_{i \in C} p_{T,i} (\phi_i - \phi_0) [(y_i - y_0)^2 + (\phi_i - \phi_0)^2]^{\frac{\beta-2}{2}} = 0.\end{aligned}\quad (3.2)$$

Any pair (y_0, ϕ_0) which solves these two equations for a given distribution of particles corresponds to a local minimum of $\tilde{\tau}_1$. For $\beta = 2$, the equations are easily solved by finding the weighted centroid of the cluster

$$\beta = 2: \quad (y_0, \phi_0) = \left(\frac{\sum_i p_{T,i} y_i}{\sum_j p_{T,j}}, \frac{\sum_i p_{T,i} \phi_i}{\sum_j p_{T,j}} \right), \quad (3.3)$$

and this observation forms the basis of Lloyd’s algorithm. Interestingly, for recursive clustering algorithms, the (sub)jet axis is also aligned with the weighted centroid,⁵ so there is a relatively small difference between jet axes found with k_T -like algorithms and jet axes found by minimizing 1-(sub)jettiness with $\beta = 2$. (See also Sec. 5.1 for a discussion of iterative cone algorithms.)

For general β , Eq. (3.2) does not have a closed form solution. However, there is a fast iterative algorithm to find a local minimum (y_0, ϕ_0) to arbitrary precision. Suppose we already have a “guess” or initial seeding of the candidate subset direction; call it $(y_0^{(0)}, \phi_0^{(0)})$. We can then define a recursive procedure $(y_0^{(n)}, \phi_0^{(n)}) \rightarrow (y_0^{(n+1)}, \phi_0^{(n+1)})$ as

$$1 \leq \beta < 3: \quad y_0^{(n+1)} = \frac{\sum_{i \in C} p_{T,i} y_i \left[(y_i - y_0^{(n)})^2 + (\phi_i - \phi_0^{(n)})^2 \right]^{\frac{\beta-2}{2}}}{\sum_{j \in C} p_{T,j} \left[(y_j - y_0^{(n)})^2 + (\phi_j - \phi_0^{(n)})^2 \right]^{\frac{\beta-2}{2}}}, \quad (3.4)$$

and similarly for $\phi_0^{(n+1)}$. It is straightforward to see that if $(y_0^{(n+1)}, \phi_0^{(n+1)}) = (y_0^{(n)}, \phi_0^{(n)})$, then we have found a local minimum. Furthermore, we argue in Sec. 3.3 that any cluster of particles has only *one* local minimum of $\tilde{\tau}_1$ for $\beta \geq 1$, which is thus the global minimum.⁶

The sequence $(y_0^{(n)}, \phi_0^{(n)})$ does not generally yield an exact solution to Eq. (3.2) in finite time, but for $1 \leq \beta < 3$ it will quickly asymptote to the desired value. This is demonstrated for a two-particle configuration in Fig. 3, where convergence is shown for $1 \leq \beta < 3$. For

⁵Strictly speaking, this is only true for recursive clustering algorithms that use the p_T scheme [51] for defining the jet axis. Modern recursive clustering algorithms use the E scheme, which maintains information about the mass of a jet axis, so the rapidity distance is modified compared to using a light-like axis in the p_T scheme.

⁶For $\beta = 1$ and certain fine-tuned particle configurations, it is possible to have a degenerate line of local minima. However, as $\tilde{\tau}_1^{(1)}$ is constant on this line, convergence of the recursive algorithm means that $\tau_1^{(1)}$ itself (the value of the global minimum) is still found.

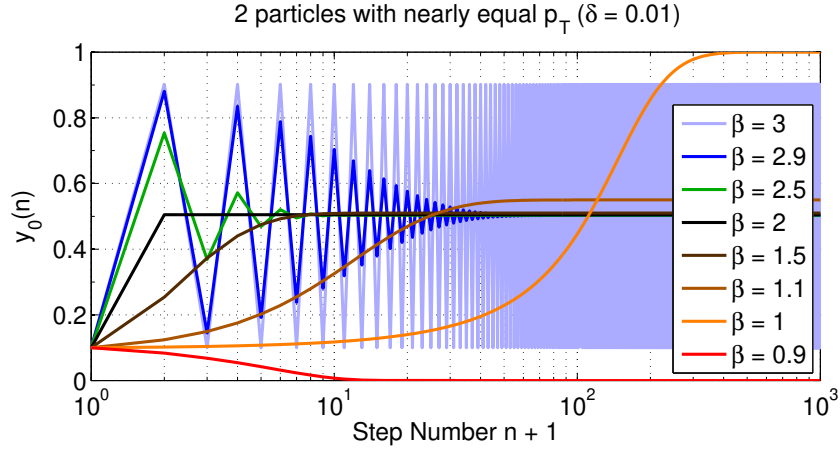


Figure 3. Convergence of the minimization algorithm for notable values of β on a one-dimensional two-particle configuration. One particle is located at $y = 0$ with $p_T = e^{-\delta}$, the other at $y = 1$ with $p_T = e^{+\delta}$, and the global minimum of $\tilde{\tau}_1^{(\beta)}$ is located at $y_0 = \frac{1}{2}(1 + \tanh \frac{\delta}{\beta-1})$. The algorithm is initialized at $y_0^{(0)} = 0.1$, which is closer to the softer particle. Convergence to the global minimum of $\tilde{\tau}_1^{(\beta)}$ is reached for $1 \leq \beta < 3$. The algorithm can converge to a non-global minimum for $\beta < 1$ if the initial axis is chosen too close to the softer particle (here shown by $\beta = 0.9$), and the algorithm diverges for $\beta \geq 3$ (here shown for the critical case $\beta = 3$). For $\beta = 2$, the algorithm finds the global minimum in one step, as expected from Lloyd’s algorithm.

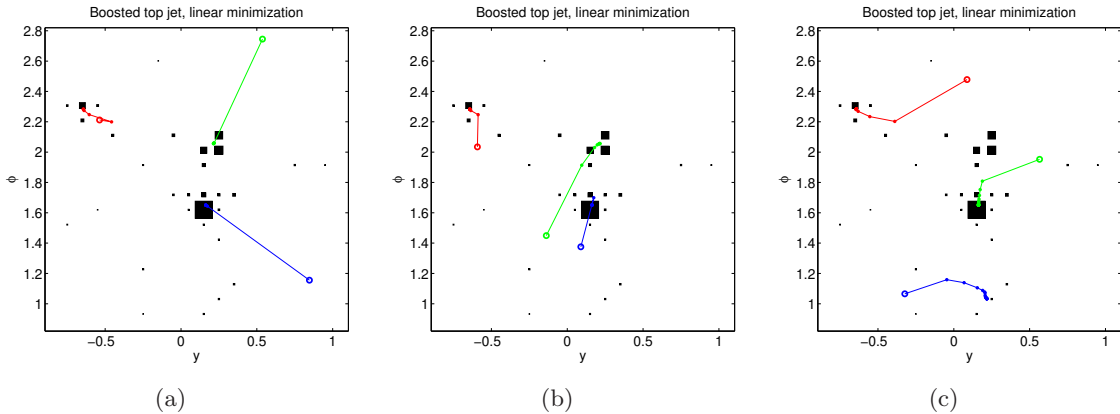


Figure 4. Convergence path of the minimization algorithm for $N = 3$ and $\beta = 1$. Shown is the same top jet as in Fig. 2. Panels (a), (b) and (c) show three different initial seedings for our modified k -means clustering procedure. The open circle is the seed position, the dots are the updated positions, and a line connecting them is drawn to guide the eye. The first two seeds find the correct global minimum in a small number of steps, while the third seed gets trapped at a local minimum.

$\beta \geq 3$, the recursive procedure in Eq. (3.4) tends to diverge, though this behavior can be remedied if a dampening factor is included in the recursion.⁷ For $\beta < 1$, $\tau_1^{(\beta)}$ has many local minima, and finding the global minimum becomes computationally impractical. In the range $1 \leq \beta < 3$, we can efficiently find the global minimum of $\tilde{\tau}_1$ to arbitrary precision.

The generalization from 1-subjettiness to N -subjettiness is then straightforward. From Eq. (2.1), we see that $\tilde{\tau}_N$ partitions the jet constituents into N Voronoi subclusters and sums the $\tilde{\tau}_1$ values for each of the subclusters. Since the procedure in Eq. (3.4) asymptotes to the (global) minimum of $\tilde{\tau}_1$ for any given subcluster, we can iteratively determine a (local) minimum of $\tilde{\tau}_N$ by repeatedly applying Eq. (3.4) for each subcluster and then recalculating the Voronoi regions. As is the case for Lloyd’s algorithm, this procedure is not guaranteed to find the global minimum for $\tilde{\tau}_N$ (except for $N = 1$ and $1 \leq \beta < 3$), though as we will discuss in Sec. 3.2, we have found that with sufficiently many starting seeds, the global minimum is obtained within the desired precision.

Our algorithm for minimizing N -subjettiness works essentially the same as Lloyd’s algorithm with a modified assignment step and stopping criterion:

- **Initialization Step:** Pick initial seed axes $\hat{n}_J^{(0)} \equiv (y_{0,J}^{(0)}, \phi_{0,J}^{(0)})$ for $J \in \{1, \dots, N\}$, and set the iteration number $n = 0$. We will discuss the choice of seed axes in more detail in Sec. 3.2.
- **Assignment Step:** Divide the jet into clusters C_J by assigning the particles to the closest subjet direction. In other words, $i \in C_J$ if and only if $\Delta R(p_i, \hat{n}_J^{(n)}) < \Delta R(p_i, \hat{n}_M^{(n)})$ for all $M \neq J$.
- **Update Step:** Update each cluster axis according to Eq. (3.4), yielding a new set of $\hat{n}_J^{(n+1)}$ axes.
- **Iteration:** Repeat the Assignment and Update Steps until the average directional change of the subjects

$$\overline{\Delta}^{(n+1)} \equiv \frac{1}{N} \sum_{J=1}^N \Delta R(\hat{n}_J^{(n)}, \hat{n}_J^{(n+1)}) \quad (3.5)$$

is smaller than the desired precision threshold ($\overline{\Delta} < 10^{-4}$ in this paper).

In the computer science literature, a similar algorithm called $R1$ - k -means was proposed in Ref. [45] for $\beta = 1$. The $R1$ - k -means algorithm should not be confused with the k -medians algorithm, as k -medians is not rotationally symmetric.

⁷That is, instead of using $y_0^{(n+1)}$ directly, one uses a modified $\tilde{y}_0^{(n+1)} = d y_0^{(n)} + (1-d) y_0^{(n+1)}$, with a dampening factor $0 \leq d < 1$ (the undamped case is $d = 0$). With $1/2 < d < 1$, the minimization algorithm does converge for all $\beta \geq 1$.

3.2 Infrared Safety and Seed Choices

Given candidate subjet axes (not necessarily the minimum axes), $\tilde{\tau}_N$ is an infrared- and collinear-safe observable. Since Eq. (2.1) is linear in each of the constituent particle’s transverse momenta, the addition of infinitesimally soft particles does not change N -subjettiness (infrared safety). This linear p_T dependence combined with smooth angular dependence ($\beta \geq 0$) ensures that the same $\tilde{\tau}_N$ value is obtained for collinear splittings (collinear safety).

Crucially, the candidate subjet axes used in N -subjettiness must be determined via a method that is also infrared- and collinear-safe. Certainly, the subjet axes which determine the global minimum of $\tilde{\tau}_N$ are infrared safe. But even if the algorithm in Sec. 3.1 can only find a local minimum, the minimization procedure is still infrared safe as long as the method to determine the seed axes is infrared safe.⁸

Of course, this still leaves an ambiguity as to the exact method for choosing the initial seed subjet axes. Note that randomly choosing initial subjet axes is a non-deterministic procedure and therefore gives an ambiguous definition of N -subjettiness, since there is a chance the algorithm will converge to a non-global minimum. A deterministic (and infrared- and collinear-safe) option would be to use the output of a recursive subjet clustering algorithm (such as exclusive k_T) as the seed axes, and only do one pass at minimization, though there is still no guarantee of converging to the global minimum. However, given the speed of the minimization algorithm in Sec. 3.1 and the fact that the definition of Eq. (2.1) is such that a jet typically has relatively few local minima, one can almost always find the global minimum of $\tilde{\tau}_N$ by brute force reinitialization with random seed axes.

Throughout the paper, we use random initialization (repeated 100 times) and keep the axes that yield the smallest τ_N . More precisely, we first recluster the jet with the exclusive k_T algorithm into exactly N candidate subjets and add random noise, uniformly distributed in a 0.8×0.8 square, to the rapidity-azimuth coordinates of these axes. We then use these shifted coordinates as 100 different sets of seed axes, and the outcome of the minimization algorithm which yields the lowest $\tilde{\tau}_N$ is identified as the global minimum. In Fig. 4, we show three typical minimization paths for $\beta = 1$ and different initial seeds. Even when the seed axes are quite far from the (local) minimum, only a small number of iterations are typically needed to achieve $\overline{\Delta} < 10^{-1}$, and the majority of initializations converge to the global minimum.⁹

In Fig. 5, we show the difference between the minimum value (after 100 seeds) of N -subjettiness compared to the value using the exclusive k_T axes using the $t\bar{t}$ sample described

⁸In particular, the addition of infinitesimally soft particles does not affect the minimization procedure as they cannot create extra local minima. Also, since the number of cluster regions is fixed at N , soft radiation certainly cannot change the number of subjets.

⁹We note that our minimization algorithm becomes less sensitive to the initial seeding for higher values of β . In that respect, $\beta = 1$, which we use extensively throughout this paper, is not optimal though still manageable for our purposes, as only 100 seeds are sufficient to obtain $\tilde{\tau}_N$ values within $\ll 1\%$ of the values found after thousands of seeds. In other applications, one may find it useful to use $\beta \simeq 1.1$, which in many respects (including tagging performance) has similar behavior to $\beta = 1$ but decreased seed sensitivity and faster convergence (see Fig. 3). That said, the positions of the minimum axes can be very different for $\beta \simeq 1.1$ compared to $\beta = 1$.

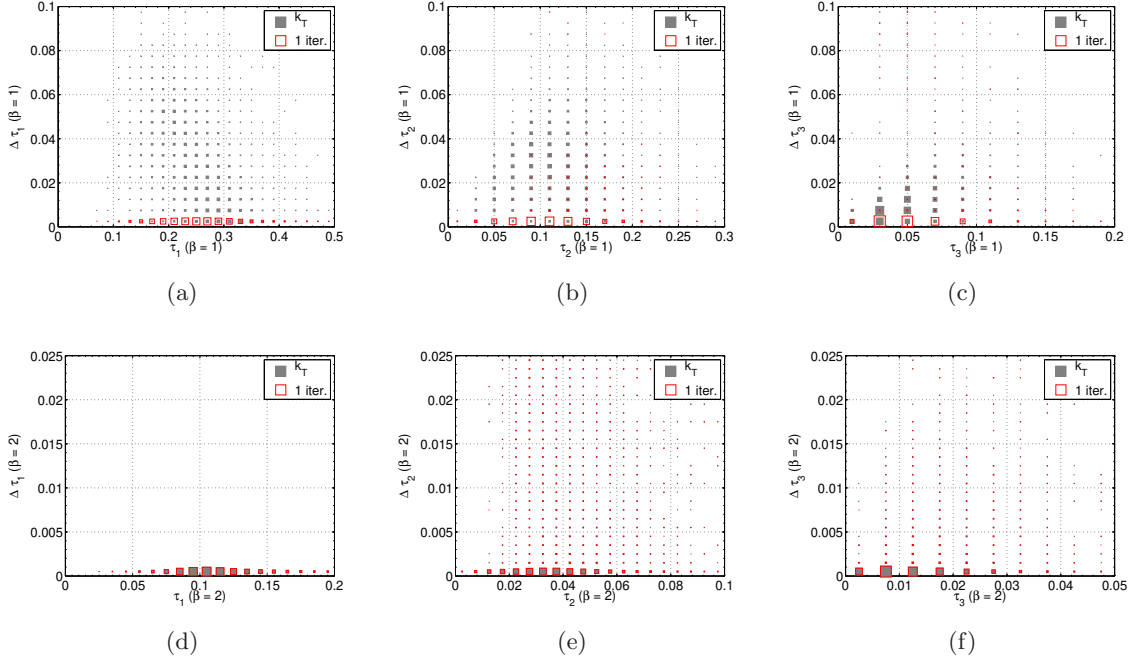


Figure 5. Difference between the minimum value of τ_N and the exclusive $k_T \tilde{\tau}_N$. The event sample is the 500-600 GeV $t\bar{t}$ sample detailed in Sec. 4.1, with the same event selection as Fig. 7. The top row is $\beta = 1$, the bottom row is $\beta = 2$, and the columns are $\tau_1^{(\beta)}$, $\tau_2^{(\beta)}$, and $\tau_3^{(\beta)}$. For $\beta = 1$, the difference between the minimum τ_N and the exclusive $k_T \tilde{\tau}_N$ can be of order 50%, though this difference is ameliorated by doing a single pass of the minimization procedure using the exclusive k_T axes as a seed. For $\beta = 2$, the values of N -subjettiness are typically different by less than 10%, except for rare cases where the exclusive k_T axes are near a local minimum of $\tilde{\tau}_N$, such that even doing a single pass of the minimization procedure does not help much.

in Sec. 4.1. We also show the (local) minimum value obtained by doing a single pass at minimization starting from the exclusive k_T axes (without added noise). We see that for $\beta = 2$, the minimum axes and the k_T axes are quite similar, as expected from the discussion below Eq. (3.3). For $\beta = 1$, there can be a 50% shift between the minimum τ_N and the exclusive $k_T \tilde{\tau}_N$, though this difference is quickly diminished by one pass of the minimization procedure.

3.3 Uniqueness of 1-subjettiness Minima

The fact that a relatively small number of seeds are needed to find the global minimum of N -subjettiness is due in part to an interesting property of 1-subjettiness, which is that $\tilde{\tau}_1$ has a unique minimum for $\beta \geq 1$ (i.e. the global minimum). One can think of finding $\tau_N^{(\beta)}$ for $N = k \geq 2$ and $\beta \geq 1$ as being separated into two tasks: first partitioning the jet constituents into N subclusters C_J which together yield the lowest sum of subcluster $\tilde{\tau}_1^{(\beta)}$ values, and then finding the unique minimum of each $\tilde{\tau}_1^{(\beta)}$. Of course, the algorithm in Sec. 3.1 tackles partitioning and minimization at the same time.

To see why 1-subjettiness has a unique minimum, note that Eq. (3.1) is a sum of continuous “potential” functions of (y_0, ϕ_0) , one for each particle. For $\beta > 1$, these potential functions are strictly convex since they behave like ΔR^β . The sum of strictly convex functions is also strictly convex, and strictly convex functions (and thus $\tilde{\tau}_1$) have a unique minimum. For the special case $\beta = 1$, $\tilde{\tau}_1$ is convex but not strictly so, which means that the minimum value of $\tilde{\tau}_1$ is unique, but this minimum could be obtained at multiple positions (y_0, ϕ_0) .

When we talk about N -jettiness as a jet algorithm in Sec. 5, we will encounter the potential function for iterative cone algorithms in Eq. (5.1). That potential function scales like $\min\{\Delta R^2, R_0^2\}$, where R_0 is a fixed parameter, and thus the potential function is not convex. This leads to a proliferation of local minima for iterative cone algorithms, and the related problems of infrared safety in seeded cone algorithms.

4 Top Tagging Performance

In this section, we investigate the tagging efficiencies for top jets and the mistag rates for QCD jets using N -subjettiness. Compared to the preliminary study in Ref. [33], we will use the top tagging benchmark samples from the BOOST2010 report [14]. This will enable an apples-to-apples comparison to common top tagging methods in the literature.¹⁰ Note, however, that the BOOST2010 samples are particle level samples and do not include realistic detector resolutions, efficiencies, or acceptances.

4.1 Analysis Overview

For our tagging performance study, we use benchmark samples from the BOOST2010 report [14]. These event samples are publicly available at:

- <http://www.lpthe.jussieu.fr/~salam/projects/boost2010-events/>
- <http://tev4.phys.washington.edu/TeraScale/boost2010/>

We will utilize samples from two different benchmark Monte Carlo programs which simulate proton-proton collisions at a center-of-mass energy of 7 TeV. The primary benchmark is HERWIG 6.510 [54] with a description of the underlying event from JIMMY [55] using an ATLAS tune [56]. We will also do one comparison study to PYTHIA 6.4 [52] with a p_T -ordered shower using the Perugia0 tune [57].

The signal sample is hadronically-decaying $t\bar{t}$ production, and the background sample is QCD dijet production. They are divided in subsamples of equal size, with parton p_T ranges from 200–300 GeV, 300–400 GeV, \dots , 700–800 GeV, as shown in Fig. 6(a). Together they yield an approximately flat jet transverse momentum distribution in a kinematic regime that is interesting for new physics searches at the LHC.¹¹

¹⁰In Ref. [33], N -subjettiness was compared to simplistic implementations of the Johns Hopkins Top Tagger [19] and the ATLAS YSplitter method [17] on event samples from the default tune of Pythia 8.135 [52, 53].

¹¹This flat distribution in transverse momentum is of course artificial, since physical cross-sections fall off with p_T , but it is helpful for testing the performance of tagging methods across a wide kinematic range.

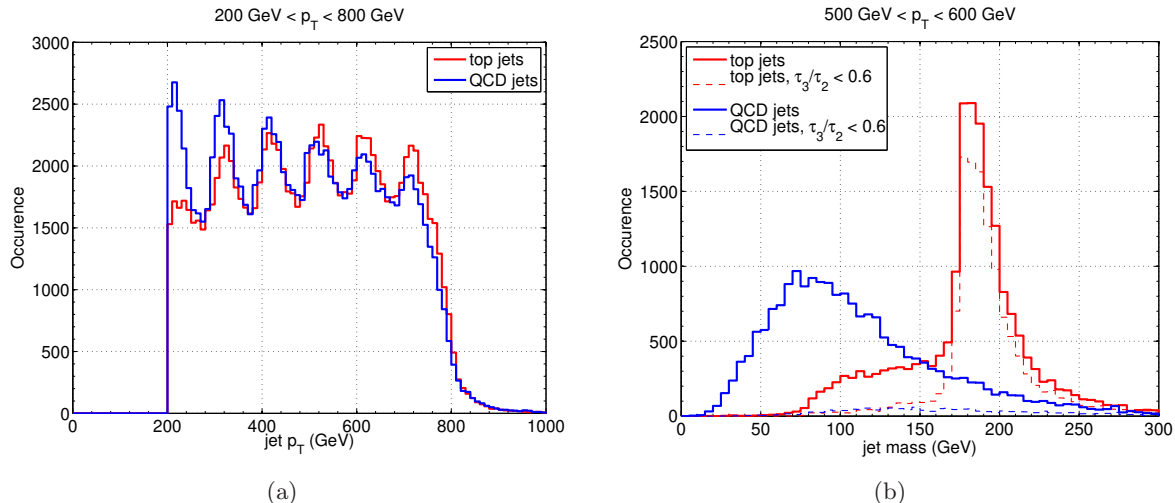


Figure 6. Basic kinematics of the $t\bar{t}$ and dijet BOOST2010 samples, after clustering with $R = 1.0$ anti- k_T jets. (a) Jet transverse momentum in the combined sample with parton-level p_T between 200 and 800 GeV. Note that this is an unphysical p_T distribution, but serves as a useful testing ground for the various top tagging methods. (b) Jet invariant mass in the 500 GeV $< p_T < 600$ GeV sample. An N -subjettiness cut $\tau_3/\tau_2 < 0.6$ eliminates the bulk of the QCD jets as well as top jets with a mass much smaller than m_{top} , but leaves most of the top resonance peak intact.

In accordance with the BOOST2010 report, jets are defined with the anti- k_T algorithm [1] with a jet radius parameter of $R = 1.0$ using FastJet 2.4.4 [46, 47]. No simulation of detector effects is performed, but only final state particles with pseudorapidity $|\eta| < 5.0$ (except neutrinos and muons) are considered in the jet clustering. Only the two hardest jets with $p_T > 200$ GeV are considered from each event, and efficiencies and fake rates are determined on a per jet basis.

The various top tagging algorithms studied in the BOOST2010 report are summarized in Ref. [14] and described in more detail in the original papers. The five algorithms shown in Fig. 1 are referred to as “Hopkins” [19], “CMS” [58–60], “Pruning” [27, 28], “ATLAS” [17, 61, 62], and “Thaler/Wang” [18]. After the BOOST2010 report, two other top tagging methods were applied to this sample [24, 25], though the comparisons in Fig. 1 and later in Table 2 only include the originally tested algorithms.

The basic criterion for tagging a boosted top quark is that the jet mass should fall near $m_{\text{top}} \simeq 171$ GeV. In Fig. 6(b), we show the jet invariant mass distribution from the 500–600 GeV sub-sample, where one can clearly see the top resonance. One can also see that an N -subjettiness cut of $\tau_3^{(1)}/\tau_2^{(1)} < 0.6$ substantially decreases the background in the top peak region without adversely affecting the signal much. For concreteness, we will consider the mass window $160 \text{ GeV} < m_{\text{jet}} < 240 \text{ GeV}$ for top jets in Sec. 4.2. The upper limit of this mass range is relatively high compared to the lower limit, because boosted top jets often acquire additional mass from the underlying event. We consider possible optimizations of

the mass window in Sec. 4.3. In addition to the invariant mass cut, we will apply a cut on the ratio τ_3/τ_2 , where the cut is adjusted to change the relative signal tagging efficiency and background mistag rate.

4.2 N-subjettiness Performance

We first show the effect of the minimization procedure on the raw N -subjettiness distributions in the BOOST2010 sample. Plots of τ_1 , τ_2 , and τ_3 comparing top jets and QCD jets are shown in Fig. 7, after imposing the $160 \text{ GeV} < m_{\text{jet}} < 240 \text{ GeV}$ criterion. As expected, the average value of τ_N is smaller using the minimum axes compared to the exclusive k_T axes, though the shift is not as pronounced for $\beta = 2$, as expected from the discussion below Eq. (3.3).

As argued in Ref. [33], τ_N is by itself not a very good discriminant for identifying boosted top quarks. While one might naively expect that an event with small τ_3 would be more likely to be a top jet, a quark- or gluon-initiated jet can also have small τ_3 , as shown in Fig. 7(e). Though top jets are likely to have large τ_1 and τ_2 , QCD jets with a diffuse spray of large-angle radiation can also have large τ_1 and τ_2 , as shown in Figs. 7(a) and 7(c). However, those QCD jets with large τ_2 typically have large values of τ_3 as well, so it is in fact the *ratio* τ_3/τ_2 which is the preferred discriminating variable.

Plots of the τ_N/τ_{N-1} ratios are shown in Fig. 8 for $\beta = 1$ and $\beta = 2$. Notice that with the minimization procedure, we have $\tau_N/\tau_{N-1} < 1$, as expected. By eye, there is better top/QCD separation using the minimized τ_N values, and τ_3/τ_2 with $\beta = 1$ appears to be the best single variable for discrimination. Both of these observations will be confirmed below. There is additional distinguishing power in τ_2/τ_1 and (to a smaller extent) raw N -subjettiness values, which will be explored in Sec. 4.3.

We now quantify the performance of τ_3/τ_2 as a boosted top tagger. In Fig. 9, we show the effect of varying a cut on τ_3/τ_2 on the signal efficiency and background mistag rate using the BOOST2010 samples. Figs. 9(a) and 9(b) show curves for the $\beta = 1$ measure using different choices for the subjet axes, and the best performance is obtained for the axes that minimize $\tau_N^{(1)}$. Figs. 9(c) and 9(d) show the effect of changing the angular weighting exponent β , using the axes that minimize $\tilde{\tau}_N^{(\beta)}$, and the best performance is obtained for $\beta = 1$. Thus, the best tagging performance for τ_3/τ_2 is achieved by using the minimum axes with $\beta = 1$ (the jet broadening measure).¹² When compared to other tagging methods in Fig. 1, N -subjettiness shines as a boosted top tagger (at least on the BOOST2010 benchmark samples).

In Table 1, we show the top tagging efficiency versus QCD mistag rate as a function of jet p_T for different cuts on $\tau_3^{(1)}/\tau_2^{(1)}$. At low p_T (200–400 GeV), the efficiency for finding a jet within the top mass window is quite small, as an $R = 1.0$ jet is unlikely to capture all of the top decay products. For higher p_T ranges (400–800 GeV), the efficiency is remarkably stable as a function of the jet p_T . The cut $\tau_3^{(1)}/\tau_2^{(1)} < 0.6$ yields approximately a 50% efficiency operating point, while $\tau_3^{(1)}/\tau_2^{(1)} < 0.4$ yields approximately a 25% efficiency operating point.

¹²Though not shown, it is indeed the case that all other axes/measure combinations perform worse than the minimum $\beta = 1$ axes with the $\beta = 1$ measure.

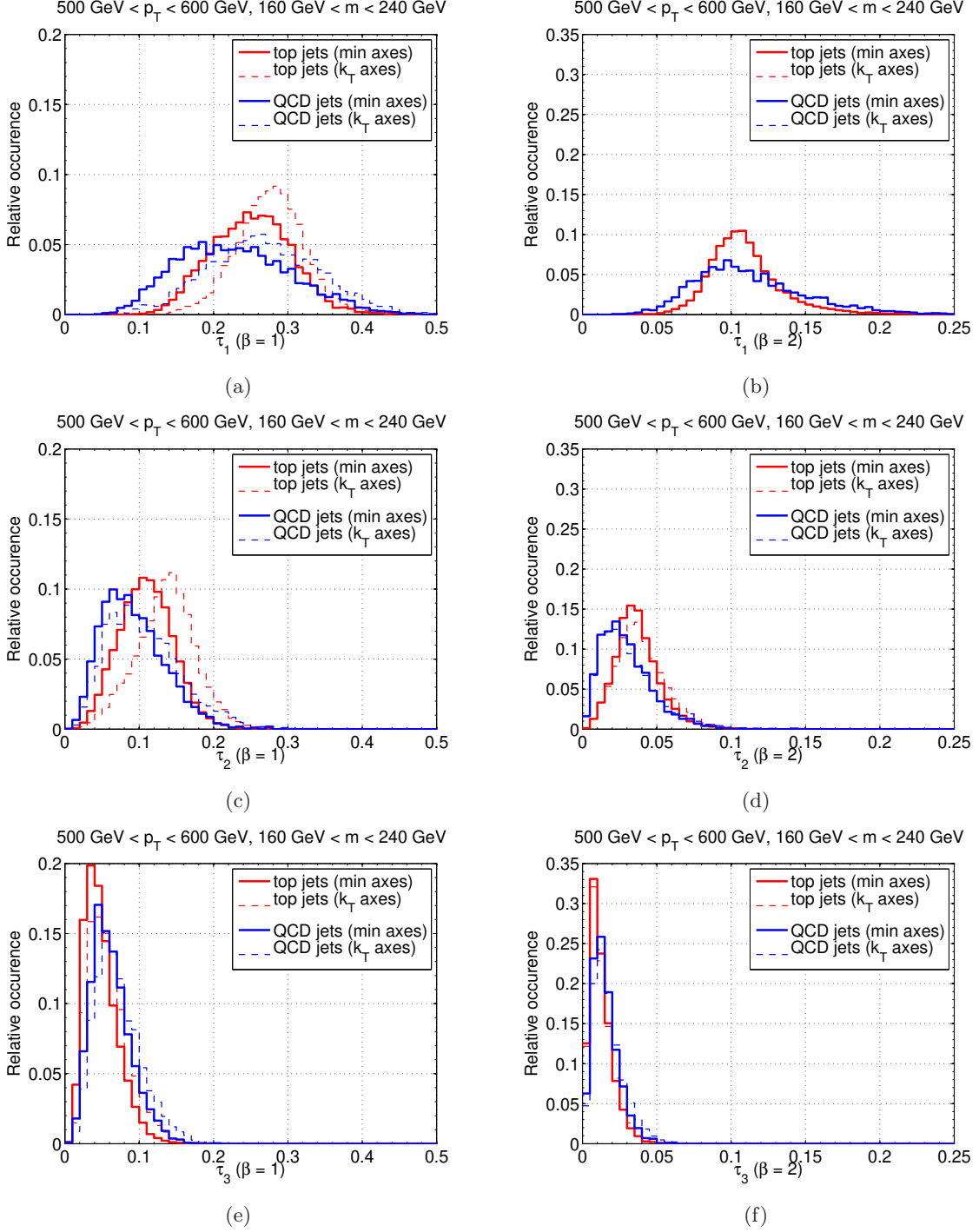


Figure 7. Left column: distributions of (a) τ_1 , (c) τ_2 and (e) τ_3 for $\beta = 1$ comparing boosted top and QCD jets. For these plots, we impose an invariant mass window of $160 \text{ GeV} < m_{\text{jet}} < 240 \text{ GeV}$ on jets with $R = 1.0$ and $500 \text{ GeV} < p_T < 600 \text{ GeV}$. The solid bold lines are for the $\beta = 1$ minimization axes, while the dashed thin lines are for the exclusive k_T axes. As expected, the minimization axes yield smaller values of τ_N than the exclusive k_T axes. Right column: equivalent plots for $\beta = 2$.

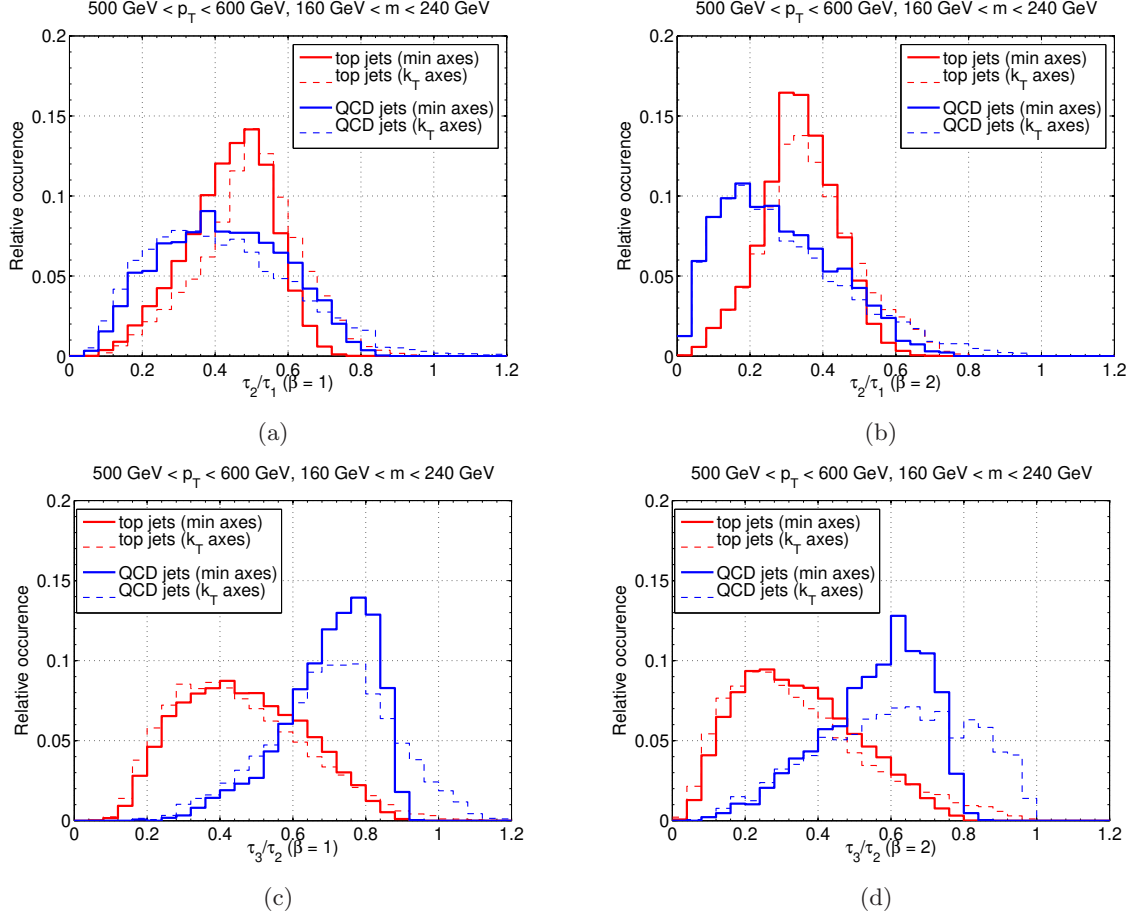


Figure 8. Distributions of (a) $\tau_2^{(1)}/\tau_1^{(1)}$, (b) $\tau_2^{(2)}/\tau_1^{(2)}$, (c) $\tau_3^{(1)}/\tau_2^{(1)}$, (d) $\tau_3^{(2)}/\tau_2^{(2)}$ for boosted top and QCD jets, using the same formatting and event selection as Fig. 7. Note that after applying the minimization procedure, all of these ratios are strictly less than 1. For boosted top identification, the best individual discriminating variable is (c) $\tau_3^{(1)}/\tau_2^{(1)}$, though especially (b) $\tau_2^{(2)}/\tau_1^{(2)}$ contains some additional information.

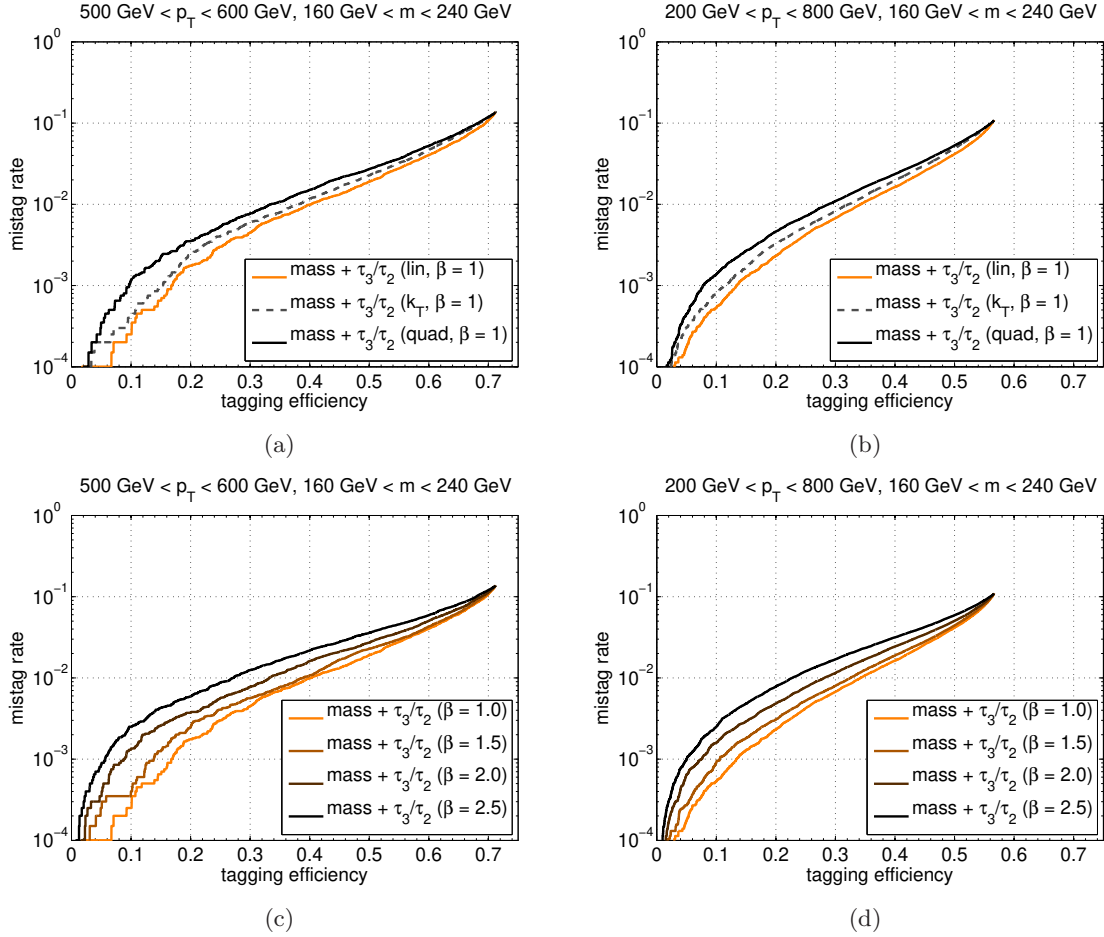


Figure 9. Efficiency/mistag curves for a variable cut on τ_3/τ_2 and a fixed top mass window $160 \text{ GeV} < m_{\text{jet}} < 240 \text{ GeV}$. Top row: Fixing $\beta = 1$, but calculating $\tilde{\tau}_N^{(1)}$ using different axes: the axes that minimize the $\beta = 1$ measure (“lin”), the axes from exclusive k_T (“ k_T ”), and axes that minimize the $\beta = 2$ measure (“quad”). The left panel is for the $500 \text{ GeV} < p_T < 600 \text{ GeV}$ sample while the right panel is for the entire p_T range. We see that using $\tilde{\tau}_N^{(1)}$ with the corresponding minimization axes (“lin”) gives the best performance. Bottom row: Changing β , but always using the axes that minimize $\tilde{\tau}_N^{(\beta)}$. The jet broadening measure ($\beta = 1$) gives the best performance.

p_T range (GeV)	200–300	300–400	400–500
No $\tau_3^{(1)}/\tau_2^{(1)}$ cut	.069 : .0054	.34 : .034	.59 : .092
$\tau_3^{(1)}/\tau_2^{(1)} < 0.8$.065 : .0049	.32 : .027	.58 : .073
$\tau_3^{(1)}/\tau_2^{(1)} < 0.6$.049 : .0016	.26 : .0085	.47 : .022
$\tau_3^{(1)}/\tau_2^{(1)} < 0.4$.026 : .0003	.15 : .0011	.25 : .0033
$\tau_3^{(1)}/\tau_2^{(1)} < 0.3$.012 : .0000	.079 : .0003	.12 : .0006

p_T range (GeV)	500–600	600–700	700–800
No $\tau_3^{(1)}/\tau_2^{(1)}$ cut	.71 : .14	.75 : .17	.75 : .19
$\tau_3^{(1)}/\tau_2^{(1)} < 0.8$.70 : .11	.74 : .13	.74 : .14
$\tau_3^{(1)}/\tau_2^{(1)} < 0.6$.55 : .028	.57 : .034	.57 : .035
$\tau_3^{(1)}/\tau_2^{(1)} < 0.4$.28 : .0039	.27 : .0040	.27 : .0044
$\tau_3^{(1)}/\tau_2^{(1)} < 0.3$.13 : .0005	.13 : .0011	.12 : .0008

Table 1. Efficiencies vs. mistag rates for top jets : QCD jets for each of the HERWIG parton p_T subsamples. The top row corresponds to just applying the m_{top} invariant mass window (160 GeV to 240 GeV), and the subsequent rows include additional $\tau_3^{(1)}/\tau_2^{(1)}$ cuts. Once the top quarks have sufficient p_T for their decay products to be collimated, N -subjettiness exhibits fairly uniform performance as a function of p_T .

Finally, since boosted top identification depends on the precise radiation pattern within a jet, it is subject to potentially large uncertainties from Monte Carlo modeling of the parton shower, hadronization, and underlying event. An indication of these uncertainties can be seen in Table 2, which compares the various top tagging algorithms on the HERWIG and PYTHIA samples. The relative performance between different algorithms is consistent between the programs, though the absolute fake rates in the PYTHIA sample are significantly smaller. We conclude that while the tagging performance of N -subjettiness does have Monte Carlo modeling dependence, it is no worse than for other proposed tagging methods.

4.3 Multivariate Methods

In the previous subsection, we saw that a simple cut on the ratio $\tau_3^{(1)}/\tau_2^{(1)}$ and a fixed top mass window $160 \text{ GeV} < m_{\text{jet}} < 240 \text{ GeV}$ yielded impressive top tagging performance. Here, we will explore whether multivariate classification might be able to further optimize tagging performance. One feature of N -subjettiness is that the entire set of $\tau_N^{(\beta)}$ values for various choices of N and β can be calculated on a jet-by-jet basis and then used as inputs to multivariate methods.¹³ In principle, N -subjettiness could be used in tandem with some of the other top tagging methods, though we have not done a systematic study of that possibility.

¹³In addition, τ_N is a sum over sub- τ_1 values for each Voronoi region. These sub- τ_1 values could be used as well, though we did not find any particular gain when including them in our multivariate studies.

HERWIG results				
Tagger	eff. (%)	mistag rate (%)	eff. (%)	mistag rate (%)
Hopkins [19]	20	0.4 ± 0.02	50	4.9 ± 0.06
CMS [58–60]	20	0.4 ± 0.02	50	5.2 ± 0.06
Pruning [27, 28]	20	0.3 ± 0.02	50	7.6 ± 0.08
ATLAS [17, 61, 62]	20	0.7 ± 0.02	50	4.6 ± 0.06
T/W [18]	20	1.5 ± 0.04	50	6.0 ± 0.07
τ_3/τ_2	20	0.23 ± 0.01	50	4.12 ± 0.06
Multivariate τ_N	20	0.18 ± 0.01	50	2.96 ± 0.05

PYTHIA results				
Tagger	eff. (%)	mistag rate (%)	eff. (%)	mistag rate (%)
Hopkins	20	0.2 ± 0.01	47	3.2 ± 0.05
CMS	22	0.3 ± 0.01	49	3.5 ± 0.05
Pruning	19	0.2 ± 0.01	49	4.5 ± 0.06
ATLAS	18	0.5 ± 0.02	49	3.1 ± 0.05
T/W	18	0.8 ± 0.02	57	7.0 ± 0.08
τ_3/τ_2	18	0.14 ± 0.01	49	2.63 ± 0.05
Multivariate τ_N	18	0.11 ± 0.01	48	1.84 ± 0.04

Table 2. Summary of tagging efficiencies vs. mistag rates at different working points for a number of top taggers, including the τ_3/τ_2 cut in Sec. 4.2 and the multivariate τ_N method in Sec. 4.3. The performance numbers for the other taggers are taken from Ref. [14] and described in more detail there. The parameters are chosen such that all taggers run at 20% and 50% efficiency for the HERWIG samples, and the same parameters are then applied to the PYTHIA sample. Statistical errors on the mistag rate are indicated, and the efficiency numbers have uncertainties of 0.1%. There are systematic shifts in the tagging efficiencies and mistag rates between the two Monte Carlo programs, though the discrepancies for N -subjettiness tagging are similar in magnitude as those for other tagging methods.

To motivate the potential power of multivariate methods, consider Fig. 10. In Fig. 10(a), we show distributions on the $\tau_3^{(1)}$ vs. $\tau_2^{(1)}$ plane, which demonstrate (as expected) that $\tau_3^{(1)}/\tau_2^{(1)}$ is a better discriminant variable than $\tau_3^{(1)}$ or $\tau_2^{(1)}$ alone. We saw in Fig. 8(b) that the ratio $\tau_2^{(2)}/\tau_1^{(2)}$ might also have discriminating power, but square cuts on that ratio did not yield much improvement over using $\tau_3^{(1)}/\tau_2^{(1)}$ alone. However, in Fig. 10(b) we see that top jets and QCD jets are fairly well-separated in the $\tau_2^{(2)}/\tau_1^{(2)}$ vs. $\tau_3^{(1)}/\tau_2^{(1)}$ plane, and multivariate analyses can capitalize on these kinds of correlations.

Though there are a variety of multivariate classification methods one could study, we will focus on a (modified) linear Fisher discriminant [63, 64], since it is a straightforward

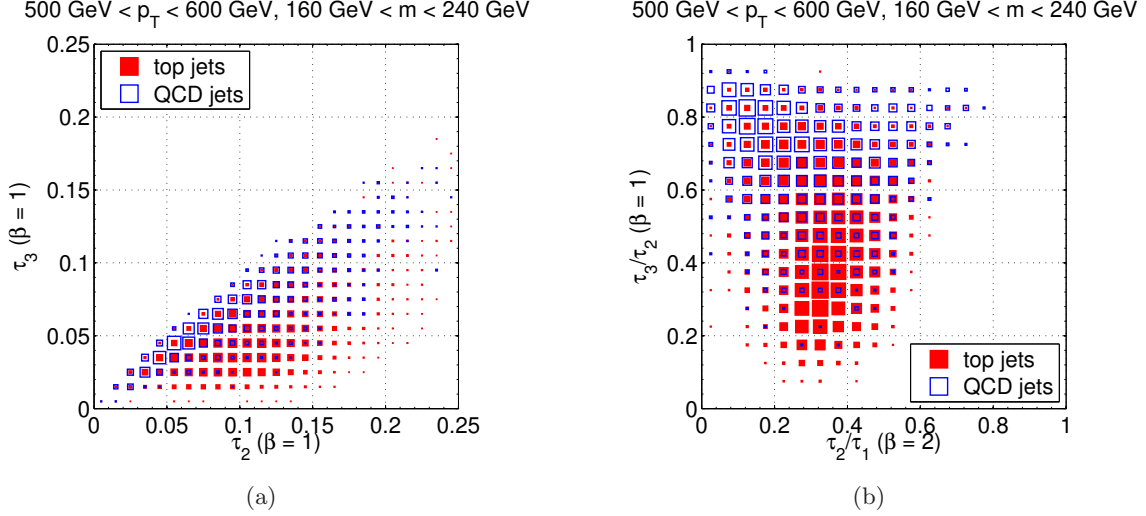


Figure 10. Density plots in the (a) $\tau_2^{(1)}$ vs. $\tau_3^{(1)}$ plane and (b) $\tau_2^{(2)}/\tau_1^{(2)}$ vs. $\tau_3^{(1)}/\tau_2^{(1)}$ plane for boosted top and QCD jets. The selection criteria are the same as in Fig. 7. While a linear cut on the $\tau_3^{(1)}/\tau_2^{(1)}$ ratio is clearly an effective boosted top tagger, there is additional information in other N -subjettiness variables that can be used in a multivariate method.

extension of the one-dimensional one-sided cut $\tau_3^{(1)}/\tau_2^{(1)} < c$. The Fisher discriminant uses multi-dimensional information to form a linear one-sided cut:

$$\vec{L} \cdot \vec{X} < c, \quad (4.1)$$

where \vec{X} is a vector of jet characteristics, such as N -subjettiness values and jet mass, while \vec{L} encodes the linear weights of each of these attributes. In a geometric language, the goal of a Fisher discriminant is to find the set of parallel hyperplanes (each one encoded by their own c parameter) defined by one normal vector \vec{L} which best separate the top jet signal from the QCD jet background in the space $\mathbb{R}^{\dim(X)}$.

The standard (but not necessarily optimal) way to choose \vec{L} is to take the $\vec{L} \cdot \vec{X}$ distributions for two different classes, and calculate the \vec{L} which maximizes the variance between the two classes compared to the variance within each class. We will instead use a modified Fisher discriminant [64], which is better suited for defining efficiency/rejection curves:

$$\vec{L} = (\Sigma_{\text{QCD}} + \gamma \Sigma_{\text{top}})^{-1} (\vec{\mu}_{\text{QCD}} - \vec{\mu}_{\text{top}}), \quad (4.2)$$

where Σ are the covariance matrices and $\vec{\mu}$ are the mean vectors for the variables in \vec{X} . The standard Fisher discriminant takes $\gamma = 1$, but we found that lower values of γ were preferred for tagging performance, especially if $\tau_3^{(1)}/\tau_2^{(1)}$ is one of the variables in \vec{X} .

As an instructive example, we include the following N -subjettiness variables and ratios to define a discriminant:

$$\tau_1^{(1)}, \quad \tau_2^{(1)}, \quad \tau_3^{(1)}, \quad \frac{\tau_2^{(1)}}{\tau_1^{(1)}}, \quad \frac{\tau_3^{(1)}}{\tau_2^{(1)}}, \quad \frac{\tau_2^{(2)}}{\tau_1^{(2)}}, \quad \frac{\tau_3^{(2)}}{\tau_2^{(2)}}. \quad (4.3)$$

Tagger	20% Efficiency	50% Efficiency
τ_3/τ_2	160 GeV < $m_{\text{jet}} < 240$ GeV	
	$\tau_3/\tau_2 < c$	
	$c = 0.384$	$c = 0.680$
multivariate τ_N	160 GeV < $m_{\text{jet}} < 280$ GeV	
	$\vec{L} \cdot \vec{X} < c$	
	$\vec{L} = [2.30, -5.85, -1.89, 6.21, 7.25, -5.35, -0.86, 1.61, -14.07]$	
	$\vec{X} = \left[\tau_1^{(1)}, \tau_2^{(1)}, \tau_3^{(1)}, \frac{\tau_2^{(1)}}{\tau_1^{(1)}}, \frac{\tau_3^{(1)}}{\tau_2^{(1)}}, \frac{\tau_2^{(2)}}{\tau_1^{(2)}}, \frac{\tau_3^{(2)}}{\tau_2^{(2)}}, \left(\frac{\Delta m}{m}\right)_+, \left(\frac{\Delta m}{m}\right)_- \right]$	
	$c = 3.51$	$c = 5.29$

Table 3. Optimized parameters for the N -subjettiness taggers at different working points. These parameters are used for the results in Table 2. Both the τ_3/τ_2 method and the multivariate method make use of a linear one-sided cut. The parameters for the modified Fisher discriminant were obtained from Eq. (4.2) with $\gamma = 0.7$.

In addition, we include jet mass information in the variables

$$\left(\frac{\Delta m}{m}\right)_+ \equiv \max\left\{\frac{m_{\text{jet}} - m_{\text{top}}}{m_{\text{top}}}, 0\right\}, \quad \left(\frac{\Delta m}{m}\right)_- \equiv \min\left\{\frac{m_{\text{jet}} - m_{\text{top}}}{m_{\text{top}}}, 0\right\}, \quad (4.4)$$

where we have separated out jet mass values above and below the top mass in order to effectively adjust the top mass window. Note that if the goal is to obtain a function $\vec{L} \cdot \vec{X}$ which works for a variety of operating efficiencies, the Fisher discriminant is not always improved by adding additional variables. In particular, we found more uniform performance across the whole efficiency/rejection curve by not including $\tau_N^{(2)}$ values nor jet p_T . We also found that performance was improved by first applying a uniform cut on jet mass $160 \text{ GeV} < m_{\text{jet}} < 280 \text{ GeV}$.¹⁴

Applying Eq. (4.2) with $\gamma = 0.7$, we found the linear coefficients \vec{L} listed in Table 3. A plot of $\vec{L} \cdot \vec{X}$ appears in Fig. 11 which shows excellent signal/background separation. With these parameters, a sliding cut on $\vec{L} \cdot \vec{X}$ defines the efficiency curves in Fig. 12. Compared to the simple $\tau_3^{(1)}/\tau_2^{(1)}$ cut in Sec. 4.2, we see about a 20% decrease in the mistag rate for fixed efficiency. Table 2 tests the performance of the Fisher discriminant between HERWIG and PYTHIA, and we see that the relative improvement in using a multivariate method is consistent between the programs. Finally, we compare the multivariate τ_N selection to other top taggers in Fig. 1, where we again see fantastic performance.

¹⁴Including jets with masses below 160 GeV threw off the determination of \vec{L} and thus the tagging efficiency (even though we use jet mass information in \vec{L}). We suspect that QCD jets at lower jet masses have a distinctly different covariance matrix, making it difficult to obtain high-purity signal separation.

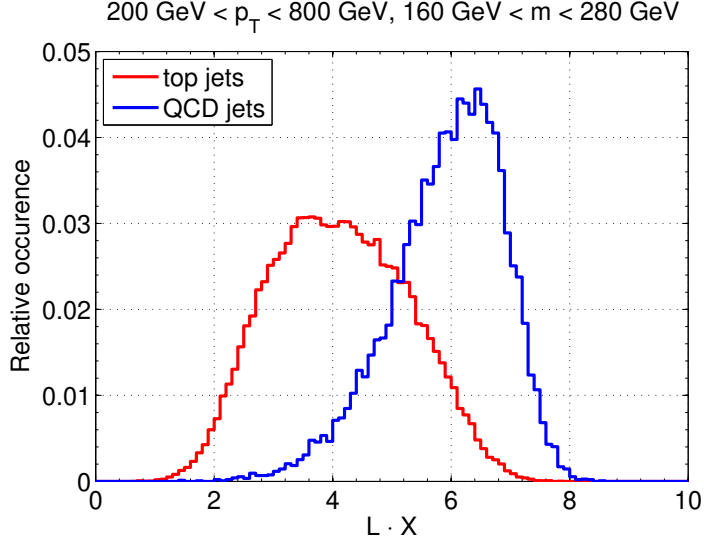


Figure 11. Plot of the linear discriminant $\vec{L} \cdot \vec{X}$ for boosted top and QCD jets. The value of \vec{L} is given in Table 3, and a top mass window $160 \text{ GeV} < m_{\text{jet}} < 280 \text{ GeV}$ has already been applied. This linear discriminant has more separation power than the $\tau_3^{(1)}/\tau_2^{(1)}$ variable in Fig. 8(c).

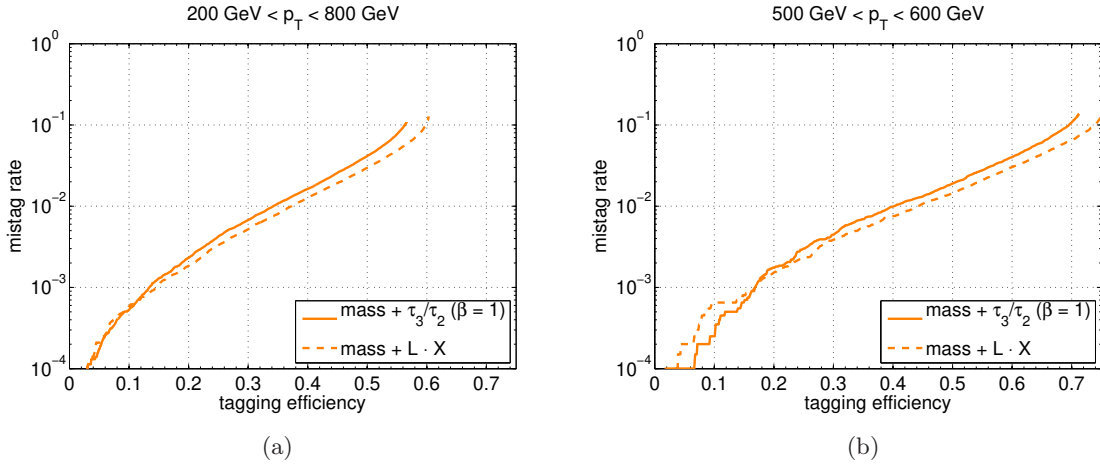


Figure 12. Efficiency/mistag curves for the linear discriminant. Here, we compare a cut on $\tau_3^{(1)}/\tau_2^{(1)}$ to a cut on $\vec{L} \cdot \vec{X}$, and find roughly a 20% improvement in the mistag rate for fixed efficiency, though the simple $\tau_3^{(1)}/\tau_2^{(1)}$ cut performs better as very small mistag rate. These are the same curves that appear in Fig. 1, albeit with a different range on the vertical axis to highlight the small mistag rate region.

5 N-jettiness as a Jet Algorithm

The minimization procedure in Sec. 3 for individual jets can be extended to the full event, thus minimizing (some version of) N -jettiness [34]. The axes and regions determined by this procedure would then define a jet algorithm, with the important caveat that the number of jets is fixed at N . Here, we briefly sketch how such an algorithm might be used at a hadron collider, leaving a more complete study to future work.

5.1 Previous Literature

The idea of using minimization to define jets is not new, and we will briefly mention some of the previous literature. Cluster optimization is a rich area of study in computer science, but has only been used in limited cases for jet physics.

The most basic example is in e^+e^- collisions, where the axis which minimizes thrust is used to define a hemisphere jet algorithm. To our knowledge, the first use of the k -means clustering algorithm as a jet finder was given in Ref. [65], where two all-hadronic channels with fixed jet multiplicity were studied, $e^+e^- \rightarrow t\bar{t}$ ($N = 6$) and $e^+e^- \rightarrow W^+W^-$ ($N = 4$). Jet finding can be seen more generally as an optimization problem, with different optimization measures proposed in Refs. [66–72].

The most well-known application of minimization for jets is in iterative cone finding. Stable cones are cones for which the jet axis and the jet 3-momentum are aligned. The procedure outlined in Ref. [73] for finding stable cones (in the p_T scheme) is equivalent to minimizing

$$\tau_1^{(2)}(R_0) = \sum_i p_{T,i} \min\{\Delta R_{1,i}^2, R_0^2\}, \quad (5.1)$$

which the reader will recognize as (unnormalized) 1-subjettiness with the thrust measure ($\beta = 2$) and an additional R_0 cutoff. The choice $\beta = 2$ is important since only then does the minimization criterion for $\tau_1(R_0)$ enforce jet axis/momentum alignment (see Eq. (3.3)). Of course, stable cone finding by itself is not sufficient for defining a jet algorithm because cones generically overlap, so iterative cone finding is usually augmented with a split-merge procedure.

Note that $\tau_1^{(2)}(R_0)$ does not have a monotonically increasing first derivative in radial directions, so it generically has many local minima (see Sec. 3.3), leading to the famous problems of infrared safety of seeded cone algorithms (see Refs. [2, 74] for a review). Interestingly, the anti- k_T algorithm [1] acts like an idealized cone algorithm when applied to only the hardest jet in an event, and it tends to do an excellent job of minimizing $\tau_1^{(2)}(R_0)$ without any seeding problems.

5.2 Extension to N-jettiness

It is now straightforward to extend Eq. (5.1) to N -jettiness, and thereby use minimization to define a fixed N jet cone algorithm for hadronic collisions. Including both a jet radius cutoff

R_0 and a beam pseudorapidity cut η_0 , one possible definition of N -jettiness is:

$$\tau_N^{(\beta,\gamma)}(R_0, \eta_0) = \sum_i p_{T,i} \min \left\{ \left(\exp \frac{-\eta_i}{\eta_0} \right)^\gamma, \left(\exp \frac{\eta_i}{\eta_0} \right)^\gamma, \left(\frac{\Delta R_{1,i}}{R_0} \right)^\beta, \dots, \left(\frac{\Delta R_{N,i}}{R_0} \right)^\beta, 1 \right\}. \quad (5.2)$$

The first two entries in the minimum are “beam measures”, the next N entries are “jet measures”, and the final entry defines unclustered momentum. The exponents γ and β are angular weighting exponents for the beam measure and the jet measure, respectively, and the choice $\beta = 2$ and $\gamma = \infty$ is similar in spirit to traditional iterative cone finding with hard cutoffs on R_0 and η_0 .

While there are a number of different distance measures that could be used to define N -jettiness, this one is well-suited for hadronic collisions, since it is boost invariant along the beam axis and yields circular cones in rapidity/azimuth. The quantity $\tau_N(R_0, \eta_0)$ corresponds roughly to unclustered p_T , so minimizing $\tau_N(R_0, \eta_0)$ is essentially maximizing the amount of radiation contained in N cones. Unlike iterative cone algorithms which require a split-merge procedure, minimizing N -jettiness automatically splits overlapping cones at the Voronoi edges.¹⁵ Of course, one could define the jets entirely by the Voronoi regions by taking R_0 to be very large.

The minimization procedure for $\tau_N(R_0, \eta_0)$ is nearly identical to Sec. 3.1 with one important change. At each stage of the iteration, the only particles which participate in the axes update step are those for which the jet measure is smallest. In this way, the beam measure and R_0 affect which particles can be clustered into jets, but not the way in which they are clustered. As in Sec. 3.1, different values for β require different update steps.

In preliminary studies, we find that the jet regions determined by N -jettiness are very similar to the N hardest jets returned by the anti- k_T algorithm.¹⁶ Fig. 13 shows an event display where the anti- k_T region for $R = 1.0$ is closely aligned with the Voronoi regions defined by $\tau_2^{(2,\infty)}$ with $R_0 = 1.0$ and $\eta_0 = 5.0$. However, there is a crucial difference: for any process with well-separated jets, 2-jettiness yields two perfect cones by definition, whereas the anti- k_T jet areas can be modified by the presence of a nearby third jet (even if only two jets are studied). For $\beta = 1$, the jet axis can move substantially, though the actual jet constituents are quite similar.

We can quantify the difference between the anti- k_T jets and the N -jettiness jets using the BOOST2010 samples. As demonstrated in Fig. 14, the two hardest jets determined by anti- k_T are closely aligned with the axes found by 2-jettiness minimization with $\beta = 2$ ($\Delta R \lesssim 0.02$), and the p_T of the resulting jets are quite similar ($|\Delta p_T|/p_T \lesssim 0.05$). However, there is a tail to the distribution where the anti- k_T jets have smaller p_T than the N -jettiness jets, due to the presence of a nearby third jet. As expected, there is a much larger change in the jet direction

¹⁵It is also possible to further generalize the definition of N -subjettiness (and the minimization algorithm) to include “fuzzy edges” through partial assignment of particles to clusters. Instead of using absolute Voronoi assignment, one could assign a particle to all clusters but with normalized weight factors that are negatively correlated with the distance to the respective cluster centers, similar to Ref. [70].

¹⁶We in fact use the anti- k_T jets (plus noise) as the seed axes for the minimization procedure.

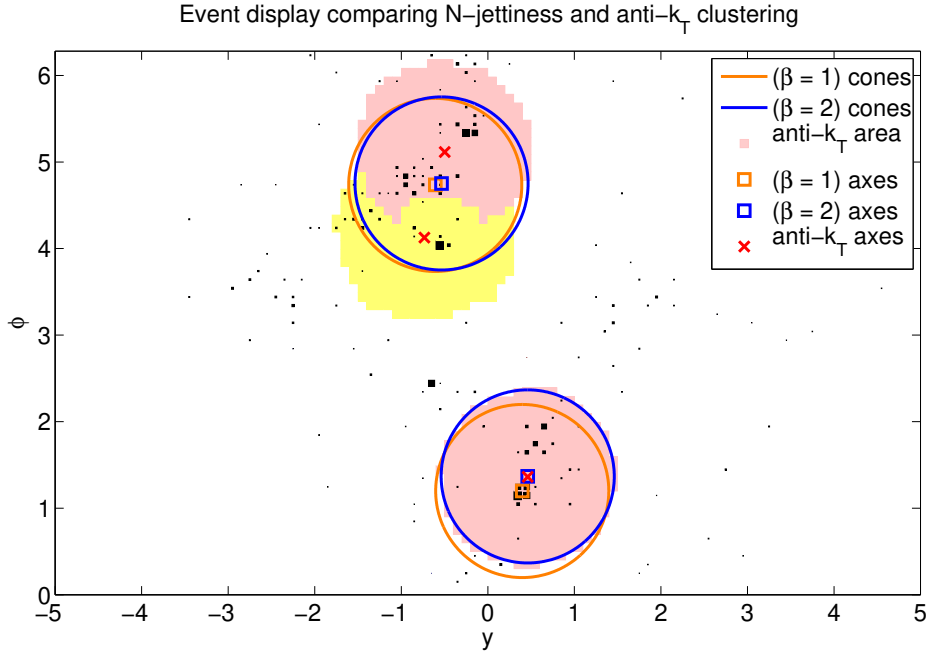


Figure 13. A boosted $t\bar{t}$ event display comparing the 2-jettiness minimization procedure for $\beta = 1$ and $\beta = 2$ to the anti- k_T jet algorithm. All three methods use $R = 1.0$. 2-jettiness yields perfectly circular cones, while the two hardest anti- k_T jets can be modified by the presence of a third jet. The cluster of particles in the lower half of the figure is arranged into jets of $p_T = 233/231/231$ GeV for the three respective methods ($\beta = 1/\beta = 2/\text{anti-}k_T$). The anti- k_T and $\beta = 2$ axes are well-aligned for this jet, while the $\beta = 1$ axis is offset from the former two. The cluster of particles in the top half of the figure has jets of $p_T = 235/226$ GeV for the $\beta = 1/\beta = 2$ cones and is split into two jets of $p_T = 167$ GeV (red) and $p_T = 103$ GeV (yellow) with the anti- k_T algorithm.

for $\beta = 1$ (though the actual p_T of the jet is rather stable), and this difference may be useful for studying jet systematics. In particular, note that Δp_T between anti- k_T and $\beta = 1$ jets is roughly symmetric about zero. For identifying moderately boosted tops, Fig. 15 shows how the top decay products are more likely to be clustered into the same jet with 2-jettiness minimization compared to the anti- k_T algorithm.

5.3 Discussion

There are a number of potential benefits with using N -jettiness as a jet algorithm. First, as advocated in Ref. [34], N -jettiness is a way to define exclusive N -jet samples, and there is a growing interest in calculating (and resumming) N -jettiness distributions [75–79]. Second, for inclusive N -jet samples, minimizing τ_N simultaneously determines the jet regions and gives a quality measure for the jet reconstruction (namely τ_N itself, corresponding roughly to unclustered p_T). Third, unlike traditional iterative cone finding, N -jettiness automatically incorporates a “split-merge step” into the cone finding. In particular, the stable cones found

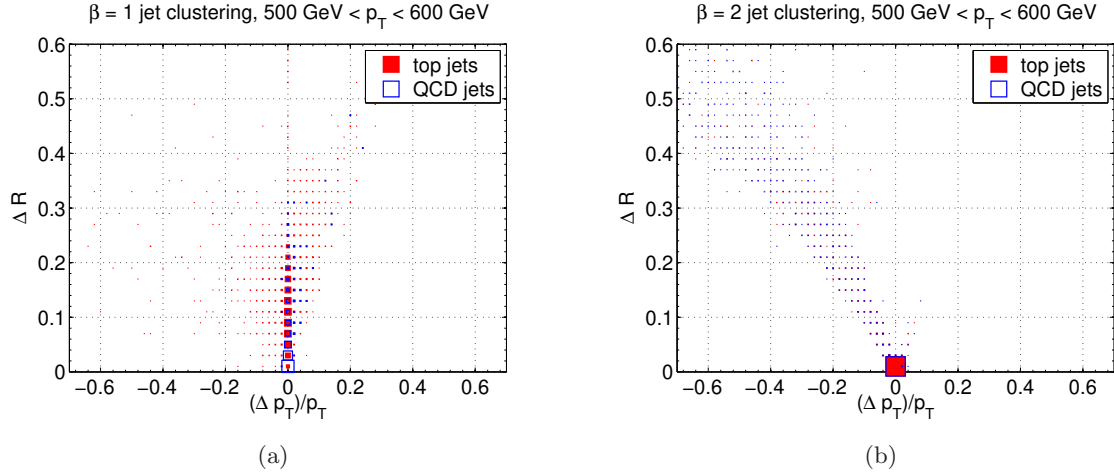


Figure 14. Comparison of the two hardest jets found with anti- k_T to the jets found with 2-jettiness minimization. The $500 \text{ GeV} < p_T < 600 \text{ GeV}$ event samples are used without any cut on the jet mass. Shown is the ΔR difference in the jet axes compared to the fractional difference in p_T (anti- k_T minus N -jettiness, divided by anti- k_T). Left: τ_N minimization with $\beta = 1$. The jet broadening measure does not require the jet axis to align with the momentum axis, but the resulting jets have comparable p_T . Right: τ_N minimization with $\beta = 2$. Both the thrust measure and the anti- k_T algorithm enforce jet axis/momentum alignment, yielding small ΔR separation. There is, however, a tail region where a third jet is identified by anti- k_T , decreasing the p_T of the second hardest jet.

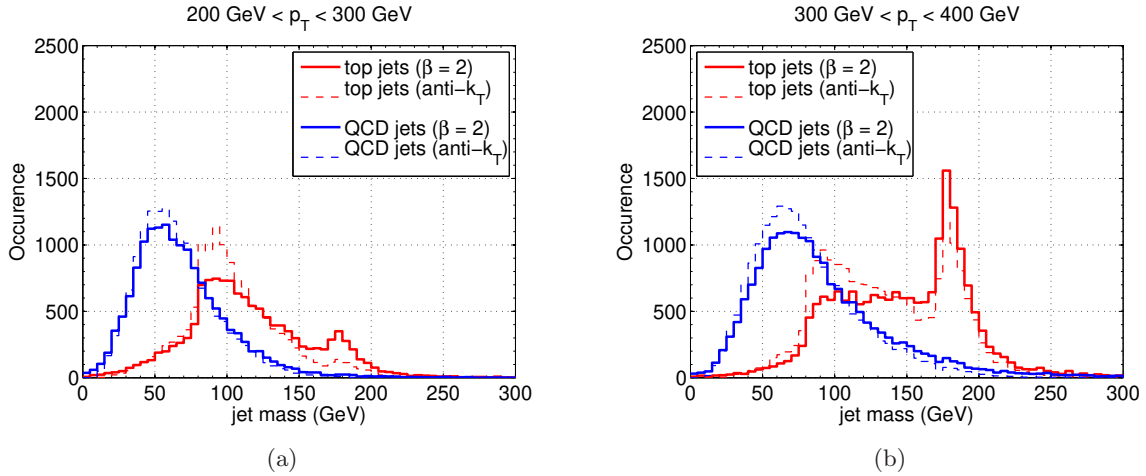


Figure 15. Invariant mass of jets found with 2-jettiness minimization and the anti- k_T algorithm for low to moderate parton p_T . For $200 \text{ GeV} < p_T < 300 \text{ GeV}$ in (a), the top mass peak is more than twice as prominent for 2-jettiness jets than for anti- k_T jets. For $300 \text{ GeV} < p_T < 400 \text{ GeV}$ in (b), the beneficial effect on top mass reconstruction is less pronounced though still significant. For parton p_T greater than 400 GeV , where the decay products are more collimated, the effect disappears. The 2-jettiness jets were found with $\beta = 2$ minimization with the two hardest anti- k_T jets used as seeds (no noise added to the coordinates).

in N -jettiness include “recoil”, meaning that (for $\beta = 2$) the jet axis and the jet 3-momentum are aligned even when cones collide, a behavior that is similar to anti- k_T .¹⁷ Finally, the angular exponents β and γ have no known analog in traditional jet algorithms, and adjusting their values may be useful to test the robustness of jet finding. The jet broadening measure ($\beta = 1$) is particularly intriguing given its power for boosted object tagging and its novelty relative to standard jet algorithms.

There are also a number of challenges for using N -jettiness as a jet algorithm. From an algorithmic point of view, N -jettiness minimization yields well-defined jets as long as the global minimum for τ_N is found, but just like for the k -means algorithm, finding the global minimum can be challenging. The iterative procedure in Sec. 3.1 often converges to a local minimum for poorly chosen seeds, especially with the R_0 cut. For practical purposes, it may be necessary to use an infrared/collinear safe method (such as anti- k_T) to determine seed axes, and then be satisfied with finding a local minimum. Though not a major concern with modern computers, N -jettiness minimization is significantly slower than recursive clustering, especially with a large number of particles. From a physics point of view, the fact that N is fixed means that this algorithm does not define non-overlapping N -jet samples. For analyses where the number of jets is known ahead of time, this is not an issue, but for more general searches this may be a liability.

In the context of boosted hadronic objects, the fact that the number of cones is fixed at N suggests a way to smoothly interpolate between traditional jet studies and jet substructure. For example, minimizing 6-jettiness on a boosted $t\bar{t}$ sample could in principle find all of the top constituents in both the boosted and non-boosted regimes. In practice, this procedure is complicated by initial state radiation (ISR), since when minimizing N -jettiness, there is competition between splitting a fat jet into smaller jets and trying to minimize unclustered p_T by identifying ISR jets. Such competition could be alleviated by using ($> N$)-jettiness, at the expense of complicating the analysis.

6 Conclusions

Jets are an important probe of short distance physics, as they offer a window to phenomena beyond the standard model. The goal of jet substructure techniques is to maximize the physics reach for jets, and these “fat jet” methods are helpful for exploring extreme kinematic regimes with boosted hadronic resonances.

In this context, N -subjettiness is a particularly interesting jet shape, since it directly measures the N -prong nature of a jet. As originally defined in Ref. [33], N -subjettiness required external input to determine the N candidate subjet directions, and therefore had residual algorithmic dependence. In this paper, we have shown how a modified version of the k -means clustering algorithm can be generalized to minimize $\tilde{\tau}_N$, and the minimum value of N -subjettiness is then a true jet shape.

¹⁷Note that anti- k_T and N -jettiness have different ways of dealing with overlapping cones, with N -jettiness splitting jets democratically in area while anti- k_T preferentially allowing the harder jets to remain circular.

Using the BOOST2010 benchmarks, we have shown that N -subjettiness is a successful boosted top tagger, validating the preliminary study in Ref. [33]. The ratio τ_3/τ_2 is an effective discriminant between top jets and QCD jets, especially if one uses the jet broadening measure ($\beta = 1$) and our minimization technique. Additional discrimination power is possible using multivariate techniques, and a modified Fisher discriminant incorporating jet mass, τ_N , and τ_N/τ_{N-1} is particularly promising. It would be interesting to study whether other top tagging methods could be improved with τ_N information, and to test the performance of $\tilde{\tau}_N$ minimization on boosted 2-prong objects like W , Z , or Higgs bosons.

Finally, the procedure to minimize N -subjettiness on a single jet can be used to minimize N -jettiness on an entire event. This allows N -jettiness to define a fixed N cone jet algorithm. While there have been a few attempts in the past to define jets in terms of minimization or optimization, N -jettiness has the benefit that it is closely related to well-understood iterative cone algorithms, but does not suffer from the ambiguities of split-merge procedures. The fact that N -jettiness includes an adjustable angular weighting exponent may prove useful, as one could interpolate between standard $\beta = 2$ weighting and more exotic $\beta = 1$ weighting. As the LHC continues to explore new (and old) physics with jets, we are encouraged by this interesting connection between jet substructure observables and jet finding algorithms.

Acknowledgments

We thank Richard Cavanaugh, Nicholas Dunn, Stephen Ellis, Christopher Lee, Elliot Lipeles, David Miller, Salvatore Rappoccio, Iain Stewart, Frank Tackmann, and Christopher Vermilion for helpful physics conversations. We also thank Christian Therkelsen, Colin Hom, and David Witmer for helpful advice on algorithms. Portions of the work are based on the MIT senior thesis of K.V.T., which was selected for a 2011 Joel Matthew Orloff Award by the MIT Department of Physics. This work was supported in part by the National Science Foundation under Grant No. 1066293 and the hospitality of the Aspen Center for Physics. J.T. is supported by the U.S. Department of Energy under the Early Career research program DE-FG02-11ER-41741 as well as under cooperative research agreement DE-FG02-05ER-41360.

References

- [1] M. Cacciari, G. P. Salam, and G. Soyez, *The Anti- $k(t)$ jet clustering algorithm*, *JHEP* **0804** (2008) 063, [[arXiv:0802.1189](#)].
- [2] G. P. Salam, *Towards Jetography*, *Eur.Phys.J.* **C67** (2010) 637–686, [[arXiv:0906.1833](#)].
- [3] **ATLAS** Collaboration, G. Aad *et. al.*, *Search for new phenomena with the monojet and missing transverse momentum signature using the ATLAS detector in $\sqrt{s} = 7$ TeV proton-proton collisions*, [arXiv:1106.5327](#).
- [4] **CMS** Collaboration, S. Chatrchyan *et. al.*, *Search for New Physics with a Mono-Jet and Missing Transverse Energy in pp Collisions at $\sqrt{s} = 7$ TeV*, [arXiv:1106.4775](#).

- [5] **ATLAS** Collaboration, G. Aad *et. al.*, *Search for New Physics in Dijet Mass and Angular Distributions in pp Collisions at $\sqrt{s} = 7$ TeV Measured with the ATLAS Detector*, *New J.Phys.* **13** (2011) 053044, [[arXiv:1103.3864](#)].
- [6] **CMS** Collaboration, S. Chatrchyan *et. al.*, *Search for Resonances in the Dijet Mass Spectrum from 7 TeV pp Collisions at CMS*, [arXiv:1107.4771](#).
- [7] **ATLAS** Collaboration, G. Aad *et. al.*, *Search for squarks and gluinos using final states with jets and missing transverse momentum with the ATLAS detector in $\sqrt{s} = 7$ TeV proton-proton collisions*, *Phys.Lett.* **B701** (2011) 186–203, [[arXiv:1102.5290](#)].
- [8] **CMS** Collaboration, S. Chatrchyan *et. al.*, *Search for New Physics with Jets and Missing Transverse Momentum in pp collisions at $\sqrt{s} = 7$ TeV*, [arXiv:1106.4503](#).
- [9] **CMS** Collaboration, *Jet substructure algorithms*, Tech. Rep. CMS-PAS-JME-10-013, 2011.
- [10] **CMS** Collaboration, *Search for bsm $t\bar{t}$ production in the boosted all-hadronic final state*, tech. rep., 2011.
- [11] **ATLAS** Collaboration, *Measurement of jet mass and substructure for inclusive jets in $s = 7$ tev pp collisions with the atlas experiment*, Tech. Rep. ATLAS-CONF-2011-073, CERN, Geneva, May, 2011.
- [12] **DO** Collaboration, V. M. Abazov *et. al.*, *Measurement of color flow in $t\bar{t}$ events from $p\bar{p}$ collisions at $\sqrt{s} = 1.96$ TeV*, *Phys.Rev.* **D83** (2011) 092002, [[arXiv:1101.0648](#)].
- [13] **CDF** Collaboration, T. Aaltonen *et. al.*, *Study of Substructure of High Transverse Momentum Jets Produced in Proton-Antiproton Collisions at $\sqrt{s} = 1.96$ TeV*, [arXiv:1106.5952](#).
- [14] A. Abdesselam, E. Kuutmann, U. Bitenc, G. Brooijmans, J. Butterworth, *et. al.*, *Boosted objects: A Probe of beyond the Standard Model physics*, *Eur.Phys.J.* **C71** (2011) 1661, [[arXiv:1012.5412](#)]. Long author list - awaiting processing.
- [15] M. H. Seymour, *Searches for new particles using cone and cluster jet algorithms: A Comparative study*, *Z.Phys.* **C62** (1994) 127–138.
- [16] J. Butterworth, B. Cox, and J. R. Forshaw, *WW scattering at the CERN LHC*, *Phys.Rev.* **D65** (2002) 096014, [[hep-ph/0201098](#)].
- [17] G. Brooijmans, *High pt hadronic top quark identification*, Tech. Rep. ATL-PHYS-CONF-2008-008. ATL-COM-PHYS-2008-001, CERN, Geneva, Jan, 2008.
- [18] J. Thaler and L.-T. Wang, *Strategies to Identify Boosted Tops*, *JHEP* **0807** (2008) 092, [[arXiv:0806.0023](#)].
- [19] D. E. Kaplan, K. Rehermann, M. D. Schwartz, and B. Tweedie, *Top Tagging: A Method for Identifying Boosted Hadronically Decaying Top Quarks*, *Phys.Rev.Lett.* **101** (2008) 142001, [[arXiv:0806.0848](#)].
- [20] T. Plehn, G. P. Salam, and M. Spannowsky, *Fat Jets for a Light Higgs*, *Phys.Rev.Lett.* **104** (2010) 111801, [[arXiv:0910.5472](#)].
- [21] T. Plehn, M. Spannowsky, M. Takeuchi, and D. Zerwas, *Stop Reconstruction with Tagged Tops*, *JHEP* **1010** (2010) 078, [[arXiv:1006.2833](#)].
- [22] L. G. Almeida, S. J. Lee, G. Perez, G. F. Sterman, I. Sung, *et. al.*, *Substructure of high- p_T Jets*

- at the LHC, *Phys.Rev.* **D79** (2009) 074017, [[arXiv:0807.0234](#)].
- [23] J. Gallicchio and M. D. Schwartz, *Seeing in Color: Jet Superstructure*, *Phys.Rev.Lett.* **105** (2010) 022001, [[arXiv:1001.5027](#)].
- [24] A. Hook, M. Jankowiak, and J. G. Wacker, *Jet Dipolarity: Top Tagging with Color Flow*, [arXiv:1102.1012](#).
- [25] M. Jankowiak and A. J. Larkoski, *Jet Substructure Without Trees*, *JHEP* **1106** (2011) 057, [[arXiv:1104.1646](#)].
- [26] J. M. Butterworth, A. R. Davison, M. Rubin, and G. P. Salam, *Jet substructure as a new Higgs search channel at the LHC*, *Phys.Rev.Lett.* **100** (2008) 242001, [[arXiv:0802.2470](#)].
- [27] S. D. Ellis, C. K. Vermilion, and J. R. Walsh, *Techniques for improved heavy particle searches with jet substructure*, *Phys.Rev.* **D80** (2009) 051501, [[arXiv:0903.5081](#)].
- [28] S. D. Ellis, C. K. Vermilion, and J. R. Walsh, *Recombination Algorithms and Jet Substructure: Pruning as a Tool for Heavy Particle Searches*, *Phys.Rev.* **D81** (2010) 094023, [[arXiv:0912.0033](#)].
- [29] D. Krohn, J. Thaler, and L.-T. Wang, *Jet Trimming*, *JHEP* **1002** (2010) 084, [[arXiv:0912.1342](#)].
- [30] D. E. Soper and M. Spannowsky, *Combining subjet algorithms to enhance ZH detection at the LHC*, *JHEP* **1008** (2010) 029, [[arXiv:1005.0417](#)].
- [31] L. G. Almeida, S. J. Lee, G. Perez, G. Sterman, and I. Sung, *Template Overlap Method for Massive Jets*, *Phys.Rev.* **D82** (2010) 054034, [[arXiv:1006.2035](#)].
- [32] D. E. Soper and M. Spannowsky, *Finding physics signals with shower deconstruction*, [arXiv:1102.3480](#).
- [33] J. Thaler and K. Van Tilburg, *Identifying Boosted Objects with N-subjettiness*, *JHEP* **1103** (2011) 015, [[arXiv:1011.2268](#)].
- [34] I. W. Stewart, F. J. Tackmann, and W. J. Waalewijn, *N-Jettiness: An Inclusive Event Shape to Veto Jets*, *Phys.Rev.Lett.* **105** (2010) 092002, [[arXiv:1004.2489](#)].
- [35] C. F. Berger, T. Kucs, and G. F. Sterman, *Event shape / energy flow correlations*, *Phys.Rev.* **D68** (2003) 014012, [[hep-ph/0303051](#)].
- [36] S. D. Ellis, C. K. Vermilion, J. R. Walsh, A. Hornig, and C. Lee, *Jet Shapes and Jet Algorithms in SCET*, *JHEP* **1011** (2010) 101, [[arXiv:1001.0014](#)].
- [37] J.-H. Kim, *Rest Frame Subjet Algorithm With SISCone Jet For Fully Hadronic Decaying Higgs Search*, *Phys.Rev.* **D83** (2011) 011502, [[arXiv:1011.1493](#)].
- [38] C. Englert, T. S. Roy, and M. Spannowsky, *Ditau jets in Higgs searches*, [arXiv:1106.4545](#).
- [39] Y. Bai and J. Shelton, *Composite Octet Searches with Jet Substructure*, [arXiv:1107.3563](#).
- [40] S. Catani, Y. L. Dokshitzer, M. Seymour, and B. Webber, *Longitudinally invariant K_t clustering algorithms for hadron hadron collisions*, *Nucl.Phys.* **B406** (1993) 187–224.
- [41] S. D. Ellis and D. E. Soper, *Successive combination jet algorithm for hadron collisions*, *Phys.Rev.* **D48** (1993) 3160–3166, [[hep-ph/9305266](#)].

- [42] S. P. Lloyd, *Least squares quantization in pcm*, *IEEE Transactions on Information Theory* **28** (1982) 129–137.
- [43] E. Farhi, *A QCD Test for Jets*, *Phys.Rev.Lett.* **39** (1977) 1587–1588.
- [44] S. Catani, G. Turnock, and B. Webber, *Jet broadening measures in e^+e^- annihilation*, *Phys.Lett.* **B295** (1992) 269–276.
- [45] C. Ding, D. Zhou, X. He, and H. Zha, *R1-pca: rotational invariant l1-norm principal component analysis for robust subspace factorization*, in *Proceedings of the 23rd international conference on Machine learning*, ICML '06, (New York, NY, USA), pp. 281–288, ACM, 2006.
- [46] M. Cacciari, G. P. Salam, and G. Soyez. <http://www.fastjet.fr>.
- [47] M. Cacciari and G. P. Salam, *Dispelling the N^3 myth for the k_t jet-finder*, *Phys.Lett.* **B641** (2006) 57–61, [[hep-ph/0512210](http://arxiv.org/abs/hep-ph/0512210)].
- [48] J. Gallicchio and M. D. Schwartz, *Quark and Gluon Tagging at the LHC*, [arXiv:1106.3076](http://arxiv.org/abs/1106.3076).
- [49] Y. L. Dokshitzer, G. Leder, S. Moretti, and B. Webber, *Better jet clustering algorithms*, *JHEP* **9708** (1997) 001, [[hep-ph/9707323](http://arxiv.org/abs/hep-ph/9707323)].
- [50] M. Wobisch and T. Wengler, *Hadronization corrections to jet cross-sections in deep inelastic scattering*, [hep-ph/9907280](http://arxiv.org/abs/hep-ph/9907280).
- [51] J. M. Butterworth, J. P. Couchman, B. E. Cox, and B. M. Waugh, *KtJet: A C++ implementation of the $K(T)$ clustering algorithm*, *Comput. Phys. Commun.* **153** (2003) 85–96, [[hep-ph/0210022](http://arxiv.org/abs/hep-ph/0210022)].
- [52] T. Sjostrand, S. Mrenna, and P. Z. Skands, *PYTHIA 6.4 Physics and Manual*, *JHEP* **0605** (2006) 026, [[hep-ph/0603175](http://arxiv.org/abs/hep-ph/0603175)].
- [53] T. Sjostrand, S. Mrenna, and P. Z. Skands, *A Brief Introduction to PYTHIA 8.1*, *Comput.Phys.Commun.* **178** (2008) 852–867, [[arXiv:0710.3820](http://arxiv.org/abs/0710.3820)].
- [54] G. Corcella, I. Knowles, G. Marchesini, S. Moretti, K. Odagiri, *et. al.*, *HERWIG 6.5 release note*, [hep-ph/0210213](http://arxiv.org/abs/hep-ph/0210213).
- [55] J. Butterworth, J. R. Forshaw, and M. Seymour, *Multiparton interactions in photoproduction at HERA*, *Z.Phys.* **C72** (1996) 637–646, [[hep-ph/9601371](http://arxiv.org/abs/hep-ph/9601371)].
- [56] **ATLAS** Collaboration, *Atlas monte carlo tunes for mc09*, Tech. Rep. ATL-PHYS-PUB-2010-002, CERN, Geneva, Mar, 2010.
- [57] P. Z. Skands, *Tuning Monte Carlo Generators: The Perugia Tunes*, *Phys.Rev.* **D82** (2010) 074018, [[arXiv:1005.3457](http://arxiv.org/abs/1005.3457)].
- [58] **CMS** Collaboration, *A cambridge-aachen (c-a) based jet algorithm for boosted top-jet tagging*, Tech. Rep. CMS-PAS-JME-09-001, Jul, 2009.
- [59] **CMS** Collaboration, *Search for high mass tt resonances in the all-hadronic mode*, Tech. Rep. CMS-PAS-EXO-09-002, Jun, 2009.
- [60] S. Rappoccio, *A new top jet tagging algorithm for highly boosted top jets*, Tech. Rep. CMS-CR-2009-255. CERN-CMS-CR-2009-255, CERN, Geneva, Aug, 2009.
- [61] **ATLAS** Collaboration, *Prospects for top anti-top resonance searches using early atlas data.*, Tech. Rep. ATL-PHYS-PUB-2010-008, CERN, Geneva, Jul, 2010.

- [62] **ATLAS** Collaboration, *Reconstruction of high mass $t\bar{t}$ resonances in the lepton+jets channel*, Tech. Rep. ATL-PHYS-PUB-2009-081. ATL-COM-PHYS-2009-255, CERN, Geneva, May, 2009.
- [63] R. Fisher, *The Use of Multiple Measurements in Taxonomic Problems*, *Annals of Eugenics* **7-II** (1936) 179–188.
- [64] T. Anderson and R. Bahadur, *Classification into Two Multivariate Normal Distributions with Different Covariance Matrices*, *Annals of Math. Statistics* **33** (1962) 420–431.
- [65] S. Chekanov, *A New jet algorithm based on the k-means clustering for the reconstruction of heavy states from jets*, *Eur.Phys.J.* **C47** (2006) 611–616, [[hep-ph/0512027](#)].
- [66] C. Berger, E. L. Berger, P. Bhat, J. Butterworth, S. Ellis, *et. al.*, *Snowmass 2001: Jet energy flow project*, [hep-ph/0202207](#).
- [67] L. Angelini, P. De Felice, M. Maggi, G. Nardulli, L. Nitti, *et. al.*, *Jet analysis by deterministic annealing*, *Phys.Lett.* **B545** (2002) 315–322, [[hep-ph/0207032](#)].
- [68] L. Angelini, G. Nardulli, L. Nitti, M. Pellicoro, D. Perrino, *et. al.*, *Deterministic annealing as a jet clustering algorithm in hadronic collisions*, *Phys.Lett.* **B601** (2004) 56–63, [[hep-ph/0407214](#)].
- [69] D. Grigoriev, E. Jankowski, and F. Tkachov, *Towards a standard jet definition*, *Phys.Rev.Lett.* **91** (2003) 061801, [[hep-ph/0301185](#)].
- [70] D. Grigoriev, E. Jankowski, and F. Tkachov, *Optimal jet finder*, *Comput.Phys.Commun.* **155** (2003) 42–64, [[hep-ph/0301226](#)].
- [71] Y.-S. Lai and B. A. Cole, *Jet reconstruction in hadronic collisions by Gaussian filtering*, [arXiv:0806.1499](#).
- [72] I. Volobouev, *FFTJet: A Package for Multiresolution Particle Jet Reconstruction in the Fourier Domain*, [arXiv:0907.0270](#).
- [73] S. Ellis, J. Huston, and M. Tonnesmann, *On building better cone jet algorithms*, [hep-ph/0111434](#).
- [74] S. Ellis, J. Huston, K. Hatakeyama, P. Loch, and M. Tonnesmann, *Jets in hadron-hadron collisions*, *Prog.Part.Nucl.Phys.* **60** (2008) 484–551, [[arXiv:0712.2447](#)].
- [75] I. W. Stewart, F. J. Tackmann, and W. J. Waalewijn, *The Beam Thrust Cross Section for Drell-Yan at NNLL Order*, *Phys.Rev.Lett.* **106** (2011) 032001, [[arXiv:1005.4060](#)].
- [76] C. F. Berger, C. Marcantonini, I. W. Stewart, F. J. Tackmann, and W. J. Waalewijn, *Higgs Production with a Central Jet Veto at NNLL+NNLO*, *JHEP* **1104** (2011) 092, [[arXiv:1012.4480](#)].
- [77] T. T. Jouttenus, I. W. Stewart, F. J. Tackmann, and W. J. Waalewijn, *The Soft Function for Exclusive N-Jet Production at Hadron Colliders*, *Phys.Rev.* **D83** (2011) 114030, [[arXiv:1102.4344](#)].
- [78] C. W. Bauer, N. D. Dunn, and A. Hornig, *Subtractions for SCET Soft Functions*, [arXiv:1102.4899](#).
- [79] C. W. Bauer, F. J. Tackmann, J. R. Walsh, and S. Zuberi, *Factorization and Resummation for Dijet Invariant Mass Spectra*, [arXiv:1106.6047](#).