

# Helicity Asymmetry $E$ in $\vec{\gamma}\vec{p} \rightarrow \pi^+n$ with FROST

Steffen Strauch for the CLAS Collaboration

University of South Carolina, Columbia, SC 29208, USA

**Abstract.** The main objective of the FROST experiment at Jefferson Lab is the study of baryon resonances. The polarization observable  $E$  for the reaction  $\vec{\gamma}\vec{p} \rightarrow \pi^+n$  has been measured as part of this program. A circularly polarized tagged photon beam with energies from 0.35 to 2.35 GeV was incident on a longitudinally polarized frozen-spin butanol target. The final-state pions were detected with the CEBAF Large Acceptance Spectrometer. Preliminary polarization data agree fairly well with present SAID and MAID partial-wave analyses at low photon energies. In most of the covered energy range, however, significant deviations are observed. These discrepancies underline the crucial importance of polarization observables to further constrain these analyses.

**Keywords:** Meson production, Photoproduction reactions, Polarization in interactions and scattering, Partial-wave analysis

**PACS:** 13.60.Le, 25.20.Lj, 13.88.+e, 11.80.Et

## INTRODUCTION

Pion photoproduction has long been analyzed in order to extract the photodecay amplitudes associated with the  $N^*$  and  $\Delta^*$  resonances. To unambiguously determine the four complex reaction amplitudes a formally complete experiment requires the measurement of at least eight observables at each energy and angle; four of which need to be appropriately chosen double-spin observables [1]. However, the current database for pion photoproduction is populated mainly by unpolarized cross sections and single-spin observables. The present work represents a measurement of the double-polarization observable  $E$  in the  $\vec{\gamma}\vec{p} \rightarrow \pi^+n$  reaction of circularly polarized photons with longitudinally polarized protons. The polarized cross section is in this case given by [2]

$$\frac{d\sigma}{d\Omega} = \frac{d\sigma}{d\Omega_0} (1 - P_z P_\odot E), \quad (1)$$

where  $d\sigma/d\Omega_0$  is the unpolarized cross section;  $P_z$  and  $P_\odot$  are degrees of target and beam polarizations, respectively.

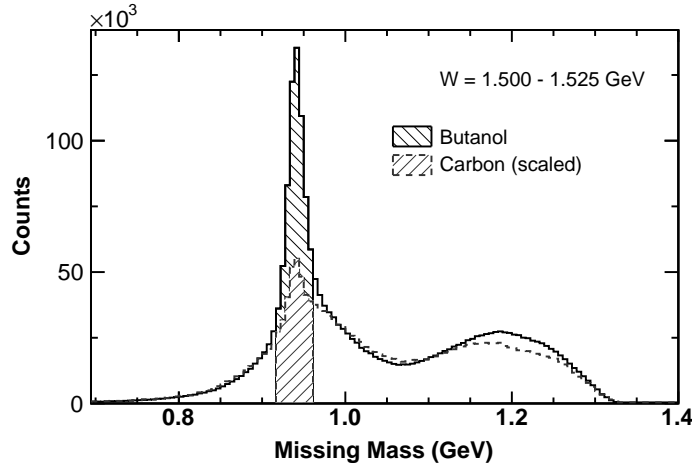
## EXPERIMENT

The double-polarization observable  $E$  was studied in the  $\vec{\gamma}\vec{p} \rightarrow \pi^+n$  reaction with the CEBAF Large Acceptance Spectrometer (CLAS) [3] at Thomas Jefferson National Accelerator Facility. Longitudinally polarized electrons with energies of 1.65 GeV and 2.48 GeV were incident on the thin radiator of the Hall-B Photon Tagger [4] and produced circularly-polarized tagged photons in the energy range between 0.35 GeV and 2.35 GeV. The circular polarization of the photon beam was determined from the

electron-beam polarization,  $P_e \approx 85\%$ , and the ratio of photon and incident electron energy [5]. The photon-helicity state changes with the electron-beam helicity, which was flipped pseudorandomly at a rate of 30 Hz. The electron beam-charge asymmetry was negligible. The collimated photon beam irradiated the Hall B Frozen-Spin butanol target. In this experiment the proton spin was aligned with the beam axis; the degree of proton polarization was on average about 80%. The target polarization decreased over time with a time constant of the order of 100 days. Typically, once per week the target was repolarized or the polarization direction flipped. Data were taken simultaneously on a  $^{12}\text{C}$  target to allow for the study of background contributions from photoproduction off bound nucleons in the butanol target. The  $^{12}\text{C}$  target was located a few centimeters downstream of the butanol target. The  $\vec{\gamma}\vec{p} \rightarrow \pi^+n$  reaction channel was identified by the missing-mass technique with the  $\pi^+$  meson detected in CLAS.

## RESULTS

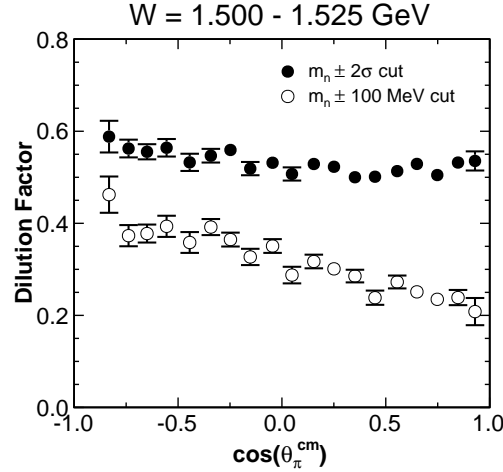
Figure 1 shows a typical missing mass distribution for events originating from the butanol target (solid histogram). The hatched region around the mass of the neutron,  $m_n$ , includes events from the  $\vec{\gamma}\vec{p} \rightarrow \pi^+n$  reaction as well as events from reactions on the unpolarized nuclei in the target,  $^4\text{He}$ ,  $^{12}\text{C}$ ,  $^{16}\text{O}$ . All of these events have been used in the analysis to calculate the experimental raw asymmetry between events for which the beam spin was aligned,  $N^+$ , or anti-aligned,  $N^-$ , with the spin of the target protons. The butanol missing-mass distribution is compared to the distribution of events from



**FIGURE 1.** Missing mass distribution in the  $\gamma p \rightarrow \pi^+X$  reaction for events originating in the butanol and  $^{12}\text{C}$  targets, respectively. The distribution from carbon has been scaled to fit the butanol distribution at low values of missing mass. The dark hatched region identifies events of the  $\gamma p \rightarrow \pi^+n$  reaction channel for which the dilution factor and the experimental raw asymmetry were extracted.

the  $^{12}\text{C}$  target (dashed histogram). The latter distribution was scaled to fit the butanol distribution at low missing mass where solely events from bound nucleons contribute. The fraction of events originating from  $^1\text{H}$  relative to the total number of events in the hatched region determines the dilution factor. It accounts for the suppression of

the asymmetry signal due to events originating from unpolarized bound protons. The dilution factor depends on the missing-mass range used in the analysis, the kinematics of the events, and the resolution of the detector. This is illustrated in Fig. 2 which shows an angular distribution of dilution factors for a given energy bin. The dilution factors for a more narrow missing-mass range,  $\pm 2\sigma$  of the neutron-mass distribution, are larger than those for wider ranges; however, at the slight expense of counting statistics. Either one of them give consistent results for  $E$ .

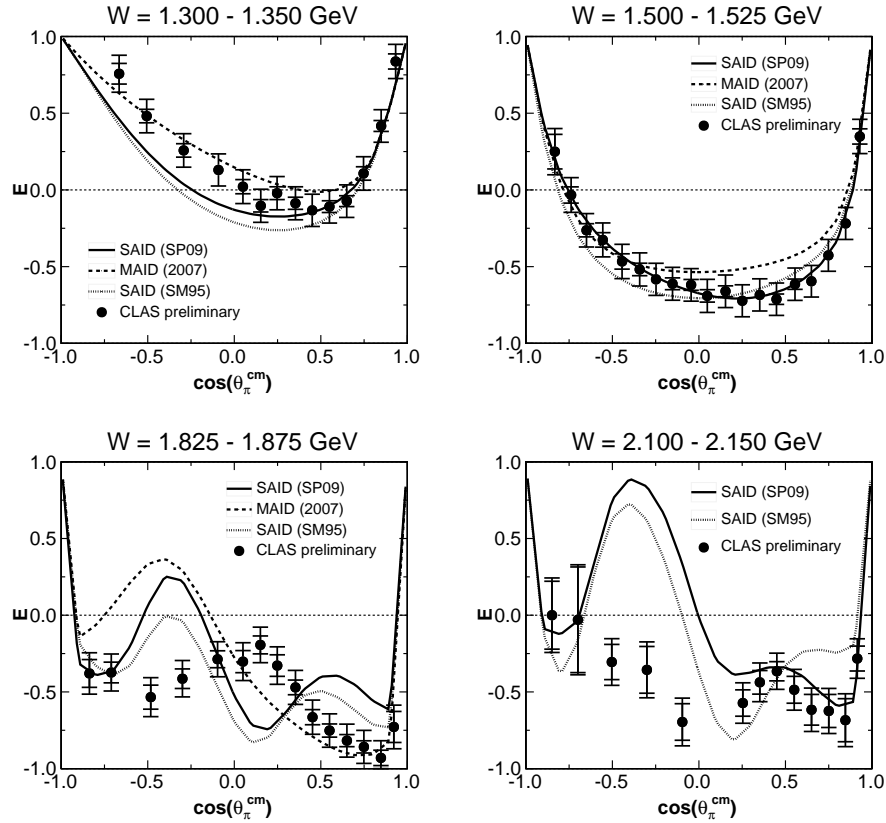


**FIGURE 2.** Angular distribution of extracted dilution factors for one the  $W = 1.500$  to  $1.525$  GeV energy bin. The dilution factors are based on a selection of events with missing masses in the  $\gamma p \rightarrow \pi^+ X$  reaction close to the mass of the neutron; the specific cuts about the mass of the neutron are as indicated.

Finally, the polarization observable  $E$  can be extracted for each kinematic bin from the number of scattering events from the butanol target,  $N^\pm$ , the dilution factor,  $h$ , and the product of beam and target polarizations:

$$E = -\frac{1}{hP_z P_\odot} \frac{N^+ - N^-}{N^+ + N^-} \quad (2)$$

Preliminary results for  $E$  are shown in Fig. 3 for four center-of-mass energy bins. The full energy range covered in this study is  $W = 1.250$  to  $2.250$  GeV in which more than 600 data points were extracted. The main sources of systematic uncertainties in the experiment are from the dilution factor and the degrees of beam and target polarizations. The data are compared to results from MAID [6], SAID SP09 [7], and SAID SM95 [8] partial-wave-analyses. These models have not been fitted to the preliminary data yet. At energies below  $W \approx 1.7$  GeV the present solutions agree well with the main features of the data. As the energy increases the solutions become less constrained and do not agree with the present data. The new data will greatly constrain partial-wave analyses and reduce model-dependent uncertainties in the extraction of nucleon resonance properties, providing a new benchmark for comparisons with QCD-inspired models.



**FIGURE 3.** Examples of preliminary results of the double-polarization observable  $E$  in the  $\vec{\gamma}\vec{p} \rightarrow \pi^+n$  reaction for four energy bins. The inner error bars indicate statistical uncertainties (not always visible). The outer error bars include a 10% systematic uncertainty, which is expected to be reduced in the final analysis. The curves show present solutions of the MAID [6], SAID SP09 [7], and SAID SM95 [8] partial-wave analyses.

## ACKNOWLEDGMENTS

Work supported in parts by the U.S. National Science Foundation: NSF PHY-0856010. Jefferson Science Associates operates the Thomas Jefferson National Accelerator Facility under DOE contract DE-AC05-06OR23177.

## REFERENCES

1. W.-T. Chiang, and F. Tabakin, *Phys.Rev.* **C55**, 2054–2066 (1997).
2. I. Barker, A. Donnachie, and J. Storrow, *Nucl.Phys.* **B95**, 347 (1975).
3. B. A. Mecking, et al., *Nucl. Instrum. Meth.* **A503**, 513–553 (2003).
4. D. Sober, et al., *Nucl.Instrum.Meth.* **A440**, 263–284 (2000).
5. H. Olsen, and L. Maximon, *Phys.Rev.* **114**, 887–904 (1959).
6. D. Drechsel, O. Hanstein, S. Kamalov, and L. Tiator, *Nucl.Phys.* **A645**, 145–174 (1999).
7. M. Dugger, et al., *Phys.Rev.* **C79**, 065206 (2009).
8. R. Arndt, I. Strakovsky, and R. Workman, *Phys.Rev.* **C53**, 430–440 (1996).