

# Studies of Single Electroweak Bosons at the Tevatron

Adam L. Lyon

(For the CDF and D0 Collaborations)

Fermi National Accelerator Laboratory, Batavia, IL 60510, USA

**Abstract.** Tests of the Standard Model with Electroweak Physics have been performed over many decades. In these proceedings, we present several analyses from the Tevatron involving single  $W$  or  $Z$  bosons.

**Keywords:** Electroweak Physics, Tevatron

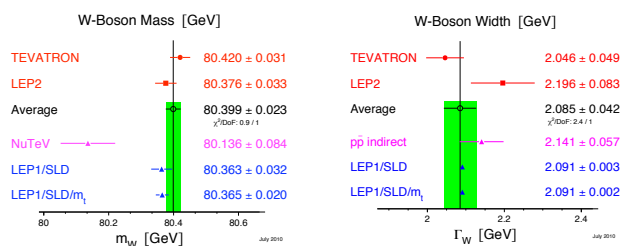
**PACS:** 12.15.-y, 12.15.Ji, 14.70.Fm, 14.70.Hp

Electroweak (EW) physics has been crucial for discovering and confirming many aspects of the Standard Model (SM). Furthermore, through radiative corrections EW physics allows for indirect views of heavy particles. Indeed the relationship between  $W$  boson, top quark, and Higgs boson masses is instrumental in predicting at what mass the Higgs boson may finally be found. In these proceedings, we present several recent analyses from the Tevatron involving single  $W$  or  $Z$  bosons to test the SM.

The Tevatron is a  $p\bar{p}$  collider at  $\sqrt{s} = 1.96$  TeV located at the Fermi National Accelerator Laboratory. CDF and D0 are its two multi-purpose detectors concentrating on high  $P_T$  physics. Both detectors are described in detail elsewhere[1, 2].

## $W$ boson mass and width

Here, we merely summarize the Tevatron  $W$  boson mass and width results. D0 (CDF) has analyzed data corresponding to 1 (0.2)  $\text{fb}^{-1}$  of luminosity. Figure 1 shows the combined Tevatron results in comparison with other measurements for both the  $W$  boson mass[3] and width[4]. Both experiments are aiming for future mass results with  $\sim 25 \text{ MeV}/c^2$  precision.



**FIGURE 1.** Combined Tevatron results for the  $W$  boson mass and width compared to other experiments.

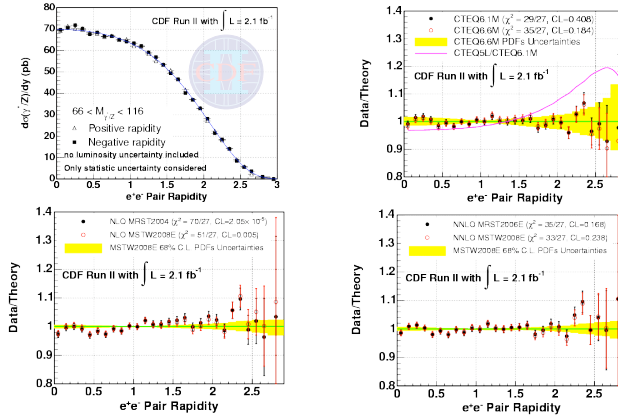


FIGURE 2. Measurement of  $Z/\gamma^* d\sigma/dy$  from CDF and comparisons to PDFs.

## Z boson rapidity

The remaining sections of these proceedings involve properties of Z boson production. Note that Z includes not only on shell Z bosons, but also Drell-Yan events from a produced  $\gamma^*$ . The first such analysis we consider is a measurement of the Z boson rapidity  $d\sigma/dy$  from decays to  $ee$  pairs (daughters of  $Z/\gamma^*$  are always oppositely charged pairs) by CDF[5]. Events at large rapidity are produced in collisions where the momentum fraction  $x$  of the quarks in either the proton or antiproton is large. Therefore, such events provide tests of parton distribution functions (PDFs) at large  $x$ . Data corresponding to  $2.1 \text{ fb}^{-1}$  were utilized.

Figure 2 displays the measured unfolded distribution and then comparisons to several PDFs. One notices that the next-to-leading order (NLO) CTEQ6 PDFs agree quite well with the data and that the next-to-next-to-leading order (NNLO) MSTW2008 agrees better than the NLO version. Determining the inclusive cross section gives  $256.6 \pm 0.7_{\text{stat}} \pm 2.0_{\text{sys}} \pm 15.4_{\text{lum}} \text{ pb}$ , the most precise measurement of this quantity to date.

## Tests of resummation and pQCD with Drell-Yan $P_T^{\mu\mu}$

Leading order (LO) QCD corrections to the Drell-Yan production diagram involve production of a  $Z/\gamma^*$  with an additional gluon via  $q\bar{q}$  annihilation and production of  $Z/\gamma^*$  with an additional quark via  $qg$  compton scattering. By measuring the  $P_T$  of the  $Z/\gamma^*$  one studies these corrections and tests predictions from fixed order perturbative QCD (pQCD) at large  $P_T$  and gluon resummation at low  $P_T$ . D0 analyzed data corresponding to  $0.97 \text{ fb}^{-1}$  and measured the  $Z/\gamma^* P_T$  with  $\mu\mu$  pairs[6]. Figure 3 displays the measured spectrum corrected for resolutions and efficiency only along with comparisons to various event generators. One notes decent agreement except for generators using tune D6. RESBOS includes gluon resummation and nicely matches the low  $P_T$  data. Nearly all of the generators have a normalization problem when matching the data in the range 30 - 100 GeV/c.

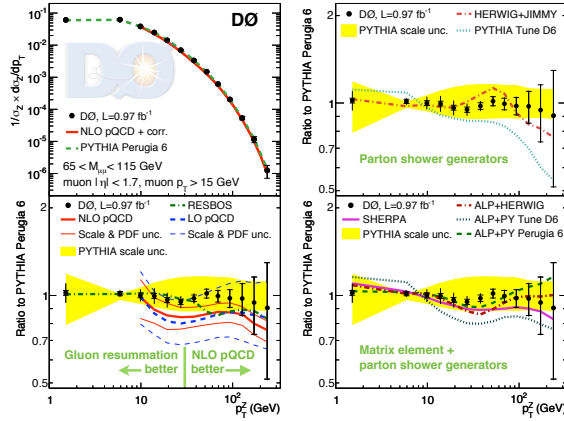


FIGURE 3. Measurement of  $Z/\gamma^* P_T$  from D0 and comparisons to various generators.

### Improving $Z/\gamma^* P_T^Z$ with angles

Measuring the  $Z/\gamma^* P_T$  leads to several limitations. For low  $P_T$ , the correction of the resolution and efficiencies dominates the uncertainty. Furthermore, the bin widths of the distribution are governed by resolution and not statistics.

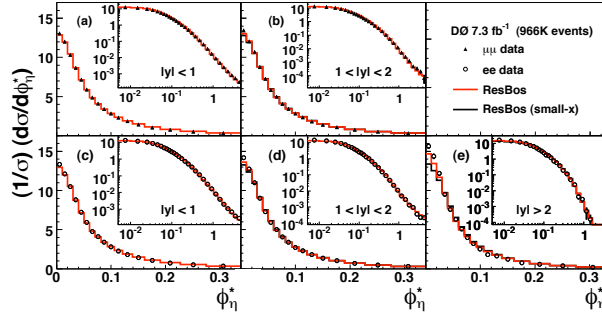
Decomposing  $P_T$  with respect to a thrust axis will lead to a variable  $a_T$  which is less susceptible to the problems mentioned above[7], but further improvement may be gained by measuring angles instead of momentum. An angle  $\phi_\eta^*$  is constructed[8] with

$$\phi_\eta^* = \tan(\phi_{\text{acop}}/2) \sin(\theta_\eta^*)$$

where  $\phi_{\text{acop}}$  is an acoplanarity angle and  $\cos \theta_\eta^* = \tanh((\eta^- - \eta^+)/2)$ .  $\phi_\eta^*$  is highly correlated with  $a_T/m_{\ell\ell}$  (where the denominator is the dilepton invariant mass) and has significantly improved resolution due to the excellent angular resolution of the D0 tracking detectors. In nearly all bins of angle, the total systematic uncertainty is substantially smaller than the statistical uncertainty. Figure 4 shows a comparison of the  $\phi_\eta^*$  distribution in both the electron and muon channels with RESBOS. Data corresponding to  $7.3 \text{ fb}^{-1}$  were utilized. One notes the deficit at large angle, corresponding to the similar deficit in the  $P_T$  distributions, is evident. Furthermore, RESBOS with small- $x$  broadening is disfavored.

### Tests of pQCD with Angular Coefficients of Drell-Yan $ee$ pairs and $P_T^{ee}$

This topic is covered in detail elsewhere in these proceedings[9]. The differential cross section  $d\sigma/d\cos\theta d\phi$  is expanded into terms involving angles in the Collins-Soper center of mass frame. The coefficients are measured by CDF[10] with data corresponding to  $2.1 \text{ fb}^{-1}$  and compared to pQCD predictions from various generators. Two interesting by-products of this procedure are an indirect measurement of  $\sin^2 \theta_W$  and the ‘‘Lam-Tung relation’’ which is sensitive to the spin of the gluon.  $\sin^2 \theta_W$  is related



**FIGURE 4.** Measurement of  $Z/\gamma^* \phi_\eta^*$  from D0 and comparisons to RESBOS.

to the  $A_4$  coefficient. CDF thus measures  $\sin^2 \theta_W = 0.2329 \pm 0.0008^{+0.0010}_{-0.0009}$  where the first uncertainty is from the measurement of  $A_4$  and the second is a systematic from QCD theory and PDFs. The ‘‘Lam-Tung relation’’ stipulates that coefficients  $A_0 = A_2$  when the gluon has spin 1. CDF measures this difference in coefficients across a range of  $P_T^Z$  bins. The average difference is  $0.02 \pm 0.02$ , consistent with a spin 1 gluon.

## Conclusion

Several analyses involving single electroweak bosons have been presented here, and all are important tests of the Standard Model. All of these results are generally in good agreement with SM predictions, and many of the comparisons will be used to fine-tune PDFs and generators.

## REFERENCES

1. D. Acosta et al., Phys. Rev. D **71**, 032001 (2005).
2. V. Abazov et al., Nucl. Instrum. Methods Phys. Res., Sect. A **565**, 463 (2006); M. Abolins et al., Nucl. Instrum. Methods Phys. Res., Sect. A **584**, 75 (2008); R. Angstadt et al., Nucl. Instrum. Methods Phys. Res., Sect. A **622**, 298 (2010).
3. Tevatron Electroweak Working Group, FERMILAB-TM-2439-E, arxiv:0908.1374 (2009).
4. Tevatron Electroweak Working Group, FERMILAB-TM-2460-E, arxiv:1003.2826 (2010).
5. T. Aaltonen et al., Phys. Lett. B **692**, 232 (2010).
6. V.M. Abazov et al., Phys. Lett. B **693**, 522 (2010).
7. M. Vesterinen and T.R. Wyatt, Nucl. Instrum. Methods Phys. Res., Sect. A **602**, 432 (2009).
8. A. Banfi et al., Eur. Phys. J. C **71**, 1600 (2011) and V.M. Abazov et al., Phys. Rev. Lett. **106**, 122001 (2011).
9. See A. Bodek in these proceedings.
10. T. Aaltonen et al., Phys. Rev. Lett. **106**, 241801 (2011).