

Synthesis of Anisotropic Suboptimal Controllers by Convex Optimization*

Michael M. Tchaikovsky[†] Alexander P. Kurdyukov[†] Victor N. Timin[†]

November 20, 2018

Abstract

This paper considers a disturbance attenuation problem for a linear discrete time invariant system under random disturbances with imprecisely known distributions. The statistical uncertainty is measured in terms of the mean anisotropy functional. The disturbance attenuation capabilities of the system are quantified by the anisotropic norm which is a stochastic counterpart of the \mathcal{H}_∞ norm. The designed anisotropic suboptimal controller generally is a dynamic fixed-order output-feedback compensator which is required to stabilize the closed-loop system and keep its anisotropic norm below a prescribed threshold value. Rather than resulting in a unique controller, the suboptimal design procedure yields a family of controllers, thus providing freedom to impose some additional performance specifications on the closed-loop system. The general fixed-order synthesis procedure employs solving a convex inequality on the determinant of a positive definite matrix and two linear matrix inequalities in reciprocal matrices which make the general optimization problem nonconvex. By applying the known standard convexification procedures it is shown that the resulting optimization problem is convex for the full-information state-feedback, output-feedback full-order controllers, and static output-feedback controller for some specific classes of plants defined by certain structural properties. In the convex cases, the anisotropic γ -optimal controllers are obtained by minimizing the squared norm threshold value subject to convex constraints. In a sense, the anisotropic controller seems to offer a promising and flexible trade-off between \mathcal{H}_2 and \mathcal{H}_∞ controllers which are its limiting cases. In comparison with the state-space solution to the anisotropic optimal controller synthesis problem presented before which results in a unique full-order estimator-based controller defined by a complex system of cross-coupled nonlinear matrix algebraic equations, the proposed optimization-based approach is novel and does not require developing specific homotopy-like computational algorithms.

Keywords: discrete time, linear systems, random disturbance, stochastic uncertainty, norm, anisotropy, state feedback, full-order, fixed-order controller, static output feedback, convex optimization, reciprocal matrices

*This work was supported by the Russian Foundation for Basic Research (grant 11-08-00714-a) and Program for Fundamental Research No. 15 of EEMCP Division of Russian Academy of Sciences.

[†]The authors are with Institute of Control Sciences of Russian Academy of Sciences, Moscow, Russia, 117997, Profsoyuznaya 65, fax: +7 495 334 93 40, e-mails: mmtchaikovsky@hotmail.com, akurd@ipu.ru, timin.victor@rambler.ru.

1 Introduction

The stochastic uncertainty of random disturbances regarded as a discrepancy between an in-exactly known probability distribution of a real-world noise and its nominal model can significantly degrade the designed performance of a control system if the applied controller synthesis procedure relies upon a specific probability law of the disturbance and the assumption that it is known precisely. Such situations can also result from the inherent variability of the conditions of the control system operational environment. So, the \mathcal{H}_2 and \mathcal{H}_∞ controllers are efficient in full only if the basic hypotheses on the nature of external disturbances are met closely enough. It is known that the \mathcal{H}_2 (or LQG) controller may perform poorly if the input disturbance is a strongly correlated noise [1], while the \mathcal{H}_∞ controller designed for the deterministic worst case [2] demonstrates excessive conservatism if the external disturbance is white or weakly correlated random signal.

One of the first ideas aimed at overcoming the lack of performance of the LQG controller in the case when the external disturbance is not the Gaussian white noise arose in work [3] devoted to some modification of the performance criterion. This idea gave rise to development of the whole class of problems in the control theory called the risk sensitivity problems [4, 5].

The ideas of deriving controller which combines the positive features of LQG (\mathcal{H}_2) and \mathcal{H}_∞ controllers (i.e. minimizes the quadratic cost sufficiently good and is robust enough) appeared in the beginning of 1990's. In particular, one can distinguish an approach concerned with minimization of \mathcal{H}_2 norm of the closed-loop system under constraints on its \mathcal{H}_∞ norm [6] and approach related to minimization of \mathcal{H}_∞ entropy functional under constraints on the closed-loop \mathcal{H}_∞ norm [7].

As is shown in [8], the problem of synthesis of a controller which minimizes the \mathcal{H}_∞ entropy functional is equivalent in a sense to the problem of optimal risk-sensitive (LEQG) controller synthesis. A lot of papers are devoted to the problems concerned with minimization of the \mathcal{H}_∞ entropy functional (see e.g. [9]–[13]).

The ideas of the mixed $\mathcal{H}_2/\mathcal{H}_\infty$ control first introduced in [6] were extended in [14, 15] based on splitting the external disturbance into signals with bounded spectrum and bounded power and using the multi-objective $\mathcal{H}_2/\mathcal{H}_\infty$ performance criterion. A solution to the stochastic mixed $\mathcal{H}_2/\mathcal{H}_\infty$ control problem for the discrete-time systems is given in [16].

All of the works mentioned above exploit the techniques based on solving certain (sometimes cross-coupled) Riccati equations. In [17] the mixed $\mathcal{H}_2/\mathcal{H}_\infty$ problem was considered in terms of algebraic Riccati inequalities rather than equations and solved by means of convex optimization. Since then the efficient interior-point algorithms for solving convex optimization problems had been developed [18]–[20], convex optimization has become a standard strategy for control system analysis and synthesis. The linear matrix inequalities have proved to be a powerful formulation and design technique for a variety of linear problems [21]. After the \mathcal{H}_∞ controller synthesis problem had been solved via LMI [23, 22], the semidefinite programming was successfully applied to developing effective solutions to multi-objective $\mathcal{H}_2/\mathcal{H}_\infty$ control problems [24]–[34]. A detailed survey of these extensive results is far beyond the topic of this paper and may be presented elsewhere.

An approach to attenuation of uncertain stochastic disturbances based on minimax control was proposed in the middle of 1990's [35]–[37] and extended later to the MIMO systems and synthesis of structured controllers via LMI in [38]. Instead of exact knowledge of the distur-

bance's covariance coefficients, it is only required that the covariance coefficients belong to an a priori known set. The designed controller minimizes the worst possible asymptotic output variance for all these disturbances. The considered problem is intermediate between the extreme \mathcal{H}_2 and \mathcal{H}_∞ design scenarios and reduces to a robust control problem with uncertainty in the external disturbance signal [38].

At the same time, another promising stochastic minimax alternative had emerged from ideas of I.G. Vladimirov who originally developed the anisotropy-based theory of robust stochastic control presented in a series of papers [39]–[42]. In the view of this approach, the robustness in stochastic control is achieved by explicitly incorporating different scenarios of the noise distribution into a single performance index to be optimized; the statistical uncertainty is measured in entropy theoretic terms, and the robust performance index can be chosen so as to quantify the worst-case disturbance attenuation capabilities of the system. The main concepts of the anisotropy-based approach to robust stochastic control are the anisotropy of a random vector and anisotropic norm of a system.

The anisotropy functional introduced by I.G. Vladimirov is an entropy theoretic measure of the deviation of a probability distribution in Euclidean space from Gaussian distributions with zero mean and scalar covariance matrices. The mean anisotropy of a stationary random sequence is defined as the anisotropy production rate per time step for long segments of the sequence. In application to random disturbances, the mean anisotropy describes the amount of statistical uncertainty which is understood as the discrepancy between the imprecisely known actual noise distribution and the family of nominal models which consider the disturbance to be a stationary Gaussian white noise sequence with a scalar covariance matrix [42, 43].

Another fundamental concept of I.G. Vladimirov's theory is the a -anisotropic norm of a linear discrete time invariant (LDTI) system which quantifies the disturbance attenuation capabilities by the largest ratio of the power norm of the system output to that of the input provided that the mean anisotropy of the input disturbance does not exceed a given nonnegative level a [42, 43]. A generalization of the anisotropy-based robust performance analysis to finite horizon time varying systems is developed in [44].

In the context of robust stochastic control design aimed at suppressing the potentially harmful effects of statistical uncertainty, the anisotropy-based approach offers an important alternative to those control design procedures that rely on a precisely known specific probability law of the disturbance and the assumption that it is known precisely. Minimization of the anisotropic norm of the closed-loop system as a performance criterion leads to internally stabilizing dynamic output-feedback controllers that are less conservative than the \mathcal{H}_∞ controllers and more efficient for attenuating the correlated disturbances than the \mathcal{H}_2 controllers [43]. A state-space solution to the anisotropic optimal control problem derived by I.G. Vladimirov in [45] involves the solution of three cross-coupled algebraic Riccati equations, an algebraic Lyapunov equation and an equation on the determinant of a related matrix. The resulted optimal full-order estimator-based (central) controller is a unique one. An extension of these results to the systems with parametric uncertainties was given in [46, 47]. But solving these complex systems of equations requires special developing of homotopy-like numerical algorithms [48]. Besides, the applied equation-based synthesis procedure is not aimed at the synthesis of reduced- or fixed-order (decentralized, structured, multi-objective) controllers which still remains open. Moreover, although the ideas of entropy-constrained induced norms and associated stochastic

minimax find further development in the control literature [49], the anisotropy-based theory of stochastic robust control remains largely unnoticed. One of the reasons seems to be hard numerical tractability of the analysis and synthesis problems as well as a lack of additional degrees of freedom in the controller synthesis procedure.

The anisotropic suboptimal controller design is a natural extension of the approach proposed by I.G. Vladimirov in [45]. Instead of minimizing the anisotropic norm of the closed-loop system, a suboptimal controller is only required to keep it below a given threshold value. Rather than resulting in a unique controller, the suboptimal synthesis yields a family of controllers, thus providing freedom to impose some additional specifications on the closed-loop system. One of such specifications, for example, may be a particular pole placement to achieve desirable transient performance. Getting a solution to the anisotropic suboptimal controller synthesis problem requires a state-space criterion to verify whether the anisotropic norm of a system does not exceed a given value. An Anisotropic Norm Bounded Real Lemma (ANBRL) as a stochastic counterpart of the well-known \mathcal{H}_∞ norm Bounded Real Lemma for LDTI systems under statistically uncertain stationary Gaussian random disturbances with limited mean anisotropy was presented in [50]. The resulting criterion has the form of an inequality on the determinant of a matrix associated with an algebraic Riccati equation which depends on a scalar parameter. A similar criterion for linear discrete time varying systems involving a time-dependent inequality and difference Riccati equation is derived in [51]. Recently, a sufficient strict version of ANBRL was introduced in [52, 53] in form of a convex feasibility problem employing a strict inequality in the determinant of a positive-definite matrix and a related LMI. Moreover, the determinant constraint turns out to depend linearly on the squared threshold value, thus allowing to minimize it directly subject to the convex constraints and compute the a -anisotropic norm of a LDTI system as a solution to the convex optimization problem [53]. The developed analysis procedure is numerically attractive and easily realizable by means of available convex optimization software [54, 55]. This paper is aimed at application of the powerful technique of convex optimization to synthesis of the anisotropic suboptimal and γ -optimal controllers generally of fixed order. The anisotropic controller seems to offer a promising and flexible trade-off between \mathcal{H}_2 and \mathcal{H}_∞ controllers. In comparison with the state-space solution to anisotropic optimal controller synthesis problem derived before in [45], the proposed optimization-based approach is novel and does not require developing specific homotopy-like computational algorithms [48].

The structure of the paper is as follows. In Section 2 we give the statement of the general problem of synthesis of the fixed-order anisotropic suboptimal controller. In Section 3 we introduce a solution to the general fixed-order synthesis problem and consider three important design cases: static state-feedback gain for full-information case, dynamic output-feedback controller, and static output-feedback gain. Section 4 provides a number of illustrative numerical examples. Concluding remarks are given in Section 5.

1.1 Notation

The set of reals is denoted by \mathbb{R} , the set of real $(n \times m)$ -matrices is denoted by $\mathbb{R}^{n \times m}$. For a complex matrix $M = [m_{ij}]$, M^* denotes the Hermitian conjugate of the matrix: $M^* := [m_{ji}^*]$. For a real matrix $M = [m_{ij}]$, M^T denotes the transpose of the matrix: $M^T := [m_{ji}]$. For real symmetric matrices, $M \succ N$ stands for positive definiteness of $M - N$. In block symmetric matrices, symbol $*$ replaces blocks that are readily inferred by symmetry. The spectral radius of

a matrix M is denoted by $\rho(M) := \max_k |\lambda_k(M)|$, where $\lambda_k(M)$ is k -th eigenvalue of the matrix M . The maximum singular value of a complex matrix M is denoted by $\bar{\sigma}(M) := \sqrt{\lambda_{\max}(M^*M)}$. I_n denotes $(n \times n)$ identity matrix, $0_{n \times m}$ denotes zero $(n \times m)$ matrix. The dimensions of zero matrices, where they can be understood from the context, will be omitted for the sake of brevity.

The angular boundary value of a transfer function $F(z)$ analytic in the unit disc of the complex plane $|z| < 1$ is denoted by

$$\widehat{F}(\omega) := \lim_{r \rightarrow 1^-} F(re^{i\omega}).$$

$\mathcal{H}_2^{p \times m}$ denotes the Hardy space of $(p \times m)$ -matrix-valued transfer functions $F(z)$ of a complex variable z which are analytic in the unit disc $|z| < 1$ and have bounded \mathcal{H}_2 norm

$$\|F\|_2 := \left(\frac{1}{2\pi} \int_{-\pi}^{\pi} \text{tr}(\widehat{F}(\omega)\widehat{F}^*(\omega)) d\omega \right)^{1/2}.$$

$\mathcal{H}_\infty^{p \times m}$ denotes the Hardy space of $(p \times m)$ -matrix-valued transfer functions $F(z)$ of a complex variable z which are analytic in the unit disc $|z| < 1$ and have bounded \mathcal{H}_∞ norm

$$\|F\|_\infty := \sup_{|z| \geq 1} \bar{\sigma}(F(z)) = \text{ess sup}_{-\pi \leq \omega \leq \pi} \bar{\sigma}(\widehat{F}(\omega)).$$

2 Problem statement

Consider a LDTI plant $P(z)$ with n_x -dimensional internal state X , m_w -dimensional disturbance input W , m_u -dimensional control input U , p_z -dimensional controlled output Z , and p_y -dimensional measured output Y . All these signals are double-sided discrete-time sequences related to each other by the equations

$$P(z) : \begin{bmatrix} x_{k+1} \\ z_k \\ y_k \end{bmatrix} = \begin{bmatrix} A & B_w & B_u \\ C_z & D_{zw} & D_{zu} \\ C_y & D_{yw} & 0 \end{bmatrix} \begin{bmatrix} x_k \\ w_k \\ u_k \end{bmatrix}, \quad -\infty < k < +\infty, \quad (1)$$

where all matrices are assumed to be of appropriate dimensions and $p_z \leq m_w$; (A, B_u) and (A, C_y) are assumed to be stabilizable and detectable.

The only prior information on the probability distribution of the disturbance sequence $W = (w_k)_{-\infty < k < +\infty}$ is as follows. It is assumed that W is a stationary sequence of random vectors w_k with zero mean $\mathbf{E}w_k = 0$, unknown covariance matrix $\mathbf{E}w_k w_k^T = \Sigma_W \succ 0$, and Gaussian PDF

$$p(w_k) := (2\pi)^{-m_1/2} (\det \Sigma_W)^{-1/2} \exp\left(-\frac{1}{2} \|w_k\|_{\Sigma_W^{-1}}^2\right),$$

where $\|w_k\|_{\Sigma_W^{-1}} = \sqrt{w_k^T \Sigma_W^{-1} w_k}$ and \mathbf{E} denotes the expectation. It is also assumed that the mean anisotropy of the sequence W is bounded by a nonnegative parameter a . The latter means that W can be produced from m_w -dimensional Gaussian white noise $V = (v_k)_{-\infty < k < +\infty}$ with zero mean $\mathbf{E}v_k = 0$ and scalar covariance matrix $\mathbf{E}v_k v_k^T = \lambda I_{m_1}$, $\lambda > 0$, by an unknown stable LTI shaping filter $G(z)$ in the family

$$\mathcal{G}_a := \{G \in \mathcal{H}_2^{m \times m} : \overline{\mathbf{A}}(G) \leq a\},$$

where

$$\overline{\mathbf{A}}(G) = -\frac{1}{4\pi} \int_{-\pi}^{\pi} \ln \det \left(\frac{m_w}{\|G\|_2^2} \widehat{G}(\omega) \widehat{G}^*(\omega) \right) d\omega$$

is the mean anisotropy functional [42, 43].

We are generally interested in finding a fixed-order dynamic output-feedback controller in general compensator form

$$K(z) : \begin{bmatrix} \xi_{k+1} \\ u_k \end{bmatrix} = \begin{bmatrix} A_c & B_c \\ C_c & D_c \end{bmatrix} \begin{bmatrix} \xi_k \\ y_k \end{bmatrix}, \quad -\infty < k < +\infty, \quad (2)$$

with n_ξ -dimensional internal state $\Xi = (\xi_k)_{-\infty < k < +\infty}$ to ensure stability of the closed-loop system (Figure 1) and guarantee some designed level of the external disturbance attenuation performance.

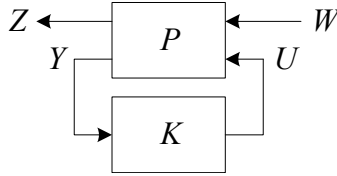


Figure 1: Closed-loop system

Let $T_{ZW}(z)$ denote the closed-loop transfer function from W to Z . Recall that the a -anisotropic norm of a transfer function $T_{ZW}(z) \in \mathcal{H}_\infty^{p_z \times m_w}$ quantifies the disturbance attenuation capabilities of the respective closed-loop system by the largest ratio of the power norm of the system output to that of the input provided that the mean anisotropy of the input disturbance does not exceed the level a [42, 43]:

$$\|T_{ZW}\|_a := \sup_{G \in \mathcal{G}_a} \frac{\|T_{ZW}G\|_2}{\|G\|_2}. \quad (3)$$

Moreover, it is known from [42, 43] that the a -anisotropic norm of a given system $F \in \mathcal{H}_\infty^{p_z \times m_w}$ is a nondecreasing continuous function of the mean anisotropy level a which satisfies

$$\frac{1}{\sqrt{m_w}} \|T_{ZW}\|_2 = \|T_{ZW}\|_0 \leq \lim_{a \rightarrow +\infty} \|T_{ZW}\|_a = \|T_{ZW}\|_\infty. \quad (4)$$

These relations show that the \mathcal{H}_2 and \mathcal{H}_∞ norms are the limiting cases of the a -anisotropic norm as $a \rightarrow 0, +\infty$, respectively.

The statement of the general problem of synthesis of the fixed-order anisotropic suboptimal controller is as follows.

Problem 1. *Given a LDTI plant P described by (1), a mean anisotropy level $a \geq 0$ of the external disturbance W , and some designed threshold value $\gamma > 0$, find a fixed-order LDTI output-feedback controller K defined by (2) which internally stabilizes the closed-loop system and ensures its a -anisotropic norm does not exceed the threshold γ , i.e.*

$$\|T_{ZW}\|_a < \gamma. \quad (5)$$

3 Problem solution

Here we introduce a solution to the general fixed-order synthesis problem and consider three important design cases, namely static state-feedback gain for full-information case, dynamic output-feedback controller, and static output-feedback gain. To solve the synthesis problem, we apply a state-space criterion to verify if the anisotropic norm of a system does not exceed a given threshold value. This criterion called the Strict Anisotropic Norm Bounded Real Lemma (SANBRL) was recently presented in [52, 53]. But to apply SANBRL to the synthesis problem we should recast it in slightly different form.

3.1 Anisotropic norm bounded real lemma

With the plant P and controller K defined as above, the closed-loop system admits the realization

$$T_{ZW}(z) : \begin{bmatrix} \chi_{k+1} \\ z_k \end{bmatrix} = \begin{bmatrix} \mathcal{A} & \mathcal{B} \\ \mathcal{C} & \mathcal{D} \end{bmatrix} \begin{bmatrix} \chi_k \\ w_k \end{bmatrix}, \quad -\infty < k < +\infty, \quad (6)$$

where $\chi_k \in \mathbb{R}^n$, $n = n_x + n_\xi$.

It is shown in [52, 53] that given $a \geq 0$, $\gamma > 0$, the inequality (5) holds true if there exists $\eta > \gamma^2$ such that the inequality

$$\eta - (\det(e^{-2a/m_w}(\eta I_{m_w} - \mathcal{B}^T \Phi \mathcal{B} - \mathcal{D}^T \mathcal{D})))^{1/m_w} < \gamma^2 \quad (7)$$

holds for a real $(n \times n)$ -matrix $\Phi = \Phi^T \succ 0$ satisfying LMI

$$\begin{bmatrix} \mathcal{A}^T \Phi \mathcal{A} - \Phi + \mathcal{C}^T \mathcal{C} & \mathcal{A}^T \Phi \mathcal{B} + \mathcal{C}^T \mathcal{D} \\ \mathcal{B}^T \Phi \mathcal{A} + \mathcal{D}^T \mathcal{C} & \mathcal{B}^T \Phi \mathcal{B} + \mathcal{D}^T \mathcal{D} - \eta I_{m_w} \end{bmatrix} \prec 0. \quad (8)$$

Note that the constraints described by the inequalities (7) and (8) are convex with respect to both variables η and Φ . Indeed, the function $-(\det(\cdot))^{1/m_w}$ of a positive definite $(m_w \times m_w)$ -matrix on the left-hand side of (7) is convex; see [19, 56].

Being convex in both variables η and Φ , the conditions (7), (8) of SANBRL [52, 53] are not directly applicable to solving the intended synthesis problem because of the cross-products of the unknown Lyapunov matrix Φ and the closed-loop realization matrices $(\mathcal{A}, \mathcal{B}, \mathcal{C}, \mathcal{D})$ depending affinely on the controller parameters, which also appear in (7). Moreover, just the inequality (7) does not allow for the well-known Projection Lemma [22, 23] to be applied to get rid of the controller realization matrices in the synthesis inequalities.

To overcome this obstacle, let us first move the positive definite matrix $\eta I_{m_w} - \mathcal{B}^T \Phi \mathcal{B} - \mathcal{D}^T \mathcal{D}$ away from the determinant in (7) by introducing a slack variable, real $(m_w \times m_w)$ -matrix $\Psi = \Psi^T \succ 0$ such that

$$\eta - (\det(e^{-2a/m_w} \Psi))^{1/m_w} < \gamma^2, \quad \Psi \prec \eta I_{m_w} - \mathcal{B}^T \Phi \mathcal{B} - \mathcal{D}^T \mathcal{D} \quad (9)$$

which is equivalent to (7). Then, let us decouple the cross-products of Φ , \mathcal{B} , and \mathcal{D} in (9). For this purpose, the latter inequality in (9) can be rewritten as

$$\Psi - \eta I_{m_w} - \begin{bmatrix} \mathcal{B}^T & \mathcal{D}^T \end{bmatrix} \begin{bmatrix} -\Phi^{-1} & 0 \\ 0 & -I_{p_z} \end{bmatrix}^{-1} \begin{bmatrix} \mathcal{B} \\ \mathcal{D} \end{bmatrix} \prec 0,$$

where $\begin{bmatrix} -\Phi^{-1} & 0 \\ 0 & -I_{p_z} \end{bmatrix} \prec 0$, which is equivalent to

$$\begin{bmatrix} \Psi - \eta I_{m_w} & \mathcal{B}^T & \mathcal{D}^T \\ \mathcal{B} & -\Phi^{-1} & 0 \\ \mathcal{D} & 0 & -I_{p_z} \end{bmatrix} \prec 0 \quad (10)$$

by virtue of the Schur Theorem; see e.g. [21].

To decouple the cross-products of Φ , \mathcal{A} , and \mathcal{B} in (8), represent it as

$$\begin{bmatrix} -\Phi + \mathcal{C}^T \mathcal{C} & \mathcal{C}^T \mathcal{D} \\ \mathcal{D}^T \mathcal{C} & \eta I_{m_w} + \mathcal{D}^T \mathcal{D} \end{bmatrix} - \begin{bmatrix} \mathcal{A}^T \\ \mathcal{B}^T \end{bmatrix} (-\Phi^{-1})^{-1} \begin{bmatrix} \mathcal{A} & \mathcal{B} \end{bmatrix} \prec 0$$

where $-\Phi^{-1} \prec 0$ evidently. Then by the Schur Theorem the last inequality is equivalent to

$$\begin{bmatrix} -\Phi + \mathcal{C}^T \mathcal{C} & \mathcal{C}^T \mathcal{D} & \mathcal{A}^T \\ \mathcal{D}^T \mathcal{C} & \mathcal{D}^T \mathcal{D} - \eta I_{m_w} & \mathcal{B}^T \\ \mathcal{A} & \mathcal{B} & -\Phi^{-1} \end{bmatrix} \prec 0. \quad (11)$$

To decouple the cross-products of \mathcal{C} and \mathcal{D} , let us represent the inequality (11) as

$$\begin{bmatrix} -\Phi & 0 & \mathcal{A}^T \\ 0 & -\eta I_{m_w} & \mathcal{B}^T \\ \mathcal{A} & \mathcal{B} & -\Phi^{-1} \end{bmatrix} - \begin{bmatrix} \mathcal{C}^T \\ \mathcal{D}^T \\ 0 \end{bmatrix} (-I_{p_z})^{-1} \begin{bmatrix} \mathcal{C} & \mathcal{D} & 0 \end{bmatrix} \prec 0$$

where $-I_{p_z} \prec 0$ clearly. Second application of the Schur Theorem to the above inequality gives the following formulation of SANBRL in reciprocal matrices.

Lemma 1. *Let $T_{ZW} \in \mathcal{H}_{\infty}^{p_z \times m_w}$ be a system with the state-space realization (6), where $\rho(\mathcal{A}) < 1$. Then its α -anisotropic norm (3) is strictly bounded by a given threshold $\gamma > 0$, i.e. $\|T_{ZW}\|_{\alpha} < \gamma$ if there exists $\eta > \gamma^2$ such that the inequality*

$$\eta - (\det(e^{-2a/m_w} \Psi))^{1/m_w} < \gamma^2 \quad (12)$$

holds true for some real $(m_w \times m_w)$ -matrix $\Psi = \Psi^T \succ 0$ and $(n \times n)$ -matrix $\Phi = \Phi^T \succ 0$ satisfying inequalities

$$\begin{bmatrix} \Psi - \eta I_{m_w} & \mathcal{B}^T & \mathcal{D}^T \\ \mathcal{B} & -\Phi^{-1} & 0 \\ \mathcal{D} & 0 & -I_{p_z} \end{bmatrix} \prec 0, \quad (13)$$

$$\begin{bmatrix} -\Phi & 0 & \mathcal{A}^T & \mathcal{C}^T \\ 0 & -\eta I_{m_w} & \mathcal{B}^T & \mathcal{D}^T \\ \mathcal{A} & \mathcal{B} & -\Phi^{-1} & 0 \\ \mathcal{C} & \mathcal{D} & 0 & -I_{p_z} \end{bmatrix} \prec 0. \quad (14)$$

Thus, with the notation $\Pi := \Phi^{-1}$, verifying if the condition $\|T_{ZW}\|_{\alpha} < \gamma$ holds true reduces to finding a positive scalar η and two matrices $\Phi \succ 0$, $\Pi \succ 0$, $\Phi \Pi = I_n$, satisfying the LMIs (13), (14) under the convex constraint (12) or making sure of insolvability of this problem. For solving this nonconvex problem numerically, one can make use of known algorithms developed in [57]–[65] suitable for finding reciprocal matrices under convex constraints.

3.2 State-feedback controller

Before to proceed to general synthesis Problem 1, let us consider the full-information case, when the state vector can be measured precisely and the plant is described by the equations

$$P(z) : \begin{bmatrix} x_{k+1} \\ z_k \\ y_k \end{bmatrix} = \begin{bmatrix} A & B_w & B_u \\ C_z & D_{zw} & D_{zu} \\ I_{n_x} & 0 & 0 \end{bmatrix} \begin{bmatrix} x_k \\ w_k \\ u_k \end{bmatrix}, \quad -\infty < k < +\infty, \quad (15)$$

where as above all matrices are assumed to be of appropriate dimensions and $p_z \leq m_w$; (A, B_u) is assumed to be stabilizable.

Problem 2. *Given a LDTI plant P described by (15), a mean anisotropy level $a \geq 0$ of the external disturbance W , and some designed threshold value $\gamma > 0$, find a static state-feedback controller*

$$u_k = Kx_k \quad (16)$$

which internally stabilizes the closed-loop system $T_{ZW}(z)$ with the state-space realization

$$\left[\begin{array}{c|c} \mathcal{A} & \mathcal{B} \\ \hline \mathcal{C} & \mathcal{D} \end{array} \right] = \left[\begin{array}{c|c} A + B_u K & B_w \\ \hline C_z + D_{zu} K & D_{zw} \end{array} \right] \quad (17)$$

and ensures its a -anisotropic norm does not exceed the threshold γ , i.e. the inequality (5) holds.

The following theorem gives sufficient conditions for the static state-feedback anisotropic suboptimal controller to exist.

Theorem 1. *Given $a \geq 0$, $\gamma > 0$, the state-feedback controller (16) stabilizing the closed-loop system (17) ($\rho(A + B_u K) < 1$) and ensuring (5) exists if the convex problem*

$$\eta - (\det(e^{-2a/m_w} \Psi))^{1/m_w} < \gamma^2, \quad (18)$$

$$\begin{bmatrix} \Psi - \eta I_{m_w} & B_w^T & D_{zw}^T \\ B_w & -\Pi & 0 \\ D_{zw} & 0 & -I_{p_z} \end{bmatrix} \prec 0, \quad (19)$$

$$\begin{bmatrix} -\Pi & 0 & \Pi A^T + \Lambda^T B_u^T & \Pi C_z^T + \Lambda^T D_{zu}^T \\ 0 & -\eta I_{m_w} & B_w^T & D_{zw}^T \\ \Lambda \Pi + B_u \Lambda & B_w & -\Pi & 0 \\ C_z \Pi + D_{zu} \Lambda & D_{zw} & 0 & -I_{p_z} \end{bmatrix} \prec 0, \quad (20)$$

$$\eta > \gamma^2, \quad \Psi \succ 0, \quad \Pi \succ 0 \quad (21)$$

is feasible with respect to the scalar variable η , real $(m_w \times m_w)$ -matrix Ψ , real $(n_x \times n_x)$ -matrix Π , and real $(m_u \times n_x)$ -matrix Λ . If the problem (18)–(21) is feasible and the unknown variables have been found, then the state-feedback controller gain matrix is determined by $K = \Lambda \Pi^{-1}$.

Proof. Let a solution to the problem (18)–(21) exist. Define $\Phi := \Pi^{-1}$. By definition of $K = \Lambda \Pi^{-1}$, the LMIs (19), (20) can be rewritten as

$$\begin{bmatrix} \Psi - \eta I_{m_w} & B_w^T & D_{zw}^T \\ B_w & -\Phi^{-1} & 0 \\ D_{zw} & 0 & -I_{p_z} \end{bmatrix} \prec 0, \quad (22)$$

$$\begin{bmatrix} -\Phi^{-1} & 0 & \Phi^{-1}A^\top + \Phi^{-1}K^\top B_u^\top & \Phi^{-1}C_z^\top + \Phi^{-1}K^\top D_{zu}^\top \\ 0 & -\eta I_{m_w} & B_w^\top & D_{zw}^\top \\ A\Phi^{-1} + B_u K\Phi^{-1} & B_w & -\Phi^{-1} & 0 \\ C_z\Phi^{-1} + D_{zu}K\Phi^{-1} & D_{zw} & 0 & -I_{p_z} \end{bmatrix} \prec 0.$$

Pre- and post-multiplying the last inequality by $\text{blockdiag}(\Phi, I_{m_w}, I_{n_x}, I_{p_z}) \succ 0$ yields

$$\begin{bmatrix} -\Phi & 0 & A^\top + K^\top B_u^\top & C_z^\top + K^\top D_{zu}^\top \\ 0 & -\eta I_{m_w} & B_w^\top & D_{zw}^\top \\ A + B_u K & B_w & -\Phi^{-1} & 0 \\ C_z + D_{zu} K & D_{zw} & 0 & -I_{p_z} \end{bmatrix} \prec 0. \quad (23)$$

Then, by Lemma 1, from (18), (22), (23), (21) it follows that the controller gain matrix K is the solution to Problem 2 for the closed-loop realization (17), which completes the proof. \square

Remark 1. *Although it is not hard to prove that the synthesis inequalities (18)–(21) and the conditions (12)–(14) of Lemma 1 are equivalent, we can only establish and prove sufficient existence conditions for the controller (16) since the conditions of Lemma 1 are only sufficient. This also concerns two further synthesis theorems.*

Corollary 1. *The inequalities (18)–(21) are not only convex in Ψ and affine with respect to Π and Λ , but also linear in γ^2 . Obviously, minimizing γ^2 under the convex constraints (18)–(21), we minimize γ under the same constraints. With the notation $\hat{\gamma} := \gamma^2$, the conditions of Theorem 1 allow to compute the minimal γ via solving the convex optimization problem*

$$\begin{aligned} & \text{minimize } \hat{\gamma} \\ & \text{over } \Psi, \Pi, \Lambda, \eta, \hat{\gamma} \text{ satisfying } (18)\text{--}(21). \end{aligned} \quad (24)$$

If the convex problem (24) is solvable, the state-feedback controller gain matrix is constructed just as in Theorem 1.

All anisotropic controllers obtained from solutions to optimization problems like (24) will be referred to as anisotropic γ -optimal controllers.

3.3 Fixed-order output-feedback controller design: convex constraints on reciprocal matrices

Direct application of the sufficient conditions (12)–(14) of Lemma 1 to the closed-loop realization

$$\left[\begin{array}{c|c} A & B \\ \hline C & D \end{array} \right] = \left[\begin{array}{cc|c} A + B_u D_c C_y & B_u C_c & B_w + B_u D_c D_{yw} \\ B_c C_y & A_c & B_c D_{yw} \\ \hline C_z + D_{zu} D_c C_y & D_{zu} C_c & D_{zw} + D_{zu} D_c D_{yw} \end{array} \right] \quad (25)$$

yields the following corollary on the straightforward solution to general Problem 1.

Corollary 2. *Given $a \geq 0$, $\gamma > 0$, a dynamic output-feedback controller K of order n_ξ defined by (2) solving Problem 1 exists if the inequalities*

$$\eta - (\det(e^{-2a/m_w} \Psi))^{1/m_w} < \gamma^2, \quad (26)$$

$$\begin{bmatrix} \Psi - \eta I_{m_w} & * & * & * \\ B_w + B_u D_c D_{yw} & -\Pi_{11} & * & * \\ B_c D_{yw} & -\Pi_{12}^T & -\Pi_{22} & * \\ D_{zw} + D_{zu} D_c D_{yw} & 0 & 0 & -I_{p_z} \end{bmatrix} \succ 0, \quad (27)$$

$$\begin{bmatrix} -\Phi_{11} & * & * & * & * & * \\ -\Phi_{12}^T & -\Phi_{22} & * & * & * & * \\ 0 & 0 & -\eta I_{m_w} & * & * & * \\ A + B_u D_c C_y & B_u C_c & B_w + B_u D_c D_{yw} & -\Pi_{11} & * & * \\ B_c C_y & A_c & B_c D_{yw} & -\Pi_{12}^T & -\Pi_{22} & * \\ C_z + D_{zu} D_c C_y & D_{zu} C_c & D_{zw} + D_{zu} D_c D_{yw} & 0 & 0 & -I_{p_z} \end{bmatrix} \succ 0, \quad (28)$$

$$\eta > \gamma^2, \quad \Psi \succ 0, \quad \Phi := \begin{bmatrix} \Phi_{11} & \Phi_{12} \\ \Phi_{12}^T & \Phi_{22} \end{bmatrix} \succ 0, \quad \Pi := \begin{bmatrix} \Pi_{11} & \Pi_{12} \\ \Pi_{12}^T & \Pi_{22} \end{bmatrix} \succ 0 \quad (29)$$

are feasible with respect to the scalar variable η , real $(m_w \times m_w)$ -matrix Ψ , matrices $A_c \in \mathbb{R}^{n_\xi \times n_\xi}$, $B_c \in \mathbb{R}^{n_\xi \times p_y}$, $C_c \in \mathbb{R}^{m_u \times n_\xi}$, $D_c \in \mathbb{R}^{m_u \times p_y}$ and two reciprocal $(n \times n)$ -matrices Φ , Π such that

$$\Phi \Pi = I_n \quad (30)$$

where $n = n_x + n_\xi$ is the closed-loop system order.

Thus, the problem of finding the realization matrices (A_c, B_c, C_c, D_c) of the fixed-order output-feedback dynamic controller (2) solving Problem 1 leads to solving the problem (26)–(30) or making sure of its insolvability. The problem (26)–(30) is nonconvex because of the condition (30). Although application of the known algorithms of [57]–[65] can lead to a successful solution of the problem (26)–(30), it should be kept in mind that any of them can converge to local minima. Nevertheless, the full-order controller synthesis allows for a quite standard convexification procedure which is considered below to be applied.

3.4 Full-order output-feedback controller

For full-order design ($n_x = n_\xi$) one can effectively apply the well-known linearizing change of variables presented in [66] and used in [26] in the multi-objective control framework. From the block partitioning in (29) and the condition (30) it follows that

$$\Phi \begin{bmatrix} \Pi_{11} \\ \Pi_{12}^T \end{bmatrix} = \begin{bmatrix} I_{n_x} \\ 0 \end{bmatrix} \quad (31)$$

which leads to

$$\Phi \Pi_1 = \Phi_1, \quad \Pi \Phi_1 = \Pi_1$$

with the notation

$$\Phi_1 := \begin{bmatrix} I_{n_x} & \Phi_{11} \\ 0 & \Phi_{12}^T \end{bmatrix}, \quad \Pi_1 := \begin{bmatrix} \Pi_{11} & I_{n_x} \\ \Pi_{12}^T & 0 \end{bmatrix}. \quad (32)$$

It can be easily shown by direct calculation that

$$\Pi_1^T \Phi \Pi_1 = \Phi_1^T \Pi_1 = \Phi_1^T \Pi \Phi_1 = \Pi_1^T \Phi_1 = \begin{bmatrix} \Pi_{11} & I_{n_x} \\ I_{n_x} & \Phi_{11} \end{bmatrix}. \quad (33)$$

The key linearizing change of the controller variables is defined as follows [66]

$$\mathcal{A}_c := \Phi_{12}A_c\Pi_{12}^T + \Phi_{12}B_cC_y\Pi_{11} + \Phi_{11}B_uC_c\Pi_{12}^T + \Phi_{11}(A + B_uD_cC_y)\Pi_{11}, \quad (34)$$

$$\mathcal{B}_c := \Phi_{12}B_c + \Phi_{11}B_uD_c, \quad (35)$$

$$\mathcal{C}_c := C_c\Pi_{12}^T + D_cC_y\Pi_{11}, \quad (36)$$

$$\mathcal{D}_c := D_c. \quad (37)$$

The new variables \mathcal{A}_c , \mathcal{B}_c , \mathcal{C}_c , \mathcal{D}_c have dimensions $n_x \times n_x$, $n_x \times p_y$, $m_u \times n_x$, and $m_u \times p_y$, respectively, even if $n_x \neq n_\xi$. It is noted in [26] that if Φ_{12} and Π_{12} have full row rank and if \mathcal{A}_c , \mathcal{B}_c , \mathcal{C}_c , \mathcal{D}_c , Π_{11} , and Φ_{11} are known, one can always find the controller matrices A_c , B_c , C_c , D_c satisfying (34)–(37). If the matrices Φ_{12} and Π_{12} are square ($n_x = n_\xi$) and invertible, then A_c , B_c , C_c , and D_c are unique, i.e. for full-order design, when one can always assume that Φ_{12} and Π_{12} have full row rank, the mapping defined by (34)–(37) is bijective. More details can be found in [66], [26].

The solution to Problem 1 in the full-order design case is given by

Theorem 2. *Given $a \geq 0$, $\gamma > 0$, a dynamic output-feedback controller K of full order $n_\xi = n_x$ defined by (2) solving Problem 1 exists if the convex problem*

$$\eta - (\det(e^{-2a/m_w}\Psi))^{1/m_w} < \gamma^2, \quad (38)$$

$$\begin{bmatrix} \Psi - \eta I_{m_w} & * & * & * \\ B_w + B_u\mathcal{D}_cD_{yw} & -\Pi_{11} & * & * \\ \Phi_{11}B_w + \mathcal{B}_cD_{yw} & -I_{n_x} & -\Phi_{11} & * \\ D_{zw} + D_{zu}\mathcal{D}_cD_{yw} & 0 & 0 & -I_{p_z} \end{bmatrix} \prec 0, \quad (39)$$

$$\begin{bmatrix} -\Pi_{11} & * & * & * & * & * \\ -I_{n_x} & -\Phi_{11} & * & * & * & * \\ 0 & 0 & -\eta I_{m_w} & * & * & * \\ A\Pi_{11} + B_u\mathcal{C}_c & A + B_u\mathcal{D}_cC_y & B_w + B_u\mathcal{D}_cD_{yw} & -\Pi_{11} & * & * \\ \mathcal{A}_c & \Phi_{11}A + \mathcal{B}_cC_y & \Phi_{11}B_w + \mathcal{B}_cD_{yw} & -I_{n_x} & -\Phi_{11} & * \\ C_z\Pi_{11} + D_{zu}\mathcal{C}_c & C_z + D_{zu}\mathcal{D}_cC_y & D_{zw} + D_{zu}\mathcal{D}_cD_{yw} & 0 & 0 & -I_{p_z} \end{bmatrix} \prec 0, \quad (40)$$

$$\eta > \gamma^2, \quad \Pi_{11} \succ 0, \quad \Phi_{11} \succ 0, \quad \begin{bmatrix} \Pi_{11} & I_{n_x} \\ I_{n_x} & \Phi_{11} \end{bmatrix} \succ 0 \quad (41)$$

is feasible with respect to the scalar variable η , real $(m_w \times m_w)$ -matrix Ψ , matrices $\mathcal{A}_c \in \mathbb{R}^{n_x \times n_x}$, $\mathcal{B}_c \in \mathbb{R}^{n_x \times p_y}$, $\mathcal{C}_c \in \mathbb{R}^{m_u \times n_x}$, $\mathcal{D}_c \in \mathbb{R}^{m_u \times p_y}$ and two real $(n_x \times n_x)$ -matrices Π_{11} , Φ_{11} . If the problem (38)–(41) is feasible and the unknown variables have been found, then the controller matrices $A_c \in \mathbb{R}^{n_x \times n_x}$, $B_c \in \mathbb{R}^{n_x \times p_y}$, $C_c \in \mathbb{R}^{m_u \times n_x}$, $D_c \in \mathbb{R}^{m_u \times p_y}$ are uniquely defined by

$$D_c := \mathcal{D}_c, \quad (42)$$

$$C_c := (\mathcal{C}_c - D_cC_y\Pi_{11})\Pi_{12}^{-T}, \quad (43)$$

$$B_c := \Phi_{12}^{-1}(\mathcal{B}_c - \Phi_{11}B_uD_c), \quad (44)$$

$$A_c := \Phi_{12}^{-1}(\mathcal{A}_c - \Phi_{12}B_cC_y\Pi_{11} - \Phi_{11}B_uC_c\Pi_{12}^T - \Phi_{11}(A + B_uD_cC_y)\Pi_{11})\Pi_{12}^{-T} \quad (45)$$

and determined from finding two nonsingular $(n_x \times n_x)$ -matrices Π_{12} , Φ_{12} that satisfy

$$\Pi_{12}\Phi_{12}^T = I_{n_x} - \Pi_{11}\Phi_{11}. \quad (46)$$

Proof. Let a solution to (38)–(41) exist. From (32)–(37) and (25) it follows that

$$\begin{bmatrix} A\Pi_{11} + B_u\mathcal{C}_c & A + B_u\mathcal{D}_cC_y \\ \mathcal{A}_c & \Phi_{11}A + \mathcal{B}_cC_y \end{bmatrix} = \Phi_1^T \mathcal{A} \Pi_1, \quad \begin{bmatrix} B_w + B_u\mathcal{D}_cD_{yw} \\ \Phi_{11}B_w + \mathcal{B}_cD_{yw} \end{bmatrix} = \Phi_1^T \mathcal{B},$$

$$\begin{bmatrix} C_z\Pi_{11} + D_{zu}\mathcal{C}_c & C_z + D_{zu}\mathcal{D}_cC_y \end{bmatrix} = \mathcal{C}\Pi_1, \quad \begin{bmatrix} \Pi_{11} & I_{n_x} \\ I_{n_x} & \Phi_{11} \end{bmatrix} = \Pi_1^T \Phi \Pi_1 = \Phi_1^T \Pi \Phi_1,$$

where Φ and Π are defined by (29) and satisfy (30) with $n_\xi = n_x$. Substitution of the above identities to the inequalities (39), (40) yields

$$\begin{bmatrix} \Psi - \eta I_{m_w} & \mathcal{B}^T \Phi_1 & \mathcal{D}^T \\ \Phi_1^T \mathcal{B} & -\Phi_1^T \Pi \Phi_1 & 0 \\ \mathcal{D} & 0 & -I_{p_z} \end{bmatrix} \prec 0, \quad \begin{bmatrix} -\Pi_1^T \Phi \Pi_1 & 0 & \Pi_1^T \mathcal{A}^T \Phi_1 & \Pi_1^T \mathcal{C}^T \\ 0 & -\eta I_{m_w} & \mathcal{B}^T \Phi_1 & \mathcal{D}^T \\ \Phi_1^T \mathcal{A} \Pi_1 & \Phi_1^T \mathcal{B} & -\Phi_1^T \Pi \Phi_1 & 0 \\ \mathcal{C} \Pi_1 & \mathcal{D} & 0 & -I_{p_z} \end{bmatrix} \prec 0. \quad (47)$$

Performing a congruence transformation with

$$\text{blockdiag}(I_{m_w}, \Phi_1^{-T}, I_{p_z}), \quad \text{blockdiag}(\Pi_1^{-T}, I_{m_w}, \Phi_1^{-T}, I_{p_z})$$

on the inequalities (47), respectively, leads to

$$\begin{bmatrix} \Psi - \eta I_{m_w} & \mathcal{B}^T & \mathcal{D}^T \\ \mathcal{B} & -\Pi & 0 \\ \mathcal{D} & 0 & -I_{p_z} \end{bmatrix} \prec 0, \quad \begin{bmatrix} -\Phi & 0 & \mathcal{A}^T & \mathcal{C}^T \\ 0 & -\eta I_{m_w} & \mathcal{B}^T & \mathcal{D}^T \\ \mathcal{A} & \mathcal{B} & -\Pi & 0 \\ \mathcal{C} & \mathcal{D} & 0 & -I_{p_z} \end{bmatrix} \prec 0. \quad (48)$$

Then, by Lemma 1, from (38), (48), (29), (30) it follows that the closed-loop system (25) is internally stable and its a -anisotropic norm does not exceed the designed threshold γ , i.e. the inequality (5) holds. The procedure of reconstruction of the controller realization (A_c, B_c, C_c, D_c) from the solution variables $(\mathcal{A}_c, \mathcal{B}_c, \mathcal{C}_c, \mathcal{D}_c)$ by (46), (42)–(45) is quite standard [66], [26]. \square

Corollary 3. *As the inequalities (38)–(41) are also linear in $\hat{\gamma} := \gamma^2$, the conditions of Theorem 2 allow to compute the minimal γ via solving the convex optimization problem*

$$\begin{aligned} & \text{minimize} \quad \hat{\gamma} \\ & \text{over} \quad \Psi, \Phi_{11}, \Pi_{11}, \mathcal{A}_c, \mathcal{B}_c, \mathcal{C}_c, \mathcal{D}_c, \eta, \hat{\gamma} \quad \text{satisfying} \quad (38)\text{--}(41). \end{aligned} \quad (49)$$

If the convex problem (49) is solvable, the controller matrices are constructed just as in Theorem 2.

It is stressed in [26] that the applied synthesis procedure does not introduce any conservatism, if the analysis result does not involve any.

The results of Theorem 2 make possible application of the anisotropic norm as a closed-loop performance specification or objective for specific closed-loop channels in the multi-objective control problems based on a common Lyapunov functions [26] together with other performance specifications and objectives that can be captured in the LMI framework.

3.5 Static output-feedback controller

Let us now consider the special and very important case of static output-feedback controller

$$u_k = Ky_k. \quad (50)$$

Problem 3. *Given LDTI plant P described by (1), a mean anisotropy level $a \geq 0$ of the external disturbance W , and some designed threshold value $\gamma > 0$, find the static output-feedback controller (50) which internally stabilizes the closed-loop system $T_{ZW}(z)$ with the state-space realization*

$$\left[\begin{array}{c|c} \mathcal{A} & \mathcal{B} \\ \hline \mathcal{C} & \mathcal{D} \end{array} \right] = \left[\begin{array}{c|c} A + B_u K C_y & B_w + B_u K D_{yw} \\ \hline C_z + D_{zu} K C_y & D_{zw} + D_{zu} K D_{yw} \end{array} \right] \quad (51)$$

and ensures its a -anisotropic norm does not exceed the threshold γ , i.e.

$$\|T_{ZW}\|_a < \gamma. \quad (52)$$

Direct application of the sufficient conditions (12)–(14) of Lemma 1 to the closed-loop realization (51) yields the following corollary on the straightforward solution to Problem 3.

Corollary 4. *Given $a \geq 0$, $\gamma > 0$, the static output-feedback controller (50) solving Problem 3 exists if the inequalities*

$$\eta - (\det(e^{-2a/m_w} \Psi))^{1/m_w} < \gamma^2, \quad (53)$$

$$\left[\begin{array}{ccc} \Psi - \eta I_{m_w} & * & * \\ B_w + B_u K D_{yw} & -\Pi & * \\ D_{zw} + D_{zu} K D_{yw} & 0 & -I_{p_z} \end{array} \right] \prec 0, \quad (54)$$

$$\left[\begin{array}{cccc} -\Phi & * & * & * \\ 0 & -\eta I_{m_w} & * & * \\ A + B_u K C_y & B_w + B_u K D_{yw} & -\Pi & * \\ C_z + D_{zu} K C_y & D_{zw} + D_{zu} K D_{yw} & 0 & -I_{p_z} \end{array} \right] \prec 0, \quad (55)$$

$$\eta > \gamma^2, \quad \Psi \succ 0, \quad \Phi \succ 0, \quad \Pi \succ 0 \quad (56)$$

are feasible with respect to the scalar variable η , real $(m_w \times m_w)$ -matrix Ψ , real $(m_u \times p_y)$ -matrix K , and two reciprocal real $(n_x \times n_x)$ -matrices Φ , Π such that

$$\Phi \Pi = I_{n_x}. \quad (57)$$

So, the problem of finding the output-feedback gain matrix K solving Problem 3 leads to solving the problem (53)–(57) or making sure of its insolvability. The inequalities (53)–(57) derived from the straightforward application of Lemma 1 are not convex because of the condition (57). One can try to solve this general problem by the algorithms of [57]–[65] suitable for finding reciprocal matrices under convex constraints.

However, the specific linearizing change of variables presented in [30] can make the resulting optimization problem convex for a specific class of plants defined by a certain structural property. Namely, suppose that the transfer function of the plant (1) from the control input to measured output vanishes, i.e. [30]

$$T_{yu}(z) := C_y(zI - A)^{-1}B_u = 0. \quad (58)$$

For the stabilizable and detectable plant (1), if (58) holds, then there exists a similarity transformation T such that

$$\left[\begin{array}{c|cc} TAT^{-1} & TB_w & TB_u \\ \hline C_z T^{-1} & D_{zw} & D_{zu} \\ C_y T^{-1} & D_{yw} & 0 \end{array} \right] = \left[\begin{array}{cc|cc} A_{11} & A_{12} & B_{w_1} & B_{u_1} \\ 0 & A_{22} & B_{w_2} & 0 \\ \hline C_{z_1} & C_{z_2} & D_{zw} & D_{zu} \\ 0 & C_{y_2} & D_{yw} & 0 \end{array} \right] \quad (59)$$

where (A_{11}, B_{u_1}) is controllable, (A_{11}, C_{y_2}) is observable, and the matrix A_{22} is stable [30]; see also [67]. The representation (59) implies that the closed-loop system realization after static output feedback becomes

$$\left[\begin{array}{c|c} \mathcal{A} & \mathcal{B} \\ \hline \mathcal{C} & \mathcal{D} \end{array} \right] = \left[\begin{array}{cc|cc} A_{11} & A_{12} + B_{u_1} K C_{y_2} & B_{w_1} + B_{u_1} K D_{yw} & \\ 0 & A_{22} & & B_{w_2} \\ \hline C_{z_1} & C_{z_2} + D_{zu} K C_{y_2} & D_{zw} + D_{zu} K D_{yw} & \end{array} \right]. \quad (60)$$

The Lyapunov matrix Φ in the inequalities (13), (14) of Lemma 1 is partitioned according to the representation of \mathcal{A} in (60) as [30]

$$\Phi = \begin{bmatrix} \Phi_{11} & \Phi_{12} \\ \Phi_{12}^T & \Phi_{22} \end{bmatrix} \succ 0. \quad (61)$$

The key linearizing change of variables is defined in [30] as

$$P := \begin{bmatrix} Q & S \\ S^T & R \end{bmatrix} = \begin{bmatrix} \Phi_{11}^{-1} & -\Phi_{11}^{-1} \Phi_{12} \\ -\Phi_{12}^T \Phi_{11}^{-1} & \Phi_{22} - \Phi_{12}^T \Phi_{11}^{-1} \Phi_{12} \end{bmatrix}. \quad (62)$$

It is noted in [30] that the transformation (62) maps the set of all positive definite matrices into the set of all matrices with positive definite diagonal blocks; this map is bijective; its inverse is given by

$$\begin{bmatrix} \Phi_{11} & \Phi_{12} \\ \Phi_{12}^T & \Phi_{22} \end{bmatrix} = \begin{bmatrix} Q^{-1} & -Q^{-1} S \\ -S^T Q^{-1} & R - S^T Q^{-1} S \end{bmatrix}. \quad (63)$$

The transformation (62) is motivated by the factorization [30]

$$P_1 \Phi = P_2 \quad (64)$$

with

$$P_1 := \begin{bmatrix} Q & 0 \\ S^T & I \end{bmatrix}, \quad P_2 := \begin{bmatrix} I & -S \\ 0 & R \end{bmatrix}. \quad (65)$$

Theorem 3. *Suppose that the plant P described by (1) is such that $T_{yu}(z) = 0$, i.e. (58) holds. Given $a \geq 0$, $\gamma > 0$, a static output-feedback controller defined by (50) solving Problem 3 exists if the convex problem*

$$\eta - (\det(e^{-2a/m_w} \Psi))^{1/m_w} < \gamma^2, \quad (66)$$

$$\begin{bmatrix} \Psi - \eta I_{m_w} & * & * & * \\ B_{w_1} + B_{u_1} K D_{yw} - S B_{w_2} & -Q & * & * \\ RB_{w_2} & 0 & -R & * \\ D_{zw} + D_{zu} K D_{yw} & 0 & 0 & -I_{p_z} \end{bmatrix} \prec 0, \quad (67)$$

$$\begin{bmatrix} -Q & * & * & * & * & * \\ 0 & -R & * & * & * & * \\ 0 & 0 & -\eta I_{m_w} & * & * & * \\ A_{11}Q & A_{11}S - SA_{22} + A_{12} + B_{u_1}KC_{y_2} & B_{w_1} + B_{u_1}KD_{y_w} - SB_{w_2} & -Q & * & * \\ 0 & RA_{22} & RB_{w_2} & 0 & -R & * \\ C_{z_1}Q & C_{z_1}S + C_{z_2} + D_{z_u}KC_{y_2} & D_{z_w} + D_{z_u}KD_{y_w} & 0 & 0 & -I_{p_z} \end{bmatrix} \prec 0, \quad (68)$$

$$\eta > \gamma^2, \quad \Psi \succ 0, \quad Q \succ 0, \quad R \succ 0 \quad (69)$$

is feasible with respect to the scalar variable η , real $(m_w \times m_w)$ -matrix Ψ , controller gain matrix K and real matrices Q , R , and S .

Proof. Let a solution to (66)–(69) exist. Then from (65), (60), (63) it follows that

$$\begin{bmatrix} Q & 0 \\ 0 & R \end{bmatrix} = P_1 \Phi P_1^T, \quad (70)$$

$$\begin{bmatrix} A_{11}Q & A_{11}S - SA_{22} + A_{12} + B_{u_1}KC_{y_2} \\ 0 & RA_{22} \end{bmatrix} = P_1 \Phi \mathcal{A} P_1^T, \quad (71)$$

$$\begin{bmatrix} B_{w_1} + B_{u_1}KD_{y_w} - SB_{w_2} \\ RB_{w_2} \end{bmatrix} = P_1 \Phi \mathcal{B}, \quad (72)$$

$$\begin{bmatrix} C_{z_1}Q & C_{z_1}S + C_{z_2} + D_{z_u}KC_{y_2} \end{bmatrix} = \mathcal{C} P_1^T. \quad (73)$$

Substituting the identities (70)–(73) to the LMIs (67), (68), we have

$$\begin{bmatrix} \Psi - \eta I_{m_w} & \mathcal{B}^T \Phi P_1^T & \mathcal{D}^T \\ P_1 \Phi \mathcal{B} & -P_1 \Phi P_1^T & 0 \\ \mathcal{D} & 0 & -I_{p_z} \end{bmatrix} \prec 0, \quad \begin{bmatrix} -P_1 \Phi P_1^T & 0 & P_1 \mathcal{A}^T \Phi P_1^T & P_1 \mathcal{C}^T \\ 0 & -\eta I_{m_w} & \mathcal{B}^T \Phi P_1^T & \mathcal{D}^T \\ P_1 \Phi \mathcal{A} P_1^T & P_1 \Phi \mathcal{B} & -P_1 \Phi P_1^T & 0 \\ \mathcal{C} P_1^T & \mathcal{D} & 0 & -I_{p_z} \end{bmatrix} \prec 0. \quad (74)$$

Performing a congruence transformation with

$$\text{blockdiag}(I_{m_w}, P_1^{-1}, I_{p_z}), \quad \text{blockdiag}(P_1^{-1}, I_{m_w}, P_1^{-1}, I_{p_z}),$$

where P_1 is defined by (65), on the inequalities (74), respectively, yields

$$\begin{bmatrix} \Psi - \eta I_{m_w} & \mathcal{B}^T \Phi & \mathcal{D}^T \\ \Phi \mathcal{B} & -\Phi & 0 \\ \mathcal{D} & 0 & -I_{p_z} \end{bmatrix} \prec 0, \quad \begin{bmatrix} -\Phi & 0 & \mathcal{A}^T \Phi & \mathcal{C}^T \\ 0 & -\eta I_{m_w} & \mathcal{B}^T \Phi & \mathcal{D}^T \\ \Phi \mathcal{A} & \Phi \mathcal{B} & -\Phi & 0 \\ \mathcal{C} & \mathcal{D} & 0 & -I_{p_z} \end{bmatrix} \prec 0. \quad (75)$$

Pre- and post-multiplying the inequalities (75) by

$$\text{blockdiag}(I_{m_w}, \Phi^{-1}, I_{p_z}) \succ 0, \quad \text{blockdiag}(I_{n_x}, I_{m_w}, \Phi^{-1}, I_{p_z}) \succ 0,$$

respectively, we have

$$\begin{bmatrix} \Psi - \eta I_{m_w} & \mathcal{B}^T & \mathcal{D}^T \\ \mathcal{B} & -\Phi^{-1} & 0 \\ \mathcal{D} & 0 & -I_{p_z} \end{bmatrix} \prec 0, \quad \begin{bmatrix} -\Phi & 0 & \mathcal{A}^T & \mathcal{C}^T \\ 0 & -\eta I_{m_w} & \mathcal{B}^T & \mathcal{D}^T \\ \mathcal{A} & \mathcal{B} & -\Phi^{-1} & 0 \\ \mathcal{C} & \mathcal{D} & 0 & -I_{p_z} \end{bmatrix} \prec 0. \quad (76)$$

Then, by Lemma 1, from (66), (76), (69), (61) it follows that the controller gain matrix K is the solution to Problem 3 for the plant (59) and the closed-loop system (60), which completes the proof. \square

Corollary 5. *The convex constraints (66)–(69) are also linear in γ^2 . With the notation $\hat{\gamma} := \gamma^2$, the conditions of Theorem 3 allow for γ to be minimized via solving the convex optimization problem*

$$\begin{aligned} & \text{minimize} && \hat{\gamma} \\ & \text{over} && \Psi, Q, R, S, K, \eta, \hat{\gamma} \text{ satisfying (66)–(69)}. \end{aligned} \quad (77)$$

The controller gain matrix K enters the synthesis LMIs (67), (68) directly. It is noted in [30] that this allows for some structural requirements on this controller gain to be incorporated making possible even the synthesis of decentralized controllers (with block-diagonal K) via convex optimization.

The results of Theorem 3 make possible application of the anisotropic norm as a closed-loop performance specification or objective for specific closed-loop channels in the multi-objective control problems with LMI specifications considered in [30].

It should be also noted that in general case, when the structural property (58) does not hold, one can follow the way of [30] and make use of the Youla-Kučera parametrization of stabilizing controller [68, 69] to parametrize affinely the closed-loop system, enforce the said property, and bring the closed-loop realization to the form (59). Then the synthesis of the anisotropic controller can be treated as finding the Youla parameter that enters the closed-loop system affinely by applying the results of Theorem 3 and Corollary 5.

Besides the class of systems which satisfy the structural property (58), there are two particular cases of the system's structure which allow for the static output-feedback design problem to lead to some convex optimization problem by applying a nonsingular state coordinate transformation and introducing structured slack variables just as it was done for \mathcal{H}_∞ synthesis problem in [70]. These cases are the so called singular control and filtering problems.

Let us first consider the singular control problem when the matrix D_{zu} of the plant (1) is zero and the matrix B_u is of full column rank. Then there exists a nonsingular state coordinate transformation matrix T_u such that [70]

$$\bar{B}_u := T_u B_u = \begin{bmatrix} I_{m_u} \\ 0 \end{bmatrix}. \quad (78)$$

Under this transformation, the plant realization matrices become

$$\bar{A} := T_u A T_u^{-1}, \quad \bar{B}_w := T_u B_w, \quad \bar{C}_z := C_z T_u^{-1}, \quad \bar{C}_y := C_y T_u^{-1}. \quad (79)$$

Theorem 4. *Suppose that the plant P described by (1) is such that $D_{zu} = 0$ and $\text{rank } B_u = m_u$. Given $a \geq 0$, $\gamma > 0$, a static output-feedback controller defined by (50) solving Problem 3 for the closed-loop realization*

$$\left[\begin{array}{c|c} A & B \\ \hline C & D \end{array} \right] = \left[\begin{array}{c|c} A + B_u K C_y & B_w + B_u K D_{yw} \\ \hline C_z & D_{zw} \end{array} \right] \quad (80)$$

exists if the convex problem

$$\eta - (\det(e^{-2a/m_w} \Psi))^{1/m_w} < \gamma^2, \quad (81)$$

$$\begin{bmatrix} \Psi - \eta I_{m_w} & \bar{B}_w^T \bar{S}^T + D_{yw}^T L^T & D_{zw}^T \\ \bar{S} \bar{B}_w + L D_{yw} & \bar{\Phi} - \bar{S} - \bar{S}^T & 0 \\ D_{zw} & 0 & -I_{p_z} \end{bmatrix} \prec 0, \quad (82)$$

$$\begin{bmatrix} -\bar{\Phi} & 0 & \bar{A}^T \bar{S}^T + \bar{C}_y^T L^T & \bar{C}_z^T \\ 0 & -\eta I_{m_w} & \bar{B}_w^T \bar{S}^T + D_{yw}^T L^T & D_{zw}^T \\ \bar{S} \bar{A} + L \bar{C}_y & \bar{S} \bar{B}_w + L D_{yw} & \bar{\Phi} - \bar{S} - \bar{S}^T & 0 \\ \bar{C}_z & D_{zw} & 0 & -I_{p_z} \end{bmatrix} \prec 0, \quad (83)$$

$$\eta > \gamma^2, \quad \Psi \succ 0, \quad \bar{\Phi} \succ 0, \quad (84)$$

where \bar{A} , \bar{B}_w , \bar{C}_z , \bar{C}_y are defined by (79), is feasible with respect to the scalar variable η , real $(m_w \times m_w)$ -matrix Ψ , $(n_x \times n_x)$ -matrix $\bar{\Phi}$, and two structured matrix variables

$$\bar{S} := \begin{bmatrix} \bar{S}_1 & 0 \\ 0 & \bar{S}_2 \end{bmatrix}, \quad L := \begin{bmatrix} L_1 \\ 0 \end{bmatrix}. \quad (85)$$

If the problem (81)–(84) is feasible and the unknown variables have been found, then the output-feedback controller gain matrix is determined by $K = \bar{S}_1^{-1} L_1$.

The proof is similar to that of [70] where it is derived for the \mathcal{H}_∞ norm performance criterion.

Proof. Let a solution to the problem (81)–(84) exist. Performing a congruence transformation with

$$\text{blockdiag}(I_{m_w}, T_u^T, I_{p_z}), \quad \text{blockdiag}(T_u^T, I_{m_w}, T_u^T, I_{p_z})$$

on the inequalities (82), (83), respectively, leads to

$$\begin{bmatrix} \Psi - \eta I_{m_w} & B_w^T T_u^T \bar{S}^T T_u + D_{yw}^T L^T T_u & D_{zw}^T \\ T_u^T \bar{S} T_u B_w + T_u^T L D_{yw} & T_u^T (\bar{\Phi} - \bar{S} - \bar{S}^T) T_u & 0 \\ D_{zw} & 0 & -I_{p_z} \end{bmatrix} \prec 0,$$

$$\begin{bmatrix} -T_u^T \bar{\Phi} T_u & 0 & A^T T_u^T \bar{S}^T T_u + C_y^T L^T T_u & C_z^T \\ 0 & -\eta I_{m_w} & B_w^T T_u^T \bar{S}^T T_u + D_{yw}^T L^T T_u & D_{zw}^T \\ T_u^T \bar{S} T_u A + T_u^T L C_y & T_u^T \bar{S} T_u B_w + T_u^T L D_{yw} & T_u^T (\bar{\Phi} - \bar{S} - \bar{S}^T) T_u & 0 \\ C_z & D_{zw} & 0 & -I_{p_z} \end{bmatrix} \prec 0$$

where the plant realization matrices are derived from the backward transformation of (79). Let us denote $S := T_u^T \bar{S} T_u$, $\Phi := T_u^T \bar{\Phi} T_u$. Then from (85) and definition of $K = \bar{S}_1^{-1} L_1$ it follows that

$$T_u^T L = T_u^T \begin{bmatrix} L_1 \\ 0 \end{bmatrix} = T_u^T \begin{bmatrix} \bar{S}_1 & 0 \\ 0 & \bar{S}_2 \end{bmatrix} \begin{bmatrix} I_{m_u} \\ 0 \end{bmatrix} K = T_u^T \bar{S} \bar{B}_u K = S B_u K,$$

and the above LMIs can be rewritten as

$$\begin{bmatrix} \Psi - \eta I_{m_w} & (B_w + B_u K D_{yw})^T S^T & D_{zw}^T \\ S(B_w + B_u K D_{yw}) & \Phi - S - S^T & 0 \\ D_{zw} & 0 & -I_{p_z} \end{bmatrix} \prec 0,$$

$$\begin{bmatrix} -\Phi & 0 & (A + B_u K C_y)^T S^T & C_z^T \\ 0 & -\eta I_{m_w} & (B_w + B_u K D_{yw})^T S^T & D_{zw}^T \\ S(A + B_u K C_y) & S(B_w + B_u K D_{yw}) & \Phi - S - S^T & 0 \\ C_z & D_{zw} & 0 & -I_{p_z} \end{bmatrix} \prec 0,$$

or, in terms of the closed-loop realization (80), as

$$\begin{bmatrix} \Psi - \eta I_{m_w} & \mathcal{B}^T S^T & \mathcal{D}^T \\ S\mathcal{B} & \Phi - S - S^T & 0 \\ \mathcal{D} & 0 & -I_{p_z} \end{bmatrix} \prec 0, \quad \begin{bmatrix} -\Phi & 0 & \mathcal{A}^T S^T & \mathcal{C}^T \\ 0 & -\eta I_{m_w} & \mathcal{B}^T S^T & \mathcal{D}^T \\ S\mathcal{A} & S\mathcal{B} & \Phi - S - S^T & 0 \\ \mathcal{C} & \mathcal{D} & 0 & -I_{p_z} \end{bmatrix} \prec 0.$$

Then, performing a congruence transformation with

$$\text{blockdiag}(I_{m_w}, S^{-1}, I_{p_z}), \quad \text{blockdiag}(I_{n_x}, I_{m_w}, S^{-1}, I_{p_z})$$

on the last inequalities, respectively, we have

$$\begin{bmatrix} \Psi - \eta I_{m_w} & \mathcal{B}^T & \mathcal{D}^T \\ \mathcal{B} & S^{-1}\Phi S^{-T} - S^{-1} - S^{-T} & 0 \\ \mathcal{D} & 0 & -I_{p_z} \end{bmatrix} \prec 0, \quad (86)$$

$$\begin{bmatrix} -\Phi & 0 & \mathcal{A}^T & \mathcal{C}^T \\ 0 & -\eta I_{m_w} & \mathcal{B}^T & \mathcal{D}^T \\ \mathcal{A} & \mathcal{B} & S^{-1}\Phi S^{-T} - S^{-1} - S^{-T} & 0 \\ \mathcal{C} & \mathcal{D} & 0 & -I_{p_z} \end{bmatrix} \prec 0. \quad (87)$$

From the inequality

$$(S^{-1} - \Phi^{-1})(-\Phi)(S^{-1} - \Phi^{-1})^T \prec 0$$

it is clear that

$$-\Phi^{-1} \prec S^{-1}\Phi S^{-T} - S^{-1} - S^{-T}.$$

Then, by Lemma 1, from (81), (86), (87), (84) it follows that the controller gain matrix K is the solution to Problem 3 for the closed-loop realization (80), which completes the proof. \square

Remark 2. *Unlike the proofs of Theorems 1–3, there is no equivalence between the synthesis inequalities (81)–(84) and the conditions (12)–(14) of Lemma 1. The synthesis LMIs (82), (83) establish only sufficient conditions for the inequalities (13), (14) of Lemma 1 to be solvable. This also concerns a synthesis theorem below.*

Corollary 6. *With the notation $\hat{\gamma} := \gamma^2$, the conditions of Theorem 4 allow for γ to be minimized via solving the convex optimization problem*

$$\begin{aligned} & \text{minimize } \hat{\gamma} \\ & \text{over } \Psi, \bar{\Phi}, \bar{S}, L, \eta, \hat{\gamma} \text{ satisfying } (81)\text{--}(84). \end{aligned} \quad (88)$$

If the problem (88) is solvable, the controller gain matrix is constructed just as in Theorem 4.

Now consider the singular filtering problem when the matrix D_{yw} of the plant (1) is zero and the matrix C_y is of full row rank. Then there exists a nonsingular state coordinate transformation matrix T_y such that [70]

$$\bar{C}_y := C_y T_y^{-1} = [I_{p_y} \quad 0]. \quad (89)$$

Under this transformation, the plant realization matrices become

$$\bar{A} := T_y A T_y^{-1}, \quad \bar{B}_w := T_y B_w, \quad \bar{B}_u := T_y B_u, \quad \bar{C}_z := C_z T_y^{-1}. \quad (90)$$

Theorem 5. Suppose that the plant P described by (1) is such that $D_{yw} = 0$ and $\text{rank } C_y = p_y$. Given $a \geq 0$, $\gamma > 0$, a static output-feedback controller defined by (50) solving Problem 3 for the closed-loop realization

$$\left[\begin{array}{c|c} \mathcal{A} & \mathcal{B} \\ \hline \mathcal{C} & \mathcal{D} \end{array} \right] = \left[\begin{array}{c|c} A + B_u K C_y & B_w \\ \hline C_z + D_{zu} K C_y & D_{zw} \end{array} \right] \quad (91)$$

exists if the convex problem

$$\eta - (\det(e^{-2a/m_w} \Psi))^{1/m_w} < \gamma^2, \quad (92)$$

$$\begin{bmatrix} \Psi - \eta I_{m_w} & \bar{B}_w^T & D_{zw}^T \\ \bar{B}_w & -\bar{\Pi} & 0 \\ D_{zw} & 0 & -I_{p_z} \end{bmatrix} \prec 0, \quad (93)$$

$$\begin{bmatrix} \bar{\Pi} - \bar{R} - \bar{R}^T & 0 & \bar{R}^T \bar{A}^T + M^T \bar{B}_u^T & \bar{R}^T \bar{C}_z^T + M^T D_{zu}^T \\ 0 & -\eta I_{m_w} & \bar{B}_w^T & D_{zw}^T \\ \bar{A} \bar{R} + \bar{B}_u M & \bar{B}_w & -\bar{\Pi} & 0 \\ \bar{C}_z \bar{R} + D_{zu} M & D_{zw} & 0 & -I_{p_z} \end{bmatrix} \prec 0, \quad (94)$$

$$\eta > \gamma^2, \quad \Psi \succ 0, \quad \bar{\Pi} \succ 0, \quad (95)$$

where \bar{A} , \bar{B}_w , \bar{C}_z , \bar{C}_y are defined by (90), is feasible with respect to the scalar variable η , real $(m_w \times m_w)$ -matrix Ψ , $(n_x \times n_x)$ -matrix $\bar{\Pi}$, and two structured matrix variables

$$\bar{R} := \begin{bmatrix} \bar{R}_1 & 0 \\ 0 & \bar{R}_2 \end{bmatrix}, \quad M := [M_1 \quad 0]. \quad (96)$$

If the problem (92)–(95) is feasible and the unknown variables have been found, then the output-feedback controller gain matrix is determined by $K = M_1 \bar{R}_1^{-1}$.

The proof is dual to that of Theorem 4 and similar to that of [70] where it is derived for the \mathcal{H}_∞ norm performance criterion.

Proof. Let a solution to the problem (92)–(95) exist. Substitute the realization matrices defined by (90) to the LMIs (93), (94). Perform a congruence transformation with

$$\text{blockdiag}(I_{m_w}, T_y^{-1}, I_{p_z}), \quad \text{blockdiag}(T_y^{-1}, I_{m_w}, T_y^{-1}, I_{p_z})$$

on the LMIs (93), (94), respectively. Then define $R := T_y^{-1} \bar{R} T_y^{-T}$ and $\Pi := T_y^{-1} \bar{\Pi} T_y^{-T}$. From (96) and definition of $K = M_1 \bar{R}_1^{-1}$ it follows that $M T_y^{-T} = K C_y R$, and the LMIs (93), (94) can be rewritten as

$$\begin{bmatrix} \Psi - \eta I_{m_w} & B_w^T & D_{zw}^T \\ B_w & -\Pi & 0 \\ D_{zw} & 0 & -I_{p_z} \end{bmatrix} \prec 0,$$

$$\begin{bmatrix} \Pi - R - R^T & 0 & R^T (A + B_u K C_y)^T & R^T (C_z + D_{zu} K C_y)^T \\ 0 & -\eta I_{m_w} & B_w^T & D_{zw}^T \\ (A + B_u K C_y) R & B_w & -\Pi & 0 \\ (C_z + D_{zu} K C_y) R & D_{zw} & 0 & -I_{p_z} \end{bmatrix} \prec 0,$$

or, in terms of the closed-loop realization (91), as

$$\begin{bmatrix} \Psi - \eta I_{m_w} & \mathcal{B}^T & \mathcal{D}^T \\ \mathcal{B} & -\Pi & 0 \\ \mathcal{D} & 0 & -I_{p_z} \end{bmatrix} \prec 0, \quad \begin{bmatrix} \Pi - R - R^T & 0 & R^T \mathcal{A}^T & R^T \mathcal{C}^T \\ 0 & -\eta I_{m_w} & \mathcal{B}^T & \mathcal{D}^T \\ \mathcal{A}R & \mathcal{B} & -\Pi & 0 \\ \mathcal{C}R & \mathcal{D} & 0 & -I_{p_z} \end{bmatrix} \prec 0. \quad (97)$$

Then, performing a congruence transformation with $\text{blockdiag}(R^{-T}, I_{m_w}, I_{n_x}, I_{p_z})$ on the last inequality leads to

$$\begin{bmatrix} R^{-T} \Pi R^{-1} - R^{-1} - R^{-T} & 0 & \mathcal{A}^T & \mathcal{C}^T \\ 0 & -\eta I_{m_w} & \mathcal{B}^T & \mathcal{D}^T \\ \mathcal{A} & \mathcal{B} & -\Pi & 0 \\ \mathcal{C} & \mathcal{D} & 0 & -I_{p_z} \end{bmatrix} \prec 0. \quad (98)$$

From the inequality

$$(R^{-1} - \Pi^{-1})^T (-\Pi) (R^{-1} - \Pi^{-1}) \prec 0$$

it is clear that

$$-\Pi^{-1} \prec R^{-T} \Pi R^{-1} - R^{-1} - R^{-T}.$$

Let us define $\Phi := \Pi^{-1}$. Then, by Lemma 1, from (92), (97), (98), (95) it follows that the controller gain matrix K is the solution to Problem 3 for the closed-loop realization (91), which completes the proof. \square

Corollary 7. *With the notation $\hat{\gamma} := \gamma^2$, the conditions of Theorem 5 allow for γ to be minimized via solving the convex optimization problem*

$$\begin{aligned} & \text{minimize} \quad \hat{\gamma} \\ & \text{over} \quad \Psi, \bar{\Pi}, \bar{R}, M, \eta, \hat{\gamma} \quad \text{satisfying} \quad (92)\text{--}(95). \end{aligned} \quad (99)$$

If the problem (99) is solvable, the controller gain matrix is constructed just as in Theorem 5.

It is noted in [70] that since the singular control and filtering problems are dual, the convex feasibility problems (81)–(84) and (92)–(95) of Theorems 4 and 5 are in a sense dual too, just as the convex optimization problems (88) and (99) of Corollaries 6 and 7. Replacing the realization matrices and the variables under the coordinate transformation in the formulas of Theorem 4 and Corollary 6 as

$$\begin{aligned} \{\bar{A}, \bar{B}_w, \bar{B}_u, \bar{C}_z, D_{zw}, \bar{C}_y, D_{yw}\} & \longrightarrow \{\bar{A}^T, \bar{C}_z^T, \bar{C}_y^T, \bar{B}_w^T, D_{zw}^T, \bar{B}_u^T, D_{zu}^T\}, \\ \{\eta, \Psi, \bar{\Phi}, \bar{S}, L\} & \longrightarrow \{\eta, \Psi, \bar{\Pi}, \bar{R}^T, M^T\}, \end{aligned}$$

we obtain the respective formulas of Theorem 5 and Corollary 7 and the controller is given by $K \longrightarrow K^T$.

It is shown in [70] that the results of Theorem 4 and Corollary 6 can be applied to synthesis of decentralized anisotropic suboptimal and γ -optimal static output-feedback and fixed-order controllers. In turn, Theorem 5 and Corollary 7 allow to get a solution to simultaneous anisotropic output-feedback control problems. These topics are beyond the limits of this paper and may be discussed elsewhere.

3.6 Fixed-order controller via convex optimization

It is well-known (see e.g. [23]) that the fixed-order dynamic controller synthesis problem can be embedded into a static output-feedback design problem by augmentation of the plant states with the controller states as

$$\begin{bmatrix} \mathcal{A} & \mathcal{B}_w & \mathcal{B}_u \\ \mathcal{C}_z & \mathcal{D}_{zw} & \mathcal{D}_{zu} \\ \mathcal{C}_y & \mathcal{D}_{yw} & 0 \end{bmatrix} := \left[\begin{array}{cc|cc} A & 0 & B_w & 0 & B_u \\ 0 & 0 & 0 & I_{n_\xi} & 0 \\ \hline C_z & 0 & D_{zw} & 0 & D_{zu} \\ \hline 0 & I_{n_\xi} & 0 & 0 & 0 \\ C_y & 0 & D_{yw} & 0 & 0 \end{array} \right]. \quad (100)$$

The closed-loop realization is then given by

$$\begin{bmatrix} \mathcal{A} & \mathcal{B} \\ \mathcal{C} & \mathcal{D} \end{bmatrix} = \begin{bmatrix} \mathcal{A} & \mathcal{B}_w \\ \mathcal{C}_z & \mathcal{D}_{zw} \end{bmatrix} + \begin{bmatrix} \mathcal{B}_u \\ \mathcal{D}_{zu} \end{bmatrix} K \begin{bmatrix} \mathcal{C}_y & \mathcal{D}_{yw} \end{bmatrix} = \begin{bmatrix} \mathcal{A} + \mathcal{B}_u K \mathcal{C}_y & \mathcal{B}_w + \mathcal{B}_u K \mathcal{D}_{zw} \\ \mathcal{C}_z + \mathcal{D}_{zw} K \mathcal{C}_y & \mathcal{D}_{zw} + \mathcal{D}_{zu} K \mathcal{D}_{yw} \end{bmatrix}$$

where the gain matrix K incorporates the controller parameters

$$K := \begin{bmatrix} A_c & B_c \\ C_c & D_c \end{bmatrix}. \quad (101)$$

Therefore, if the realization of the plant (1) has one of the matrices D_{zu} or D_{yw} identically zero with B_u or C_y of full column/row rank, respectively, we can make use of Theorem 4 and Corollary 6 or Theorem 5 and Corollary 7 to find the fixed-order anisotropic γ -optimal (suboptimal) controller as the static output-feedback gain (101) for the realization (100) of the augmented plant.

4 Numerical examples

In this section we provide several purely illustrative numerical examples of the anisotropic γ -optimal controller design via convex optimization. Only two special design cases are considered, namely, the full-order output-feedback controller and static output-feedback gain defined in Theorems 2 and 5, respectively. As regards general Problems 1, 3 of the anisotropic suboptimal controller design with the solutions defined by Corollaries 2, 4, testing and benchmark of various algorithms for finding reciprocal matrices under convex constraints (e.g., [58, 63, 64]) is the issue of future work and will be presented elsewhere. However, it should be mentioned that the algorithms of [58, 63] have been tested on some reasonable number of state-space realizations randomly generated by the MATLAB Control Systems Toolbox function `drss` and some models from the *COMPl_eib* collection [71, 72]. The numerical experiments have shown that application of both of that algorithms often leads to convergence to local minima and depend on initial conditions. The randomized technique proposed in [64] aimed at generation of the initial conditions seems to be able to improve the situation.

All computations have been carried out by means of MATLAB 7.9.0 (R2009b), Control System Toolbox, and Robust Control Toolbox in combination with the YALMIP interface [55] and the SeDuMi solver [54] with CPU P8700 2×2.53 GHz.

4.1 Full-order output-feedback design

4.1.1 TU-154 aircraft landing

First we consider the problem of longitudinal flight control in landing approach under the influence of both deterministic and stochastic external disturbances in conditions of a windshear and noisy measurements. The control aims at disturbance attenuation and stabilization of the aircraft longitudinal motion along some desired glidepath. The linearized discrete time-invariant model of TU-154 aircraft landing is given in [73], where the problem was solved by means of the anisotropic optimal controller derived in [45]. Here we present the results of solving the anisotropic γ -optimal full-order synthesis problem via convex optimization as defined in Theorem 2 and Corollary 2.

The mathematical model of the aircraft longitudinal motion defining deviation from a nominal trajectory was derived in [73] at the trajectory point characterized by the airspeed $V_0 = 71.375$ m/sec, flying path slope angle $\theta_0 = -2.7$ deg, pitch angle rate $\omega_{z0} = 0$ deg/sec, pitch angle $\vartheta_0 = 0$ deg, height $h_0 = 600$ m, and thrust $T_0 = 52540$ newton. The model has order $n_x = 6$, two control inputs (the signal $\Delta\vartheta_{cy}$ generated by the controller to deflect the generalized ailerons and the throttle lever position $\Delta\delta_t$) and two measured outputs (the airspeed $\Delta V + w_{V,k}$ and the height $\Delta h + w_{h,k}$). The sampling time of the model $\Delta t = 0.01$ sec.

The anisotropic γ -optimal controller K_a was derived from a solution to the convex optimization problem (49) as defined in Theorem 2. The state-space realization of the anisotropic γ -optimal controller K_a computed for the mean anisotropy level $a = 0.7$ is presented below together with the realizations of \mathcal{H}_2 and \mathcal{H}_∞ optimal controllers K_2 and K_∞ computed by MATLAB Robust Control Toolbox functions `h2syn` (Riccati equations technique) and `hinfsyn` (LMI optimization technique):

$$K_2 = \begin{bmatrix} 0.9901 & -0.0008 & 0 & -0.0009 & -0.000133 & 0.0009 & 0.009301 & 0.000133 \\ 0.002025 & 0.9962 & 0.001999 & 0.008616 & -0.002482 & 6.243 \cdot 10^{-5} & 0.0009729 & 0.003669 \\ -0.007851 & -0.01844 & 0.9754 & -0.0292 & -0.01198 & -0.0006086 & 0.0001711 & 0.0003985 \\ -0.0001271 & -0.0002021 & 0.009825 & 0.9998 & -0.001113 & -5.202 \cdot 10^{-6} & 6.059 \cdot 10^{-5} & 0.001014 \\ -0.0006442 & 0.0124 & 0 & 0 & 0.9862 & 0 & 0.0001442 & 0.01381 \\ -0.003035 & -0.0006769 & -0.0001388 & -0.0001432 & -0.0004761 & 0.9954 & 0 & 0 \\ \hline -0.6649 & -2.021 & -0.749 & -1.18 & -0.9897 & -0.05202 & 0 & 0 \\ -0.7587 & -0.1692 & -0.03469 & -0.03581 & -0.119 & -0.1572 & 0 & 0 \end{bmatrix},$$

$$K_a = \begin{bmatrix} 0.9959 & -0.0001701 & -0.0009358 & -0.001023 & 0.005572 & 0.01975 & 1.698 & 0.7115 \\ -0.001248 & 0.9946 & 0.007195 & -0.0001598 & -0.00115 & 0.002974 & 0.2287 & 0.1535 \\ 0.003114 & -0.01651 & 0.9865 & 0.0004621 & 0.01104 & -0.004157 & -0.02124 & -0.06646 \\ 0.0009071 & 0.0004571 & -0.002899 & 0.9953 & -0.00819 & 0.006493 & -5.48 & -1.223 \\ -0.001239 & -0.004594 & -0.002913 & -0.0006268 & 0.9905 & -0.003993 & 22.7 & 1.848 \\ -0.0006717 & -0.0216 & -0.0315 & -0.06266 & 0.007809 & 0.9647 & 79.44 & 34.71 \\ \hline 5.558 \cdot 10^{-6} & 4.835 \cdot 10^{-5} & -2.522 \cdot 10^{-5} & 0.0006601 & 0.002001 & -0.001502 & -0.08091 & -0.05013 \\ 1.122 \cdot 10^{-5} & 4.891 \cdot 10^{-5} & 7.805 \cdot 10^{-5} & 0.0001031 & -0.0005779 & -0.001997 & -0.1794 & -0.07335 \end{bmatrix},$$

$$K_\infty = \begin{bmatrix} 0.9953 & -0.01065 & 0.0009194 & 0.001878 & 0.001211 & -0.0018 & 0.005824 & 0.002953 \\ 0.01093 & 0.9835 & 0.001251 & 0.001524 & 0.001613 & -0.003523 & 0.01302 & -0.004987 \\ -0.004656 & 0.005729 & 0.9938 & -0.0003104 & -0.0007016 & -0.003079 & 0.01889 & 0.009435 \\ 0.0032 & -0.03714 & 0.009426 & 0.9808 & -0.003764 & 0.005483 & 0.01575 & -0.2312 \\ -0.004986 & 0.09533 & -0.01069 & 0.05927 & 0.9833 & 0.009611 & -0.2954 & 0.9168 \\ 0.1371 & -0.23 & 0.3707 & -0.1227 & -0.004499 & 0.805 & -5.644 & -2.599 \\ \hline 0.01302 & -0.007612 & 0.02119 & -0.0378 & -0.06662 & 0.1193 & -0.3646 & -0.1998 \\ 0.01882 & -0.02973 & 0.05876 & -0.01479 & 0.01373 & 0.2482 & -0.778 & -0.3508 \end{bmatrix}.$$

The results of simulation of the closed-loop systems in conditions of a windshear and noisy measurements are presented together with the problem solution results in Table 1 below and

Table 1: TU-154 aircraft landing. Comparison of closed-loop systems

	Controller in feedback loop		
	K_2	K_a	K_∞
Solution results:			
$\min \gamma$	0.516	5.4203	10.894
$\ T_{ZW}\ _2$	0.516	1.1473	3.1448
$\ T_{ZW}\ _{0.7}$	7.8391	5.1768	5.5944
$\ T_{ZW}\ _\infty$	15.855	10.93	10.891
CPU time, sec	0.78001	5.928	1.7004
Simulation results:			
$\max \Delta V $, m/sec	11.3	3.559	4.329
$\max \Delta h $, m	54.79	46.87	39.79
$\max \Delta \theta $, deg	14.86	16.04	31.6
$\max \Delta \omega_z $, deg/sec	4.884	5.043	10.56
$\max \Delta \vartheta $, deg	19.06	19	38.08
$\max \Delta T $, kN	7.263	22.58	42.48
$\max \Delta \vartheta_{cy} $, deg	20.7	20.8	21.91
$\max \Delta \delta_t $, deg	8.224	29.25	29.23

illustrated in Figures 2–4. In the simulation we use a typical wind profile described by the ring vortex downburst model [74].

From the solution results in Table 1 we can conclude that

- the respective minimum square root values of the objective functions satisfy $\gamma_2 < \gamma_a < \gamma_\infty$;
- the a -anisotropic norm of the closed-loop system with the anisotropic γ -optimal controller satisfies $\|T_{ZW}\|_{0.7} < \gamma_a$; the controller is actually suboptimal.

Analysis of the simulation results presented in Table 1 and Figures 2–4 shows that

- the anisotropic γ -optimal controller results in the least maximal absolute deviation of the airspeed and admissible maximal absolute deviation of the height;
- the worst maximal absolute deviations of the controlled variables are demonstrated by the \mathcal{H}_2 optimal controller;
- the anisotropic controller provides the maximal absolute deviation of the thrust required for the manoeuvre *almost two times less* than the additional thrust required by the system with the \mathcal{H}_∞ controller;
- the same concerns the maximal absolute deviations of the trajectory slope angle, pitch rate, and pitch;
- the least maximal additional thrust is required by the closed-loop system with the \mathcal{H}_2 optimal controller;
- the maximal values of the control signals of the anisotropic and \mathcal{H}_∞ controllers are close, the control generated by the anisotropic controller looks more realistic.

The anisotropic γ -optimal controller is obviously more effective than the \mathcal{H}_2 controller and less conservative than the \mathcal{H}_∞ controller in this example of the disturbance attenuation problem.

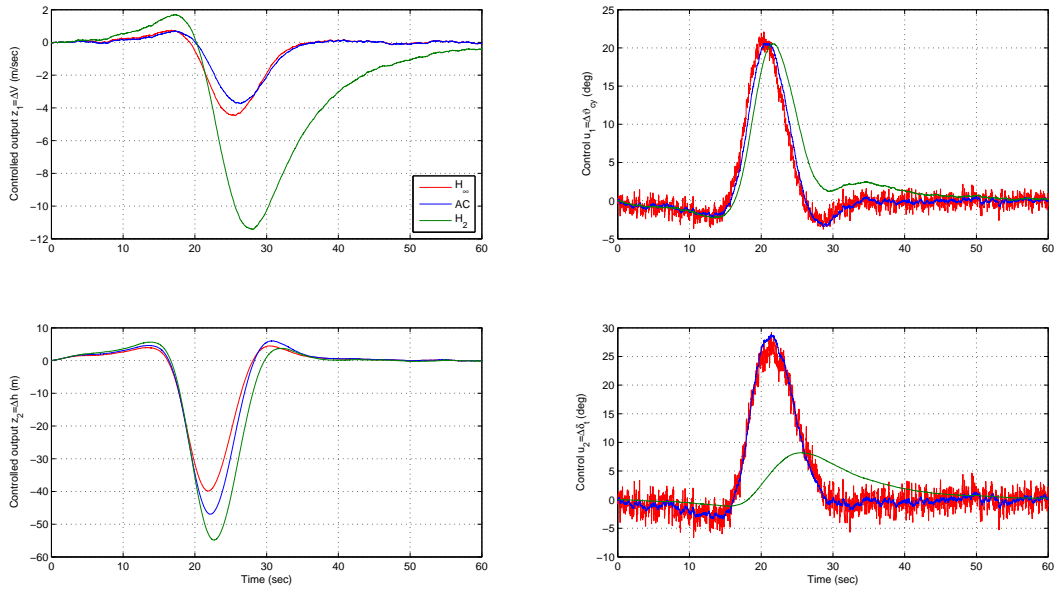


Figure 2: TU-154 aircraft landing. Airspeed ΔV , height Δh (left plots) and control signals $\Delta \delta_{cy}$, $\Delta \delta_t$ (right plots)

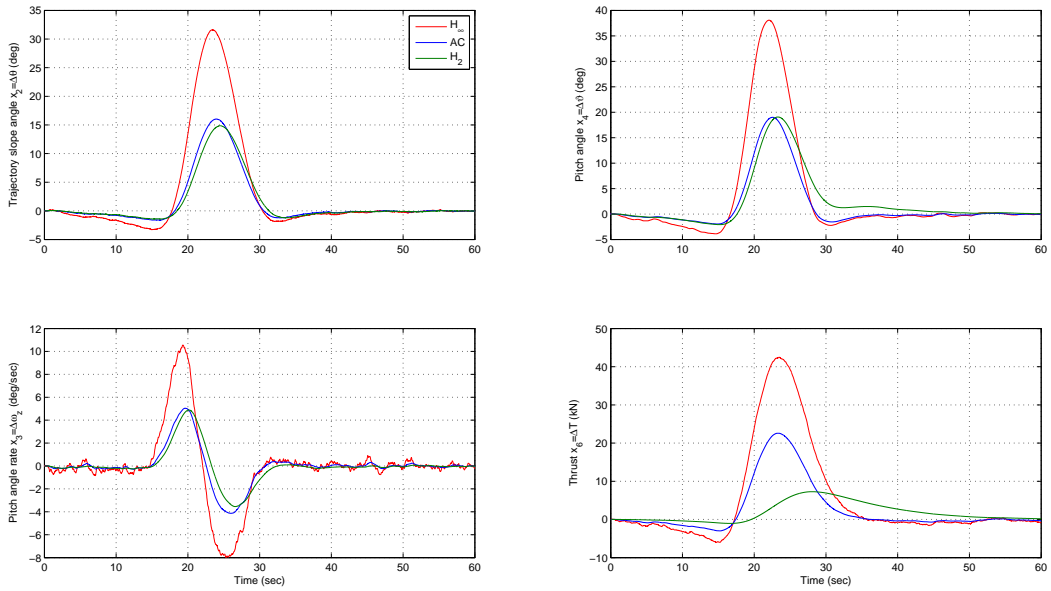


Figure 3: TU-154 aircraft landing. Trajectory slope angle $\Delta \theta$, pitch angle rate $\Delta \omega_z$ (left plots), pitch angle $\Delta \theta$, thrust ΔT (right plots)

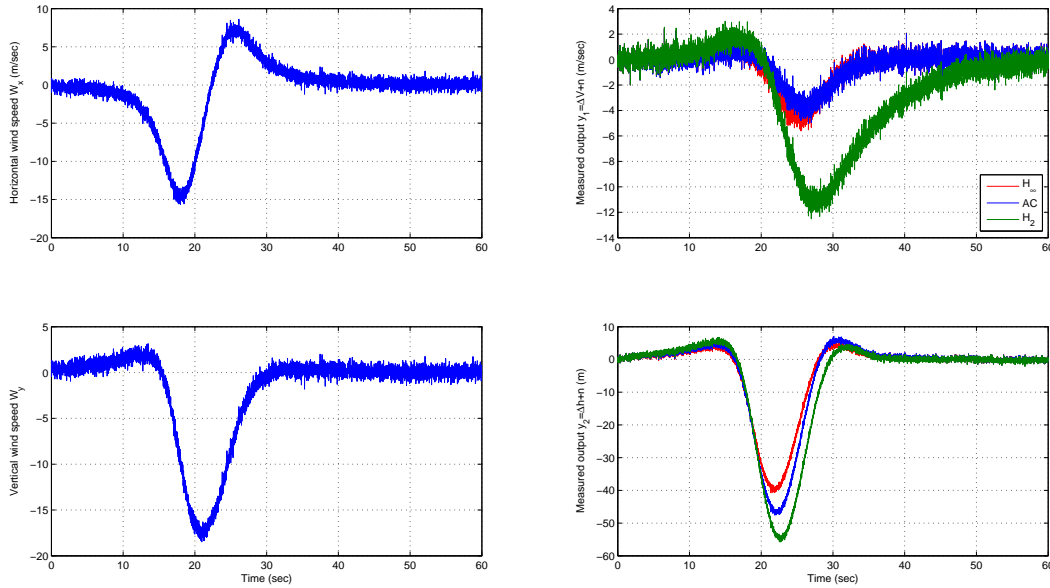


Figure 4: TU-154 aircraft landing. Wind profile (left plots) and noisy measurements (right plots)

4.1.2 COMPl_eib examples

The anisotropic γ -optimal full-order controllers have been computed for some models from the *COMPl_eib* collection [71, 72] listed below in Table 2. All of them were converted from continuous- to discrete-time models with the sampling time Δt . It is known from [72] that almost all of these models (excepting ROC5) are SOF-stabilizable, but here the respective problems are solved by the dynamic full-order output-feedback controllers for the testing purpose solely. In [53] it is shown that satisfying the conditions of SANBRL with $a \rightarrow 0, +\infty$ ensures the \mathcal{H}_2 and \mathcal{H}_∞ norms not to exceed a given threshold value. Therefore the \mathcal{H}_2 and \mathcal{H}_∞ controllers for the respective problems have also been derived as the limiting cases of the anisotropic controller from a solution to the convex optimization problem (49) as defined in Theorem 2 but with the respective input mean anisotropy levels $a = 0$ and $a = +\infty$.

Below we present the solution and simulation results for the autopilot control problem for an air-to-air missile (AC4) initially presented in [60], where this problem is considered in robust setting and requires that the autopilot generates the tail deflection δ to produce an angle of attack α corresponding to a manoeuvre defined by the guidance law [60]. More precisely, the control aims at tracking step input commands α_c with a steady state accuracy of 1%, achieving a rise time less than 0.2sec and limiting overshoot to 2% over a range of angles of attack ± 20 deg and variations in Mach number 2.5 to 3.5 [60]. The model AC4 from the *COMPl_eib* collection [71] does not take into account the variations in Mach number and therefore not include uncertain parameters.

The state-space realization of the anisotropic γ -optimal controller K_a computed for the mean anisotropy level $a = 0.015$ is presented below together with the realizations of the \mathcal{H}_2

Table 2: Examples from the *COMPl_eib* collection [71, 72]. Full-order design

Model	(n_x, m_u, p_y)	Δt (sec)	min γ_2	a	min γ_a	min γ_∞	CPU time (sec)		
							K_2	K_a	K_∞
AC4	(4, 1, 2)	0.0005	0.1782	0.015	0.20071	0.56227	0.92041	3.276	0.6864
AC7	(9, 1, 2)	0.01	0.0042953	0.05	0.0094512	0.043755	2.7768	5.8032	2.0592
AC8	(9, 1, 5)	0.01	0.049999	0.05	0.20454	1.5429	3.1668	5.7564	2.262
AC9	(10, 4, 5)	0.01	0.04454	0.9	0.43057	1.0007	5.4912	13.9	5.2572
AC12	(4, 3, 4)	0.01	0.0012071	0.01	0.0037555	0.31439	3.6504	3.4632	1.4508
HE3	(8, 4, 6)	0.01	0.081028	0.015	0.18837	0.802	5.5068	2.964	3.1512
HE5	(8, 4, 2)	0.01	0.11888	0.2	0.67939	1.5066	5.2104	2.3244	1.7784
HE6	(20, 4, 6)	0.01	0.65791	0.05	0.78951	2.3755	22.745	25.007	21.202
HE7	(20, 4, 6)	0.01	0.55239	0.05	0.68603	2.4341	24.087	24.679	21.481
JE1	(30, 3, 5)	0.01	0.76355	0.1	1.1173	—	287.03	345.65	—
JE3	(24, 3, 6)	0.01	1.107	0.07	1.2814	2.4149	86.035	96.05	75.192
EB1	(10, 1, 1)	0.001	0.044894	3	3.0259	3.1041	5.9436	3.3228	2.6988
EB2	(10, 1, 1)	0.001	0.027729	3	1.7246	1.7677	5.772	4.5552	3.9312
EB3	(10, 1, 1)	0.001	0.029817	0.3	0.92218	1.7974	5.9748	3.198	3.1044
EB4	(20, 1, 1)	0.001	0.030079	0.3	0.9219	1.7863	20.592	20.202	16.614
EB5	(40, 1, 1)	0.001	0.029731	0.3	0.92087	1.7906	1042.6	1575.3	1258.5
ROC5	(7, 3, 5)	0.001	0.0029492	0.7	0.0013201	0.0016873	1.3416	5.0856	1.6848
TF1	(7, 2, 4)	0.1	0.043013	0.25	0.18306	0.24883	1.3884	3.7284	1.7004
TF3	(7, 2, 3)	0.1	0.043081	0.25	0.18288	0.24799	1.4664	4.2588	1.8564

and \mathcal{H}_∞ controllers K_2 and K_∞ :

$$K_2 = \left[\begin{array}{cccc|cc}
 0.9966 & 0.0008498 & 0.000411 & 8.217 \cdot 10^{-5} & -0.005969 & -0.002409 \\
 0.01915 & 0.9961 & -0.003387 & 0.0003514 & -1.051 & 0.1632 \\
 -0.06821 & 0.008199 & 0.994 & 0.004536 & 1.194 & -0.5822 \\
 0.4085 & -0.04165 & -0.006731 & 0.9939 & 11.78 & 5.414 \\
 \hline
 0.003389 & -0.001572 & -0.0008248 & -0.0001071 & -0.0005778 & -0.0004742
 \end{array} \right],$$

$$K_a = \left[\begin{array}{cccc|cc}
 0.9971 & 0.0006249 & 0.0002408 & 9.455 \cdot 10^{-5} & -0.02163 & 0.006044 \\
 0.006976 & 0.9975 & -0.003433 & 0.001949 & -2.477 & -0.03384 \\
 -0.0344 & 0.005264 & 0.993 & 0.009394 & 3.793 & -0.1013 \\
 0.2344 & -0.04362 & -0.001715 & 0.9836 & 27.38 & 6.235 \\
 \hline
 0.002583 & -0.001028 & -0.0004369 & -0.000115 & -0.002215 & -0.0006102
 \end{array} \right],$$

$$K_\infty = \left[\begin{array}{cccc|cc}
 0.9702 & 0.001709 & 0.0001139 & 0.0001427 & 0.07424 & -0.6099 \\
 0.3737 & 0.9805 & -0.000889 & 0.01253 & 6.54 & 9.539 \\
 -0.5466 & 0.009232 & 0.9905 & 0.02673 & 14.21 & -11.1 \\
 0.2451 & -0.1887 & 0.06776 & -0.07204 & 210.2 & 29.54 \\
 \hline
 -7.581 \cdot 10^{-5} & -0.0006162 & -0.0002021 & -0.0002354 & -0.1208 & -0.05091
 \end{array} \right].$$

The results of simulation of the closed-loop systems with the \mathcal{H}_2 , anisotropic and \mathcal{H}_∞ controllers K_2 , K_a and K_∞ in conditions of noisy measurements are illustrated in Figures 5–8. In simulation we generated the reference commands α_c as steps with random amplitudes and equal fixed durations. The step responses in Figure 8 show that the closed-loop rise time pointed out in these plots does not exceed the desired 0.2 sec for all three controllers. At that, the diagrams of Figure 5 demonstrate acceptable tracking performance and lesser amplitude of the control δ required in the closed-loop system with the anisotropic controller in comparison with the \mathcal{H}_∞ controller.

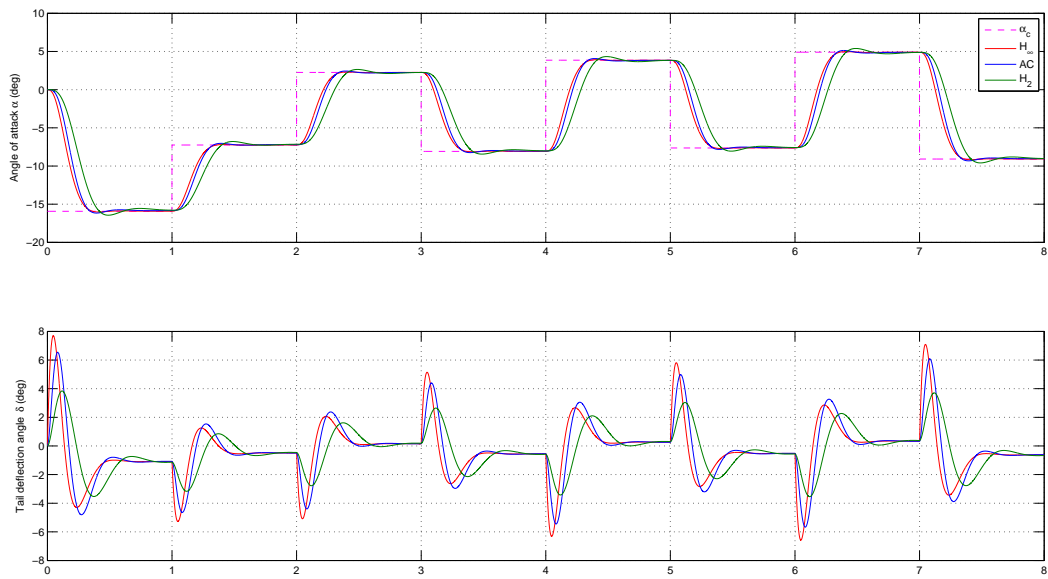


Figure 5: Model AC4 (air-to-air missile) [60, 71, 72]. Angle of attack α (top plot) and tail deflection angle δ (bottom plot)

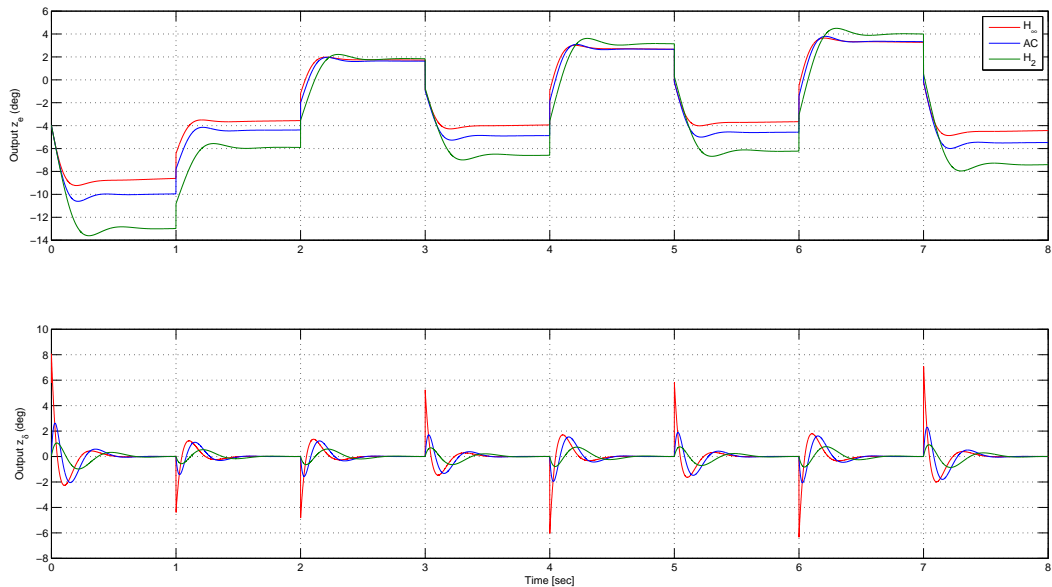


Figure 6: Model AC4 (air-to-air missile) [60, 71, 72]. Controlled output z

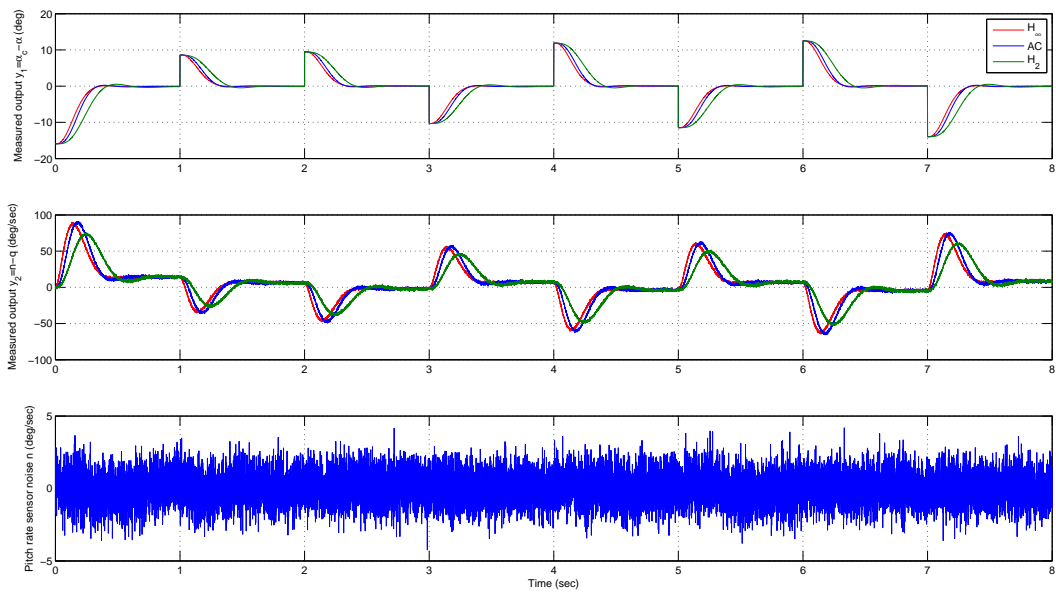


Figure 7: Model AC4 (air-to-air missile) [60, 71, 72]. Measurement y (top plots) and pitch rate sensor noise n (bottom plot)

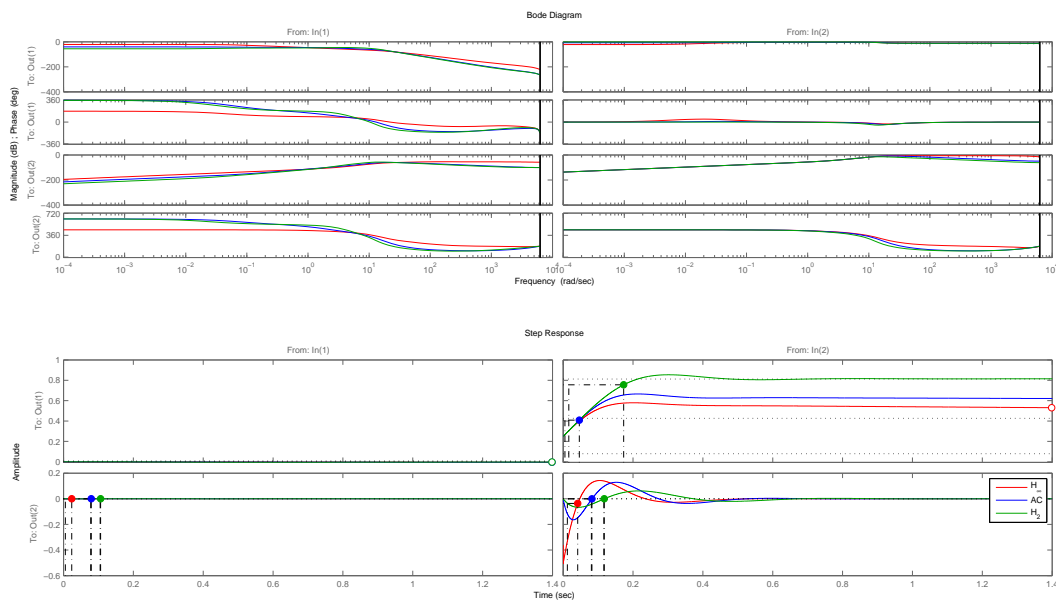


Figure 8: Model AC4 (air-to-air missile) [60, 71, 72]. Bode diagram (top plots) and step response (bottom plots)

4.2 Static output-feedback design

The anisotropic γ -optimal static output-feedback controllers have been computed for a number of singular filtering problems from the *COMPL_eib* collection [71, 72] listed below in Table 3. As above, all of them were converted from continuous- to discrete-time models with the sampling time Δt . The \mathcal{H}_2 and \mathcal{H}_∞ controllers for the respective problems have been derived as the limiting cases of the anisotropic controller from a solution to the convex optimization problem (99) as defined in Theorem 5 and Corollary 7 but with the respective input mean anisotropy levels $a = 0$ and $a = +\infty$.

Table 3: Examples from the *COMPL_eib* collection [71, 72]. Static output-feedback design

Model	(n_x, m_u, p_y)	Δt (sec)	min γ_2	a	min γ_a	min γ_∞	CPU time (sec)		
							K_2	K_a	K_∞
AC1	(5, 3, 3)	0.01	0.00045695	0.9	0.0034448	0.0036873	0.81121	3.042	0.546
AC2	(5, 3, 3)	0.01	0.021254	0.9	1.3559	1.6199	0.99841	3.432	0.6552
AC15	(4, 2, 3)	0.0001	0.037899	0.8	0.67708	0.79834	3.588	1.0764	0.702
HE1	(4, 2, 1)	0.0001	0.00075643	0.15	0.0063848	0.0099472	2.8548	0.546	0.5148
HE4	(8, 4, 6)	0.01	2.8727	0.05	8.0104	21.823	5.8812	3.6816	1.7784
NN15	(3, 2, 2)	0.001	0.015202	0.3	0.25514	0.3441	3.0888	0.7488	0.81121
NN16	(8, 4, 4)	0.001	0.0098319	0.5	0.20576	0.41639	4.0872	1.716	0.93601
BDT1	(11, 3, 3)	1	0.010557	0.007	0.042299	0.32302	4.4928	1.3884	1.2168
PSM	(7, 2, 3)	0.001	0.035481	0.01	0.10554	0.92672	1.7784	4.134	0.7644
UWV	(8, 2, 2)	0.001	0.016479	0.03	0.011414	0.024207	3.1824	1.0452	0.90481

For the purely illustrative purpose, below we present the solution and simulation results for the aircraft control problem (AC1) initially considered in [75]. The model AC1 from the *COMPL_eib* collection [71] is recast into a disturbance attenuation singular filtering problem with noiseless measurements. The anisotropic γ -optimal static gain K_a computed for the mean anisotropy level $a = 0.9$ is presented below together with the \mathcal{H}_2 and \mathcal{H}_∞ gains K_2 and K_∞ :

$$K_2 = \begin{bmatrix} 7.278 \cdot 10^{-5} & -0.9994 & -0.000203 \\ -0.0002887 & -0.002706 & -0.9966 \\ -0.9871 & -14.34 & 49.35 \end{bmatrix},$$

$$K_a = \begin{bmatrix} 2.935 \cdot 10^{-6} & -1 & -1.241 \cdot 10^{-5} \\ -1.025 \cdot 10^{-5} & -0.0001273 & -0.9998 \\ -0.5795 & -12.46 & 54.56 \end{bmatrix},$$

$$K_\infty = \begin{bmatrix} -4.024 \cdot 10^{-7} & -1 & 1.904 \cdot 10^{-6} \\ -5.207 \cdot 10^{-6} & -6.032 \cdot 10^{-5} & -0.9999 \\ -0.6788 & -13.12 & 53.39 \end{bmatrix}.$$

The results of simulation of the closed-loop systems in conditions of a windshear are presented together with the problem solution results in Table 4 below and illustrated in Figures 9–11. In the simulation we use the same wind profile as in the example of TU-154 aircraft flight control in Section 4.1.1.

The solution results presented in Table 4 shows that

- the respective minimum square root values of the objective functions satisfy $\gamma_2 < \gamma_a < \gamma_\infty$;
- the a -anisotropic norm of the closed-loop system with the anisotropic γ -optimal static gain satisfies $\|T_{ZW}\|_{0.9} < \gamma_a$; the controller is actually suboptimal;

Table 4: Example AC1 (aircraft) from the *COMPlib* collection [71, 72]. Comparison of closed-loop systems

	Controller in feedback loop		
	K_2	K_a	K_∞
Solution results:			
$\min \gamma$	0.00045695	0.0034448	0.0036873
$\ T_{ZW}\ _2$	$2.6532 \cdot 10^{-5}$	$1.2762 \cdot 10^{-6}$	$6.3218 \cdot 10^{-7}$
$\ T_{ZW}\ _{0.9}$	0.00050863	$2.3466 \cdot 10^{-5}$	$1.1795 \cdot 10^{-5}$
$\ T_{ZW}\ _\infty$	0.00075676	$3.5153 \cdot 10^{-5}$	$1.7708 \cdot 10^{-5}$
CPU time, sec	0.81121	3.042	0.546
Simulation results:			
$\max z_1 $, m/sec	$9.539 \cdot 10^{-5}$	$4.941 \cdot 10^{-6}$	$1.368 \cdot 10^{-6}$
$\max z_2 $, deg	0.0003134	$1.437 \cdot 10^{-5}$	$9.539 \cdot 10^{-5}$
$\max x_1 $, m	3.152	3.412	3.35
$\max x_2 $, m/sec	0.1647	0.1108	0.124
$\max x_3 $, deg	0.02948	0.0192	0.02172
$\max x_4 $, deg/sec	0.008596	0.006704	0.006841
$\max x_5 $, m/sec	0.406	0.278	0.3097
$\max u_1 $, 10^{-1} deg	0.1648	0.1108	0.124
$\max u_2 $, m/sec ²	0.0299	0.01922	0.02173
$\max u_3 $, deg	0.2117	0.1355	0.154

- the \mathcal{H}_2 and \mathcal{H}_∞ norms of the closed-loop systems with the respective γ -optimal gains satisfy $\|T_{ZW}\|_2 < \gamma_2$, $\|T_{ZW}\|_\infty < \gamma_\infty$; the \mathcal{H}_2 and \mathcal{H}_∞ controllers are actually suboptimal too.

The simulation results presented in Table 4 and Figures 9–11 allow to conclude that

- the anisotropic γ -optimal output-feedback static gain leads to the least maximal absolute deviations of the forward speed x_2 , pitch angle x_3 , pitch angle rate x_4 , and vertical speed x_5 , at that the least maximal absolute deviation of the height error x_1 is achieved with the \mathcal{H}_2 γ -optimal static gain;
- the worst maximal absolute values of the controlled output are demonstrated by \mathcal{H}_2 γ -optimal static gain;
- the anisotropic γ -optimal static gain leads to the least maximum absolute amplitudes of the control signals.

5 Conclusion

In this paper, we have proposed a solution to the anisotropic suboptimal and γ -optimal controller synthesis problems by convex optimization technique. The anisotropic suboptimal controller design is a natural extension of the optimal approach developed in [45]. Instead of minimizing the anisotropic norm of the closed-loop system, the suboptimal controller is only required to keep it below a given threshold value. The general fixed-order synthesis procedure employs solving an inequality on the determinant of a positive definite matrix and two linear matrix inequalities in reciprocal matrices which make the general optimization problem non-convex. By applying the known standard convexification procedures it have been shown that

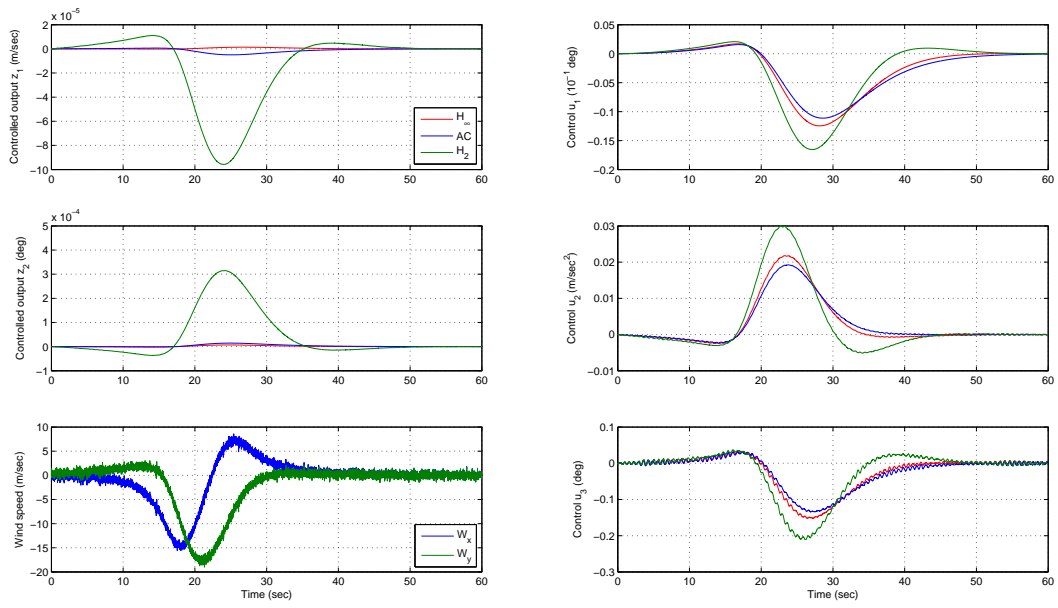


Figure 9: Model AC1 (aircraft) [75, 71, 72]. Controlled output and wind profile (left plots), control (right plots)

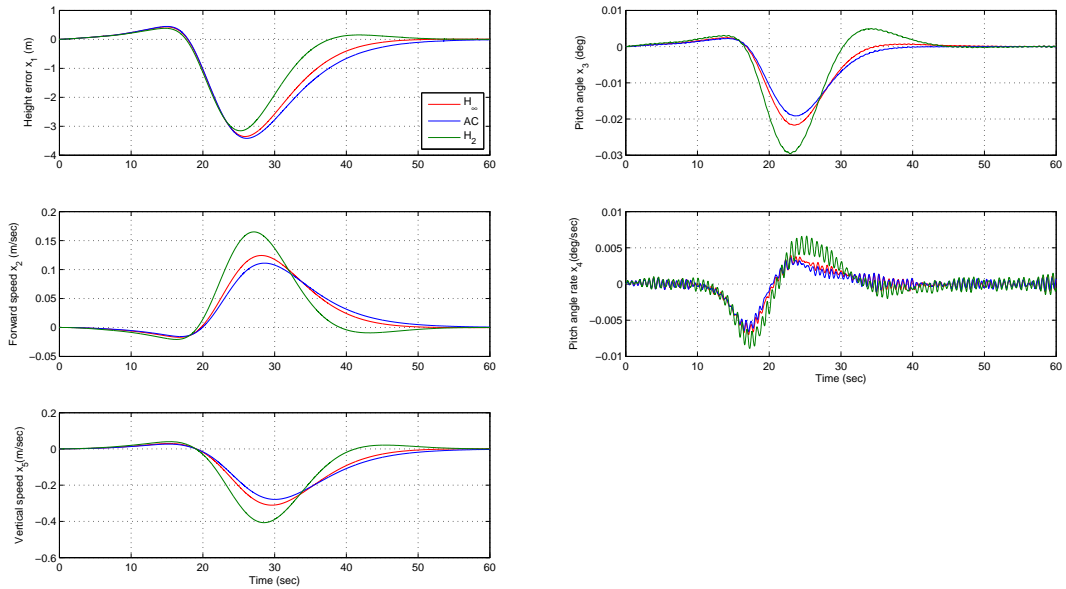


Figure 10: Model AC1 (aircraft) [75, 71, 72]. Height error x_1 , forward speed x_2 , vertical speed x_5 (left plots), pitch angle x_3 , pitch angle rate x_4 (right plots)

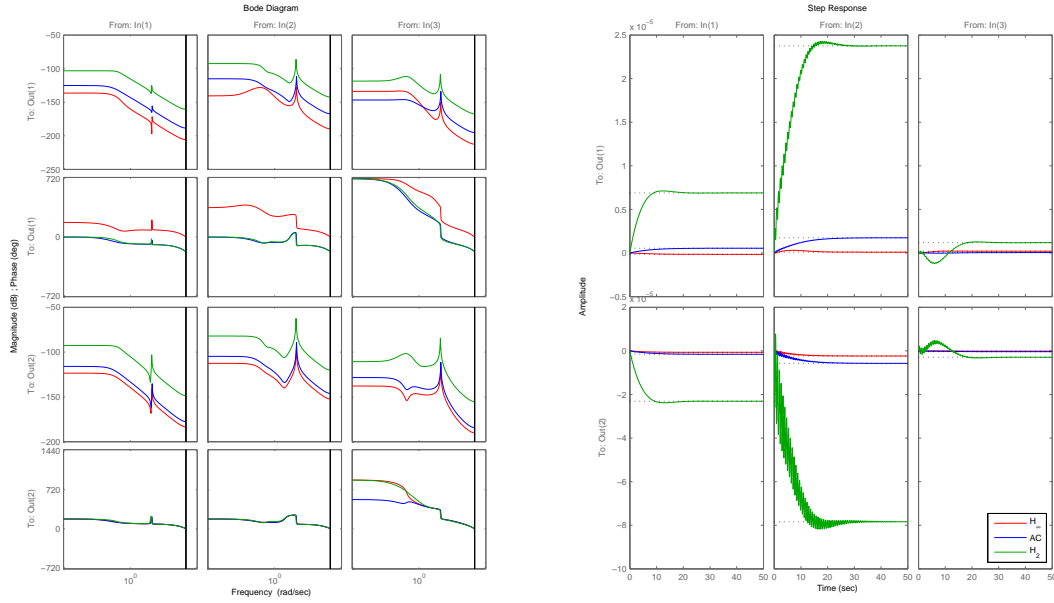


Figure 11: Model AC1 (aircraft) [75, 71, 72]. Bode diagram (left plot) and step response (right plot)

the resulting optimization problem can be made convex for the full-information state-feedback, output-feedback full-order controllers, and static output-feedback controller for some specific classes of plants defined by certain structural properties. In the convex cases, the anisotropic γ -optimal controllers are obtained by minimizing the squared norm threshold value subject to convex constraints. In comparison with the solution to the anisotropic optimal controller synthesis problem derived in [45] which results in a unique full-order estimator-based controller defined by a complex system of cross-coupled nonlinear matrix algebraic equations, the proposed optimization-based approach is novel and does not require developing specific homotopy-like computational algorithms.

References

- [1] J.C. Doyle. Guaranteed margins for LQG regulators. *IEEE Trans. AC*, 23:756–757, 1978.
- [2] J.C. Doyle, K. Glover, P.P. Khargonekar, and B.A. Francis. State-space solutions to standard \mathcal{H}_2 and \mathcal{H}_∞ control problems. *IEEE Trans. AC*, 34:831–848, 1989.
- [3] D.H. Jacobson. *Extensions of Linear-Quadratic Control, Optimization and Matrix Theory*. Academic Press, NY, 1977.
- [4] P. Whittle. Risk-sensitive linear/quadratic/Gaussian control. *Adv. Appl. Prob.*, 13:764–777, 1981.
- [5] P. Whittle. Entropy-minimizing and risk-sensitive control rules. *Syst. & Contr. Lett.*, 13:1–7, 1989.

- [6] D.S. Bernstein and W.M. Haddad. LQG control with an \mathcal{H}_∞ performance bound: a Riccati equation approach. *IEEE Trans. AC*, 34:293–305, 1989.
- [7] D. Mustafa and K. Glover. *Minimum Entropy \mathcal{H}_∞ Control*. Springer-Verlag, NY, 1991.
- [8] K. Glover and J.C. Doyle. State-space formulae for all stabilizing controllers that satisfy an \mathcal{H}_∞ -norm bound and relations to risk sensitivity. *Syst. & Contr. Lett.*, 11:167–172, 1988.
- [9] P.A. Iglesias, D. Mustafa, and K. Glover. Discrete time \mathcal{H}_∞ controllers satisfying a minimum entropy criterion. *Syst. & Contr. Lett.*, 14:275–286, 1990.
- [10] D. Mustafa, K. Glover, and D. Limebeer. Solutions to the \mathcal{H}_∞ general distance problem which minimize an entropy integral. *Automatica*, 27:193–199, 1991.
- [11] P.A. Iglesias and D. Mustafa. State-space solution of the discrete-time minimum entropy control problem via separation. *IEEE Trans. AC*, 38:1525–1530, 1993.
- [12] I. Yaesh and U. Shaked. Minimum entropy static output-feedback control with an \mathcal{H}_∞ -norm performance bound. *IEEE Trans. AC*, 42:853–858, 1997.
- [13] E. Fridman and U. Shaked. Robust \mathcal{H}_∞ minimum entropy static output-feedback control of singularly perturbed systems. *Automatica*, 36:1181–1188, 2000.
- [14] K. Zhou, K. Glover, B.A. Bodenheimer, and J.C. Doyle. Mixed \mathcal{H}_2 and \mathcal{H}_∞ performance objectives I: Robust performance analysis, II: Optimal control. *IEEE Trans. AC*, 39:1564–1574, 1575–1587, 1994.
- [15] H. Rotstein and M. Sznaier. An exact solution to general four-block discrete-time mixed $\mathcal{H}_2/\mathcal{H}_\infty$ problems via convex optimization. *IEEE Trans. AC*, 43:1475–1481, 1998.
- [16] R. Miradore and G. Ricci. Mixed $\mathcal{H}_2/\mathcal{H}_\infty$ control: the discrete-time case. *Syst. & Contr. Lett.*, 54:1–13, 2005.
- [17] P.P. Khargonekar and M.A. Rotea. Mixed $\mathcal{H}_2/\mathcal{H}_\infty$ control: a convex optimization approach. *IEEE Trans. AC*, 36:824–837, 1991.
- [18] S.P. Boyd and L. El Ghaoui. Method of centers for minimizing generalized eigenvalues. *Lin. Alg. Appl.*, 188:63–111, 1993.
- [19] Yu. Nesterov and A. Nemirovskii. *Interior-point Polynomial Methods in Convex Programming*, volume 13 of *Studies in Applied Mathematics*. SIAM, Philadelphia, PA, 1994.
- [20] A. Nemirovskii and P. Gahinet. The projective method for solving linear matrix inequalities. *Math. Programming Series B*, 77:163–190, 1997.
- [21] S. Boyd, L. El Ghaoui, E. Feron, and V. Balakrishnan. *Linear Matrix Inequalities in Systems and Control theory*. SIAM, Philadelphia, PA, 1994.
- [22] P. Gahinet and P. Apkarian. A linear matrix inequality approach to \mathcal{H}_∞ control. *Int. J. of Robust and Nonlinear Contr.*, 4:421–448, 1994.

- [23] T. Iwasaki, R.E. Skelton. All controllers for the general \mathcal{H}_∞ control problem: LMI existence conditions and state space formulas. *Automatica*, 30:1307–1317, 1994.
- [24] C.W. Scherer. Multiobjective $\mathcal{H}_2/\mathcal{H}_\infty$ control. *IEEE Trans. AC*, 40:1054–1062, 1995.
- [25] X. Chen and J.T. Wen. A linear matrix inequality approach to the general mixed $\mathcal{H}_2/\mathcal{H}_\infty$ control problem. *Proc. American Control Conf.*, pages 1443–1447, 1995.
- [26] C.W. Scherer, P. Gahinet, and M. Chilali. Multiobjective output-feedback control via LMI optimization. *IEEE Trans. AC*, 42:896–911, 1997.
- [27] I. Masubuchi, A. Ohara, and N. Suda. LMI-based controller synthesis: A unified formulation and solution. *Int. J. of Robust and Nonlinear Contr.*, 8:669–686, 1998.
- [28] H.A. Hindi, B. Hassibi, and S.P. Boyd. Multiobjective $\mathcal{H}_2/\mathcal{H}_\infty$ -optimal control via finite dimensional Q -parametrization and linear matrix inequalities. *Proc. American Control Conf.*, pages 3244–3248, 1998.
- [29] M.C. Oliveira, J.C. Geromel, and J. Berbnussou. An LMI optimization approach to multi-objective controller design for discrete-time systems. *Proc. IEEE Conf. on Decision and Control*, pages 27–38, 1999.
- [30] C.W. Scherer. An efficient solution to multi-objective control problems with LMI objectives. *Syst. & Contr. Lett.*, 40:43–57, 2000.
- [31] P. Apkarian, P.C. Pellanda, and H.D. Tuan. Mixed $\mathcal{H}_2/\mathcal{H}_\infty$ multi-channel linear parameter-varying control in discrete time. *Syst. & Contr. Lett.*, 41:333–346, 2000.
- [32] C.W. Scherer. Multi-objective control without Youla parametrization. *In Perspectives in Robust Control. Lecture Notes on Control and Information Sciences*, 268:311–325, 2001.
- [33] D. Arzelier and D. Peaucelle. An iterative method for mixed $\mathcal{H}_2/\mathcal{H}_\infty$ synthesis via static output feedback. *Proc. IEEE Conf. Dec. Contr.*, pages 3464–3469, 2002.
- [34] J. Yu. A new static output feedback approach to the suboptimal mixed $\mathcal{H}_2/\mathcal{H}_\infty$ problem. *Int. J. of Robust and Nonlinear Contr.*, 14:1023–1034, 2004.
- [35] S.V. Gusev. Minimax control under a bound on the partial covariance sequence of the disturbance. *Automatica*, 31:1287–1301, 1995.
- [36] S.V. Gusev. Minimax control under a restriction on the moments of disturbance. *Proc. 34th IEEE Conf. on Decision and Control*, New Orleans, USA, pages 1195–1200, 1995.
- [37] S.V. Gusev. Method of moment restrictions in robust control and filtering. *Proc. 13th IFAC World Congress*, San-Francisco, USA, pages 415–420, 1996.
- [38] C.W. Scherer. Robust controller design by output feedback against uncertain stochastic disturbances. *Proc. 3rd IFAC Symp. on Robust Control Design*, Prague, Czechia, 2000.

- [39] A.V.Semyonov, I.G.Vladimirov, and A.P.Kurdjukov. Stochastic approach to \mathcal{H}_∞ -optimization. *Proc. 33rd IEEE Conf. on Decision and Control*, Florida, USA, pages 2249–2250, 1994.
- [40] I.G.Vladimirov, A.P.Kurdjukov, and A.V.Semyonov. Anisotropy of signals and the entropy of linear stationary systems. *Doklady Math.*, 51:388–390, 1995.
- [41] I.G.Vladimirov, A.P.Kurdjukov, and A.V.Semyonov. The stochastic problem of \mathcal{H}_∞ -optimization. *Doklady Math.*, 52:155–157, 1995.
- [42] I.G.Vladimirov, A.P.Kurdjukov, and A.V.Semyonov. On computing the anisotropic norm of linear discrete-time-invariant systems. *Proc. 13th IFAC World Congress*, San-Francisco, USA, pages 179–184, 1996.
- [43] P.Diamond, I.G.Vladimirov, A.P.Kurdyukov, and A.V.Semyonov. Anisotropy-based performance analysis of linear discrete time invariant control systems. *Int. J. of Contr.*, 74: 28–42, 2001.
- [44] I.G.Vladimirov, P.Diamond, and P.Kloedon. Anisotropy-based performance analysis of finite horizon linear discrete time varying systems. *Automat. & Remote Contr.*, 8:1265–1282, 2006.
- [45] I.G.Vladimirov, A.P.Kurdjukov, and A.V.Semyonov. State-space solution to anisotropy-based stochastic \mathcal{H}_∞ -optimization problem. *Proc. 13th IFAC World Congress*, San Francisco, USA, pages 427–432, 1996.
- [46] A.P.Kurdyukov and E.A.Maximov. State-space solution to stochastic \mathcal{H}_∞ -optimization problem with uncertainty. *Proc. 16th IFAC World Congr.*, Prague, Czechia, 2005.
- [47] A.P.Kurdyukov and E.A.Maximov. Solution of the stochastic \mathcal{H}_∞ -optimization problem for discrete time linear systems under parametric uncertainty. *Automat. & Remote Contr.*, 67:1283–1310, 2006.
- [48] P.Diamond, A.P.Kurdjukov, A.V.Semyonov, and I.G.Vladimirov. Homotopy methods and anisotropy-based stochastic \mathcal{H}_∞ optimization of control systems. *Report 97-14 of The University of Queensland*, Australia, pages 1–22, 1997.
- [49] C.D.Charalambous and F.Rezaei. Stochastic uncertain systems subject to relative entropy constraints: induced norms and monotonicity properties of minimax games. *IEEE Trans. AC*, 52:647–663, 2007.
- [50] A.P.Kurdyukov, E.A.Maximov, and M.M.Tchaikovsky. Anisotropy-based bounded real lemma. *Proc. 19th Int. Symp. on Mathematical Theory of Networks and Systems*, Budapest, Hungary, 2010, pages 2391–2397.
- [51] E.A.Maximov, A.P.Kurdyukov, and I.G.Vladimirov. Anisotropic norm bounded real lemma for linear discrete time varying systems. *Proc. 18th IFAC World Congr.*, Milano, Italy, 2011.

- [52] M.M. Tchaikovsky, A.P. Kurdyukov, and V.N. Timin. Strict anisotropic norm bounded real lemma in terms of inequalities. *Proc. 18th IFAC World Congr.*, Milano, Italy, 2011.
- [53] M.M. Tchaikovsky, A.P. Kurdyukov, and V.N. Timin. A convex formulation of strict anisotropic norm bounded real lemma. *Preprint. Available from <http://arxiv.org/abs/1108.5140>*, 2011.
- [54] J.F. Sturm. Using SeDuMi 1.02, a MATLAB toolbox for optimization over symmetric cones. *Optimization Methods and Software*, 11:625–653, 1999.
- [55] J. Löfberg. YALMIP: A toolbox for modeling and optimization in MATLAB. *Proc. of the CACSD Conference*, Taipei, Taiwan, 2004. Available from control.ee.ethz.ch/~joloef/wiki/pmwiki.php.
- [56] A. Ben-Tal and A. Nemirovskii. *Lectures on Modern Convex Optimization*. Technion, Haifa, Israel, 2000.
- [57] T. Iwasaki and R.E. Skelton. The XY -centering algorithm for the dual LMI Problem: A new approach to fixed order design. *Int. J. of Contr.*, 62:1257–1272, 1995.
- [58] L. El Ghaoui, F. Oustry, and M.A. Rami. A cone complementary linearization algorithm for static output-feedback and related problems. *IEEE Trans. AC*, 42:1171–1176, 1997.
- [59] P. Apkarian and H.D. Tuan. Concave programming in control theory. *J. of Glob. Opt.*, 15:343–370, 1999.
- [60] B. Fares, P. Apkarian, and D. Noll. An augmented Lagrangian method for a class of LMI-constrained problems in robust control theory. *Int. J. of Contr.*, 74:348–360, 2001.
- [61] P. Apkarian, D. Noll, and H.D. Tuan. Fixed-order \mathcal{H}_∞ control design via a partially augmented Lagrangian method. *Int. J. of Nonlinear and Robust Contr.*, 13:1137–1148, 2003.
- [62] D. Noll, M. Toriki, and P. Apkarian. Partially augmented Lagrangian method for matrix inequality constraints. *SIAM J. on Opt.*, 15:161–184, 2004.
- [63] D.V. Balandin and M.M. Kogan. Synthesis of controllers on the basis of a solution of linear matrix inequalities and a search algorithm for reciprocal matrices. *Automat. & Remote Contr.*, 66:74–91, 2005.
- [64] B.T. Polyak and E.N. Gryazina. Hit-and-Run: Randomized technique for control problems recasted as concave programming. *Proc. 18th IFAC World Congr.*, Milano, Italy, 2011.
- [65] B.T. Polyak and E.N. Gryazina. Markov chain Monte Carlo method exploiting barrier functions with applications to control and optimization. *Proc. IEEE Multi-Conf. on Systems and Control*, pages 1553–1557, 2010.
- [66] P. Gahinet. Explicit controller formulas for LMI-based \mathcal{H}_∞ synthesis. *Automatica*, 32:1007–1014, 1996.
- [67] A.S. Poznyak. *Advanced Mathematical Tools for Automatic Control Engineers. Volumes 1,2: Deterministic Techniques, Stochastic Techniques*. Elsevier, 2008, 2009.

- [68] V. Kučera. Stability of discrete linear feedback systems. *Proc. IFAC World Congress*, Boston, Massachusetts, paper No. 44-1, 1975.
- [69] D.C. Youla, H.A. Jabr, and J.J. Bongiorno. Modern Wiener-Hopf design of optimal controllers. Part II: the Multivariable case. *IEEE Trans. AC*, 21:319–338, 1976.
- [70] K.H. Lee, J.H. Lee, and W.H. Kwon. Sufficient LMI conditions for \mathcal{H}_∞ output feedback stabilization of linear discrete-time systems. *IEEE Trans. AC*, 51:675–680, 2006.
- [71] F. Leibfritz. *COMPL_eib*: Constraint matrix-optimization problem library — a collection of test examples for nonlinear semidefinite programs, control system design and related problems. *Tech. rep. of the University of Trier*, Germany, 2004, <http://www.complib.de>.
- [72] F. Leibfritz and W. Lipinski. Description of the benchmark examples in *COMPL_eib* 1.0. *Tech. rep. of the University of Trier*, Germany, 2003, <http://www.complib.de>.
- [73] A.P. Kurdyukov, B.V. Pavlov, V.N. Timin, and I.G. Vladimirov. Longitudinal anisotropy-based flight control in a wind shear. *Proc. 16th IFAC Symposium on Automatic Control in Aerospace*, Saint-Petersburg, Russia, 2004.
- [74] M. Ivan. A ring vortex downburst model for flight simulation. *J. Aircraft*, 23:232–236, 1996.
- [75] Y.S. Hung and A.G.J. MacFarlane. *Multivariable feedback: A quasi-classical approach*, volume 40 of *Lecture Notes in Control and Information Sciences*. Springer-Verlag, Berlin, Heidelberg, New York, 1982.