

# Linear magnetoresistivity in the ternary $AM_2B_2$ and $A_3Rh_8B_6$ phases ( $A = \text{Ca, Sr}; M = \text{Rh, Ir}$ )

Hiroyuki Takeya\*

*National Institute for Materials Science, 1-2-1 Sengen, Tsukuba, Ibaraki 305-0047, Japan and*

*JST, Transformative Research-Project on Iron Pnictides (TRIP), Chiyoda, Tokyo 102-0075, Japan*

Mohammed ElMassalami†

*Instituto de Fisica, Universidade Federal do Rio de Janeiro,  
Caixa Postal 68528, 21945-970, Rio de Janeiro, Brazil*

(Dated: June 11, 2021)

## Abstract

We studied the magnetoresistivity of the  $AM_2B_2$  and  $A_3Rh_8B_6$  ( $A = \text{Ca, Sr}; M = \text{Rh, Ir}$ ) within the ranges  $1.8 \leq T \leq 300$  K and  $0 \leq H \leq 50$  kOe. The zero-field resistivity,  $\rho_0(T)$ , is metallic and follows closely the Debye-Gruneisen description. A positive, non-saturating, and dominantly linear-in- $H$  magnetoresistivity was observed in all samples including the ones with a superconducting ground state. Such  $\Delta\rho_T(H)/\rho_T(0)$ , reaching 1200% in favorable cases, was found to be much stronger for the  $AM_2B_2$  compounds and to decrease with temperature as well as when Ca is replaced by Sr or Rh is replaced by Ir. Finally, the general features of the observed magnetoresistivity will be discussed in terms of the Abrikosov model for the linear magnetoresistivity in inhomogeneous materials.

## I. INTRODUCTION

The recent reports of a positive, extraordinarily high, linear magnetoresistivity (LMR) in nonmagnetic semimetals and semiconductors have attracted much attentions.<sup>1–17</sup> Extensive efforts were directed toward the identification of the involved mechanism(s) as well as toward material optimization for eventual technological applications such as high-density data storage or magnetic sensors and actuators. LMR was observed over wide ranges of temperatures ( $\sim \text{mK} \leq T \leq 400$  K) and magnetic fields (few Oe  $\leq H \leq 600$  kOe) and in a variety of materials such as elemental metals,<sup>2–4</sup> intermetallic compounds,<sup>5–7</sup>  $\text{Ag}_{2+\delta}X$  ( $X = \text{Se, Te}$ ),<sup>8–11</sup>  $\text{InSb}$ ,<sup>12</sup>  $\text{Si}$ ,<sup>13</sup> graphene,<sup>14</sup> graphite,<sup>15</sup>  $\text{GaAs-MnAs}$ ,<sup>16</sup> and  $\text{BaFe}_2\text{As}_2$ .<sup>17</sup>

Classically, a field dependent normalized magnetoresistivity  $\Delta\rho_T(H)/\rho_T(0) = (\rho_T(H) - \rho_T(0))/\rho_T(0)$  is quadratic in  $H$  for  $\mu_c H/c < 1$  and saturates for  $\mu_c H/c > 1$  (carrier mobility  $\mu_c = e\tau/m^*$ ; symbols have their usual meaning). Various scenarios,<sup>1</sup> with some classical and others quantum mechanical, were proposed for the interpretation of the deviation of LMR from the classical prediction.

The so-called Kapitza's LMR is expected in metals, such as Bi, with an open Fermi surface and a mean-free path which is longer than the electronic Larmor radius.<sup>2–4</sup> Another scenario discusses the inhomogeneous conducting media, such as  $\text{InSb}$  semiconductor above 200 K: here disorder causes an intermixing of the off-diagonal components of the magnetoresistance MR tensor and, as such, the associated LMR is due to the distribution in  $\mu_c$  rather than  $\mu_c$  itself.<sup>12</sup>

Abrikosov<sup>1</sup> identified three classes of materials wherein

quantum LMR can be manifested. First are those homogenous materials at very low  $T$  and strong  $H$  and a low concentration of charge carriers ( $n_c$ ) and a small  $m^*$  such that only the lowest Landau level is populated. Its strength is given by  $N_d H / (\pi n_c^2 e c)$  where  $N_d$  is the concentration of the defect centers. Second are those highly inhomogeneous materials, e.g.  $\text{Ag}_{2+\delta}X$  ( $X = \text{Se, Te}$ ),<sup>8–11</sup> wherein metallic inclusions (with higher  $n_c$ ) are dispersed within a matrix having a smaller  $n_c$ , a linear dispersion relation and a vanishing energy gap. Third are those layered structures such as  $\text{LaSb}_2$ ,<sup>5,6</sup> which – due to a particular configuration of their electronic structure – exhibit a large Fermi surface (with a classical MR contribution) and, in addition, tiny pockets with a small effective mass (thus providing a quantum LMR contribution). In this case, depending on  $T$ ,  $H$ , and the material properties, LMR may dominate the magnetoresistive feature.

In this work, we report on the observation of a relatively strong LMR effect in the homologous  $A_n M_{3n-1} B_{2n}$  series ( $A = \text{Ca, Sr}; M = \text{Rh, Ir}, n = 1, 3$ ). Because the evolution of LMR depends on material parameters such as  $n_c$ ,  $\mu_c$  and anisotropy, the investigation of MR in different  $A_n M_{3n-1} B_{2n}$  members (each with its distinct materials properties) would be helpful in identifying the essential parameters behind the surge of LMR in this series. In fact, the following three reasons highlight our interest in studying the functional dependence of LMR in these intermetallics. First, their structure consists of a combination of alternatively stacked  $AM_2B_2$  and  $AM_3B_2$  sheets (see Fig. 1).<sup>18</sup> As such, a variation in  $n$  (e.g.  $1 \leftrightarrow 3$ ) entails a variation in the number of involved layers and, as a consequence, a variation in the electronic properties. Second, a variation of  $A$  ( $\text{Ca} \leftrightarrow \text{Sr}$ ) or  $M$  ( $\text{Rh} \leftrightarrow \text{Ir}$ ) entails also a possible variation in  $n_c$ ,  $\mu_c$ , or chemical pressure.

Third, because both  $\text{Sr}_3\text{Rh}_8\text{B}_6$  and  $\text{Ca}_3\text{Rh}_8\text{B}_6$  are superconductors while  $\text{AM}_2\text{B}_2$  are normal<sup>19</sup> and, furthermore, because all members show LMR effect, it is interesting to investigate the correlation, if there is any, between the electronic ground state (whether superconducting or normal) and their LMR properties.

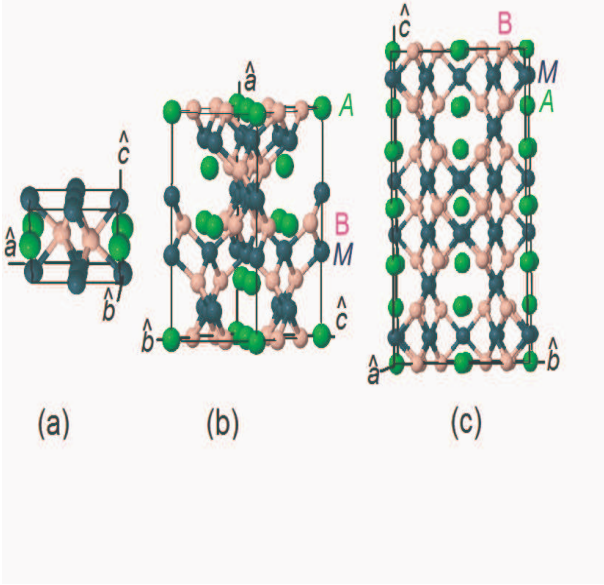


FIG. 1: (Color online) The unit-cells, not to scale, of (a)  $\text{AM}_3\text{B}_2$  ( $P6/mmm$ ),<sup>20</sup> (b)  $\text{AM}_2\text{B}_2$  ( $Fdd2$ ) and (c)  $\text{A}_3\text{M}_8\text{B}_6$  ( $Fmmm$ ) ( $A=\text{Ca}, \text{Sr}$ ;  $M=\text{Rh}, \text{Ir}$ ). The structure of  $\text{A}_3\text{M}_8\text{B}_6$  can be visualized as an alternative stacking of the (a)  $\text{AM}_3\text{B}_2$  and (b)  $\text{AM}_2\text{B}_2$  sheets.<sup>18</sup> The stacking direction for  $\text{AM}_3\text{B}_2$ ,  $\text{AM}_2\text{B}_2$  and  $\text{A}_3\text{M}_8\text{B}_6$  is along the,  $c$ ,  $a$ , and  $c$  axis, respectively.

## II. EXPERIMENT

Six compounds,  $\text{AM}_2\text{B}_2$  and  $\text{A}_3\text{Rh}_8\text{B}_6$  ( $A=\text{Ca}, \text{Sr}$ ;  $M=\text{Rh}, \text{Ir}$ ), were synthesized using standard solid-state reaction of pure elements in BN or Ta crucibles (in contrast to the  $\text{A}_n\text{Rh}_{3n-1}\text{B}_{2n}$  case, there is no homologous Ir-based  $n=3$  series). Their single phase character was verified by extensive structural and elemental analyses (see Ref. 19 for information on the synthesis, structural and elemental analyses).

$\rho(T, H)$  curves of polycrystalline, parallelepiped-shaped samples were measured by a conventional, home-made, in-line four-point magnetoresistometer. The geometry of the sample as well as the separation between the contacts were chosen in such a way as to reduce the contribution of the so-called geometrical magnetoresistivity, which is a purely geometrical effect associated with the response to the changing direction of the current carriers in a magnetic field.<sup>21</sup> The longitudinal geometry ( $I\parallel H$ ) was adopted in most cases so as to avoid

such a geometrical effect and also to detect any possible Shubnikov-de Haas oscillations.<sup>22</sup> As a check,  $\rho(T, H)$  of  $\text{Ca}_3\text{Rh}_8\text{B}_6$  was measured also along the transversal geometry ( $I\perp H$ ): as usual,<sup>6,12</sup> the transverse  $\Delta\rho_T(H)/\rho_T(0)$  is much higher than the longitudinal one. The ohmic character was verified within the  $1\leq I\leq 100$  mA range for various samples; measurements reported here were taken with 10 mA. Various isofield and isothermal scans were carried out covering  $1.8\leq T\leq 300$  K and  $0\leq H\leq 50$  kOe. The residual resistivity ratio,  $RRR = \rho(300\text{K})/\rho(1.8\text{K})$ , was found to be  $\sim 6 - 32$ .  $\rho(T, H=0)$  was considered to be a sum of a residual contribution  $\rho_{00}$  and a Bloch-Grüneisen (BG) expression,<sup>23</sup>

$$\rho_0(T) - \rho_{00} = 16\pi^2\omega_D \frac{\lambda}{\omega_p^2} \left(\frac{2T}{\theta_D}\right)^5 \int_0^{\frac{\theta_D}{2T}} \frac{x^5}{\sinh(x)^2} dx \quad (1)$$

where  $\lambda$  is the electron-phonon coupling,  $\omega_p$  is the Drude plasma frequency and  $\omega_D$  is the Debye phonon frequency. Below, only  $\theta_D$  and  $\lambda/\omega_p^2$  are treated as free parameters.

Low- $T$   $\rho_T(H)$  isotherms exhibit a strong linear-in- $H$  feature for  $H > H_{cr} \approx 10$  kOe ( $H_{cr}$  is the crossover field above which the LMR character dominates): thus for  $H > H_{cr}$  and  $T < 100$  K:

$$\Delta\rho_T(H)/\rho_T(0) = a_0 + a_T \cdot H \quad (2)$$

where  $a_T = \left(\frac{1}{\rho_{0T}} \frac{\partial \rho}{\partial H}\right)_T$  depends on  $T$  and the material properties. Plots of  $\Delta\rho_T(H)/\rho_T(0)$  isotherms against  $H/\rho_o$  indicate that the Kohler rule is not satisfied. The thermal evolution of  $\Delta\rho_{50\text{kOe}}(T)/\rho_0(T) = (\rho_{50\text{kOe}}(T) - \rho_0(T))/\rho_0(T)$  was found to follow the empirical relation.

$$\Delta\rho_{50\text{kOe}}(T)/\rho_0(T) = b_H \cdot \tanh(c_H/T)/(d_H \cdot T^2 + 1) \quad (3)$$

where the phonon contribution was assumed to be  $H$ -independent,<sup>24</sup> and  $b_H$ ,  $c_H$  and  $d_H$  are sample-dependent parameters that will be used below only for comparative purposes. Above 100 K, this expression (and its LMR character) was found to be extremely small suggesting an energy scale of  $\sim 9$  meV. Finally, for  $T \rightarrow \infty$ ,  $\Delta\rho_{50\text{kOe}}(T)/\rho_0(T) \rightarrow T^{-3}$ ; on the other hand, if both Eqs.2 and 3 hold as  $T \rightarrow 0$  K, then  $b_H \rightarrow a_0 + a_T H$ : this establishes a link to available theoretical models.

## III. RESULTS

### A. $\text{Ca}_n\text{Rh}_{3n-1}\text{B}_{2n}$ ( $n=1,3$ ) and $\text{CaIr}_2\text{B}_2$

Figure 2(a) emphasizes the metallic character of the zero-field  $\rho_0(T)$  curve of  $\text{CaRh}_2\text{B}_2$ ; it follows the BG description (see Eq. 1 and Table I) emphasizing the dominant strength of the phonon-electron interaction. In addition, Fig. 2, in particular the insets, manifests a relatively strong  $\Delta\rho/\rho_o$ , in which  $\Delta\rho_{50\text{kOe}}(T)/\rho_0(T)$  is relatively strong ( $>100\%$ ) at low- $T$  but decreases sharply with temperature (below 4% for temperatures above 100

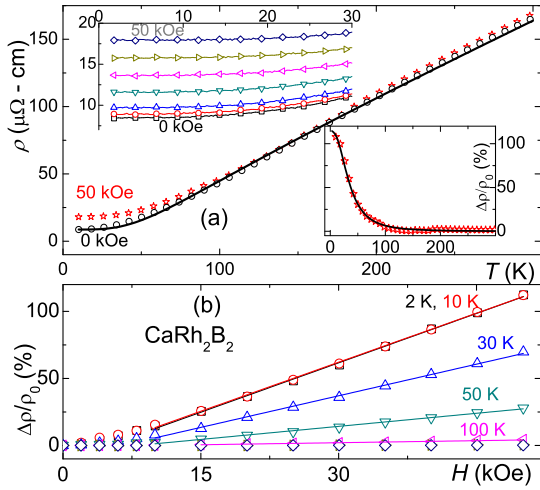


FIG. 2: (Color online)  $\rho(H, T)$  curves of  $\text{CaRh}_2\text{B}_2$ . (a) Isofield  $\rho_H(T)$  curves at  $H=0$  and  $50$  kOe (solid line,  $H=0$ , is a fit to Eq. 1). Inset (Upper-left): Isofield  $\rho_H(T)$  curves at  $H=0, 5, 10, 20, 30, 40, 50$  kOe. Inset (Lower-right): Thermal evolution of  $\Delta\rho_{50\text{kOe}}(T)/\rho_0(T)$  (solid line represents Eq. 3). (b)  $\Delta\rho_T(H)/\rho_T(0)$  isotherms (solid lines are fits to Eq. 2).

TABLE I: The parameters  $b_H$ ,  $c_H$ , and  $d_H$  were obtained from fitting longitudinal  $\Delta\rho_{50\text{kOe}}(T)/\rho_0(T)$  to Eq. 3 [bracketed values represent transverse geometry].  $\theta$  and  $\lambda/\omega^2$  are from the BG fit (Eq. 1).  $RRR$  represents  $\rho(300\text{K})/\rho(1.8\text{K})$ . The high  $RRR$  of the  $n=3$  members is related to the onset of partial superconductivity.  $\rho_{50\text{kOe}}(T)$  increases with  $H$ ,  $\theta$  (lattice hardening), and  $\rho_0$  (residual resistivity).

$A_n$	parameter	$n=1$		$n=3$
		Rh	Ir	Rh
$\text{Ca}_n\text{M}_{3n-1}\text{B}_{2n}$	$RRR$	19.3	32.2	13.5
	$\theta \pm 10\text{K}$	280	380	200[200]
	$\lambda\omega_D/\omega_p^2$ ( $\times 10^{-4}$ $\Omega\text{-cm}$ )	19.2	18.4	5.2[5.1]
	$b_H$	115	80	47[85]
	$c_H$	35	30	35[33]
	$d_H$ ( $\times 10^{-4}$ $\text{K}^{-2}$ )	5	4	3.4[3.4]
$\text{Sr}_n\text{M}_{3n-1}\text{B}_{2n}$	$RRR$	13.9	12.3	6.0
	$\theta \pm 10\text{K}$	300	250	280
	$\lambda\omega_D/\omega_p^2$ ( $\times 10^{-4}$ $\Omega\text{-cm}$ )	5.7	6.1	8.4
	$b_H$	13	22	3.5
	$c_H$ (K)	100	57	90
	$d_H$ ( $\times 10^{-4}$ $\text{K}^{-2}$ )	1.75	4	0.7

K) following approximately Eq. 3 (see inset of Fig. 2 (a), Fig. 3 (a) and Table I).

Similar conclusions were drawn from the analysis of various  $\rho_T(H)$  isotherms, where all  $\Delta\rho_T(H)/\rho_T(0)$  isotherms of Fig. 2 (b) manifest a positive MR with a positive curvature and a predominant high- $H$  LMR character. Fitting  $\Delta\rho_T(H > 10\text{kOe})/\rho_T(0)$  to Eq. 2 gave the parameter plotted in Fig. 3 (b) which, once more, emphasizes the strong  $T$ -dependence of  $\Delta\rho_T(H)/\rho_T(0)$ .

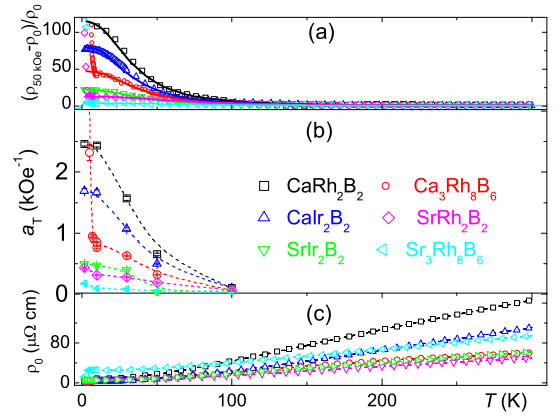


FIG. 3: (Color online) Thermal evolution of (a) longitudinal  $\Delta\rho_{50\text{kOe}}(T)/\rho_0(T)$  (solid lines are fits to Eq. 3), (b)  $a_T$  (based on fit to Eq. 2), and (c) the measured zero-field  $\rho_0(T)$ . For the three panels, the anomalous features of  $A_3\text{Rh}_8\text{B}_6$  ( $A=\text{Ca}, \text{Sr}$ ) at the lowest temperatures are related to the onset of superconductivity.<sup>19</sup>

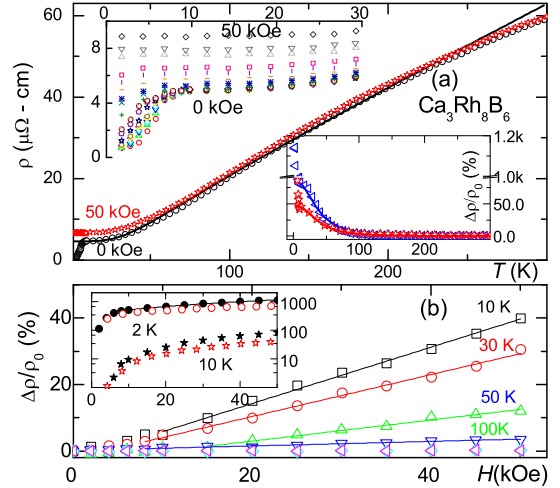


FIG. 4: (Color online)  $\rho(H, T)$  curves of  $\text{Ca}_3\text{Rh}_8\text{B}_6$ . (a)  $\rho_H(T)$  curves at  $H=0$  and  $50$  kOe (solid line,  $H=0$ , is a fit to Eq. 1). Inset (upper-left): thermal evolution of isofield  $\rho_H(T)$  curves at  $H=0, \dots, 50$  kOe. Inset (lower-right): thermal evolution of  $\Delta\rho_{50\text{kOe}}(T)/\rho_0(T)$  curves (triangles are transversal; stars are longitudinal; solid lines are fits to Eq. 3). (b) Longitudinal  $\Delta\rho_T(H)/\rho_T(0)$  isotherms (solid lines are fits to Eq. 2). Inset: A semilog plot of the  $\Delta\rho_T(H)/\rho_T(0)$  isotherms at  $2$  and  $10$  K: filled (open) symbols represent transversal (longitudinal) arrangement.

In contrast to  $\text{CaRh}_2\text{B}_2$ , low- $T$   $\rho(H, T)$  of  $\text{Ca}_3\text{Rh}_8\text{B}_6$  (Fig. 4) show a superconducting state<sup>19</sup> below  $T_c \approx 4$  K and, surprisingly, the resistivity within the superconducting phase does not completely vanish indicating an absence of percolation. Above  $T_c$ , the normal metallic state follows a BG description (Fig. 4 (a) and Table I) however, for temperatures above  $230\text{K}$ , there is a weak deviation, away from Eq. 1. A sizable  $\Delta\rho_T(H)/\rho_T(0)$  is evident in most curves of Fig. 4; in particular, Fig. 4(b)

shows that  $\rho_{T < T_c}(H > H_{c2})$  manifests a negative curvature while  $\rho_{T > T_c}(H)$  manifests a positive and almost linear evolution. Fitting these curves to Eq. 2 yielded  $a_T$ , the thermal evolution of which is plotted in Fig. 4.

The normalized  $\Delta\rho_{1.8K}(H)/\rho_{1.8K}(0)$  reaches, at 50 kOe, an impressive value of 1200% (see inset of Fig.4(b)): this is attributed to the presence of the superconducting state (much higher value would be attained if  $\rho_T(0)$  is decreased further).

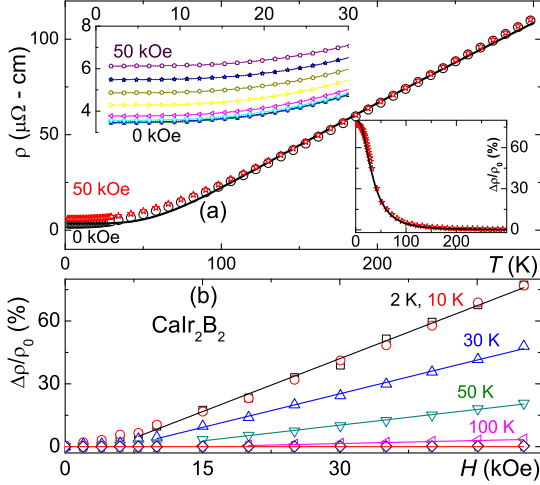


FIG. 5: (Color online)  $\rho(H, T)$  curves of  $\text{CaIr}_2\text{B}_2$ . (a) Isofield  $\rho_H(T)$  curves at  $H=0$  and 50 kOe (solid line,  $H=0$ , is a fit to Eq. 1). *Inset (upper-left)*: Thermal evolution of isofield  $\rho_H(T)$  curves at  $H=0, \dots, 50$  kOe. *Inset (lower-right)*: Thermal evolution of  $\Delta\rho_{50\text{kOe}}(T)/\rho_0(T)$  curve (solid line is a fit to Eq. 3). (b) The  $\Delta\rho_T(H)/\rho_T(0)$  isotherms (solid lines are fits to Eq. 2).

Figure 5 of  $\text{CaIr}_2\text{B}_2$  reflects the same features that were observed in  $\text{CaRh}_2\text{B}_2$ : a metallic  $\rho_T(0)$  with a BG character (Table I), a predominant LMR feature and a relatively strong  $\Delta\rho_{50\text{kOe}}(T)/\rho_0(T)$  effect at low  $T$  but decays rapidly at higher  $T$ , dropping to below 3% above 100 K. The  $a_T$  parameter (the fit of  $\rho_T(H)$  to Eq. 2 –Fig. 5(b)) is shown in Fig. 3.

### B. $\text{Sr}_n\text{Rh}_{3n-1}\text{B}_{2n}$ ( $n=1,3$ ) and $\text{SrIr}_2\text{B}_2$

$\rho(H, T)$  curves of  $\text{SrRh}_2\text{B}_2$  (Fig. 6) manifest magnetoresistive features that are very similar to those found in  $\text{CaRh}_2\text{B}_2$  except that the strength of the effect is smaller and there is a weak superconducting secondary phase (namely  $\text{Sr}_3\text{Rh}_8\text{B}_6$ ) which is believed to be behind the drop in the magnetoresistivity of  $\text{SrRh}_2\text{B}_2$  below that of  $\text{SrIr}_2\text{B}_2$  (compare Figs. 3 and 6). On the other hand, Fig. 7 shows that  $\text{Sr}_3\text{Rh}_8\text{B}_6$  superconducts below  $T_c \approx 3.5$  K, exhibits a BG-type resistivity above  $T_c$  and has MR features that are very similar to, but almost two orders of magnitude weaker than, those of  $\text{Ca}_3\text{Rh}_8\text{B}_6$ .

Similar to the cases found in  $\text{CaM}_2\text{B}_2$  isomorphs,  $\rho(H, T)$  of  $\text{SrIr}_2\text{B}_2$  (Fig. 8) show all the features that we

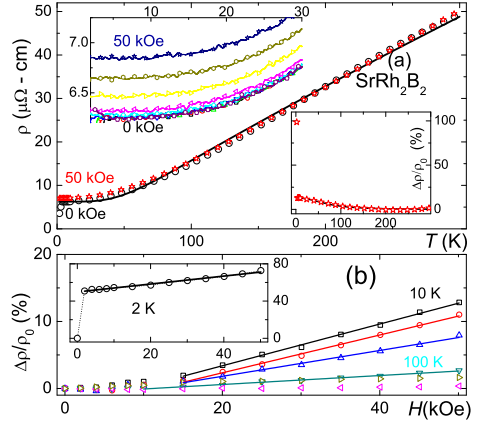


FIG. 6: (Color online)  $\rho(H, T)$  curves of  $\text{SrRh}_2\text{B}_2$ . (a) Isofield  $\rho_H(T)$  curves at  $H=0$  and 50 kOe (solid line,  $H=0$ , is a fit to Eq. 1). *Inset (upper-left)*: Thermal evolution of isofield  $\rho_H(T)$  curves at  $H=0, \dots, 50$  kOe. *Inset (lower-right)*:  $\Delta\rho_{50\text{kOe}}(T)/\rho_0(T)$  curve (solid line is a fit to Eq.3). (b)  $\Delta\rho_T(H)/\rho_T(0)$  isotherms (solid lines are fits to Eq. 2).

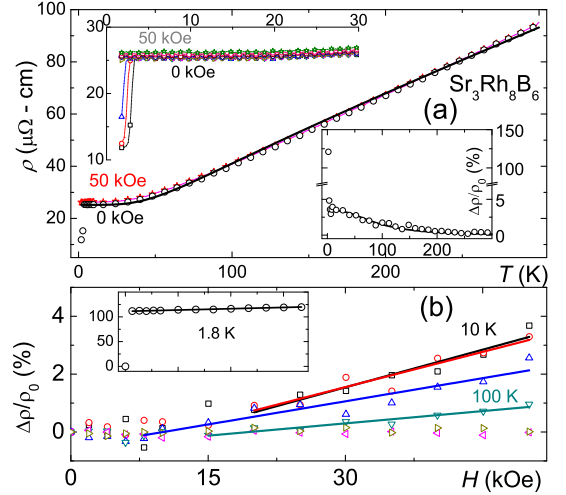


FIG. 7: (Color online)  $\rho(H, T)$  curves of  $\text{Sr}_3\text{Rh}_8\text{B}_6$ . (a) Isofield  $\rho_H(T)$  curves at  $H=0$  and 50 kOe (solid line,  $H=0$ , is a fit to Eq. 1). *Inset (upper-left)*: Thermal evolution of isofield  $\rho_H(T)$  curves at  $H=0, \dots, 50$  kOe. *Inset (lower-right)*:  $\Delta\rho_{50\text{kOe}}(T)/\rho_0(T)$  curve (solid line is a fit to Eq.3). (b)  $\Delta\rho_T(H)/\rho_T(0)$  isotherms (solid lines are fits to Eq. 2). *Inset*: An expansion of the  $\Delta\rho_{1.8K}(H)/\rho_{1.8K}(0)$  isotherm.

mentioned above: the metallic resistivity obeying a BG description, the predominantly LMR character and the strong  $T$ -dependence of  $\Delta\rho_{50\text{kOe}}(T)/\rho_0(T)$  up to 100 K. From a fit of  $\Delta\rho_T(H)/\rho_T(0)$  to Eq. 2, we obtained  $a_T$  (given in Fig. 3).

## IV. DISCUSSION AND CONCLUSIONS

Our experiments indicated that  $\Delta\rho_T(H)/\rho_T(0)$  of  $A_nM_{3n-1}B_{2n}$  is positive, non-saturating and dominantly

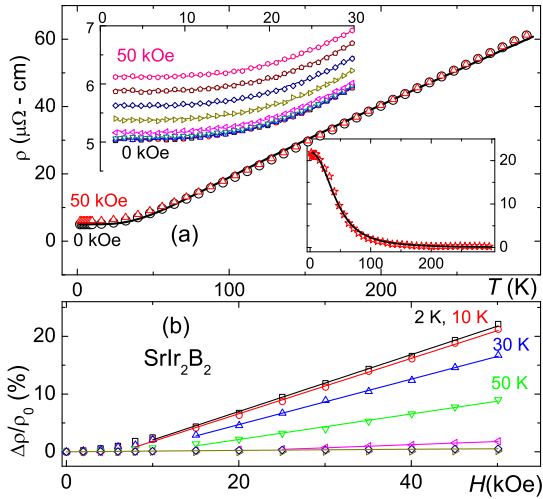


FIG. 8: (Color online)  $\rho(H, T)$  curves of  $\text{SrIr}_2\text{B}_2$ . (a) Isofield  $\rho_H(T)$  curves at  $H=0$  and 50 kOe (solid line,  $H=0$ , is a fit to Eq. 1). *Inset (upper-left)*: Thermal evolution of isofield  $\rho_H(T)$  curves at  $H=0, \dots, 50$  kOe. *Inset (lower-right)*:  $\Delta\rho_{50\text{kOe}}(T)/\rho_0(T)$  curve (solid line is a fit to Eq.3). (b)  $\Delta\rho_T(H)/\rho_T(0)$  isotherms (solid lines are fits to Eq. 2).

linear above  $\sim 10$  kOe, and that a relatively strong  $\Delta\rho_T(H)/\rho_T(0)$  was observed in both superconducting and normal members, which decreases sharply with temperature and whenever  $n$  is increased, Rh is replaced by Ir, or Ca is replaced by Sr. These features as well as other magnetoresistive properties of the studied members were compared in Fig. 3 and Table I; evidently the Ca-based isomorphs exhibit a higher  $RRR$ , a higher  $\lambda/\omega_p^2$  and a higher  $\Delta\rho_T(H)/\rho_T(0)$ .

It is recalled that a reduction in the LMR is usually related to an increase in  $n_c$ ,  $\mu_c$ , or a decrease in  $N_d$  (for a quantum LMR, a smearing of the Landau levels).<sup>12</sup> In turn, the variation in any of  $n_c$ ,  $\mu_c$ , or  $N_d$  ( $\rho_0$ ) can be straight forwardly associated with a related variation in  $T$ ,  $H$  or the material properties. Along this line of arguments, we discuss the above-mentioned MR features of  $A_nM_{3n-1}B_{2n}$  series.

First, the drop in  $\Delta\rho/\rho_0$  with increasing  $n$  is attributed to an increase in  $n_c$ . Because the structure of  $A_3M_8B_6$ , in contrast to  $AM_2B_2$ , includes additional, sandwiched  $AM_3B_2$  layers (Fig. 1), it is inferred that the introduction of  $AM_3B_2$  enhances  $n_c$ .<sup>25</sup> In fact, rewriting the  $n=3$  member as  $A_1M_{8/3}B_2$  already suggests that this enhancement is due to a contribution from the  $4d^85s^1$ -subbands of the extra Rh. Such a higher  $n_c$  is consistent with the surge of superconductivity in the  $n=3$  members.<sup>19</sup> Second, the fact that the resistivity within the superconducting state of  $A_3\text{Rh}_8\text{B}_6$  does not vanish is an indication

that these  $n=3$  samples contain superconducting regions dispersed within a nonsuperconducting matrix. This feature excludes the applicability of the classical LMR models; rather it supports the Abrikosov LMR scenario for inhomogeneous media.<sup>1</sup>

By generalizing this inhomogeneous configuration to the  $n=1$  members<sup>26</sup> and assuming the variation in the LMR effect to be related to a corresponding variation in either  $n_c$  or carrier dynamics (influenced by pressure, charge doping,  $T$ , or  $H$ ), the above-mentioned experimental results can be satisfactorily explained. As an example, the fact that  $\Delta\rho/\rho_0$  of Sr-based compounds are lower than their Ca-based isomorphs is attributed to a negative chemical pressure which is induced by the substitution of isovalent, relatively large-sized  $\text{Sr}^{+2}$  into the  $\text{Ca}^{+2}$  site. Similarly, the reduction of  $\Delta\rho/\rho_0$  caused by the replacement of Rh by Ir ( $5d^75s^2$ ) is attributed to an increase in  $n_c$  that overwhelms the influence of an increased antisymmetric spin-orbit interaction. It is recalled that the space group of  $AM_2B_2$  is  $Fdd2$  (having no inversion symmetry operator)<sup>19</sup> while the space group of  $A_3M_8B_6$  is  $Fmmm$  (with an inversion symmetry operator). Accordingly, the antisymmetric spin-orbit interaction in the former series would exercise a considerable influence (via a spin splitting of the quasi-particle states) on the electronic properties.<sup>27</sup> According to Abrikosov<sup>1</sup>, a linear spectrum may arise due to an absence of a symmetry inversion centre. Because a linear spectrum implies a smaller effective mass, the absence of a symmetry inversion would enhance the quantum LMR of the  $n=1$  members. Finally, the thermal rate of decrease of  $\Delta\rho_T(H)/\rho_T(0)$  in  $A_nM_{3n-1}B_{2n}$  is much faster than that of, say,  $\text{Ag}_{2+\delta}X$  ( $X=\text{Se}, \text{Te}$ ) (Ref. 8) but similar to that of  $\text{LaSb}_2$  (Ref. 6<sup>6</sup>): as  $n_c$  hardly varies below 300 K, this thermal decrease is attributed to the phonon-driven decrease in  $\mu_c$  and a smearing of the Landau levels.<sup>16</sup>

In summary, a positive, nonsaturating and dominantly linear MR was observed in the  $A_nM_{3n-1}B_{2n}$  series ( $A=\text{Ca}, \text{Sr}$ ;  $M=\text{Rh}, \text{Ir}$ ,  $n=1, 3$ ). This effect was found to decrease whenever  $n$  is increased, Ca is replaced by Sr, Rh is replaced by Ir, or the temperature is raised. Comparative MR studies among the different members suggest that LMR can be described by the Abrikosov model for inhomogeneous media.

## Acknowledgments

We acknowledge partial financial support from the Japan Society for the Promotion of Science and the Brazilian agencies CNPq and Faperj.

\* Electronic address: Takeya.Hiroyuki@nims.go.jp

† Electronic address: massalam@if.ufrj.br

<sup>1</sup> A. A. Abrikosov, J. Phys. A: Math. Gen. **36**, 9119 (2003).

<sup>2</sup> P. L. Kapitza, Proc. R. Soc. A **123**, 292 (1929).

- <sup>3</sup> K. Liu, C. L. Chien, and P. C. Searson, *Phys. Rev. B* **58**, R14681 (1998).
- <sup>4</sup> F. Y. Yang, K. Liu, D. H. Reich, P. C. Searson, and C. I. Chien, *Science* **284**, 1335 (1999).
- <sup>5</sup> S. L. Bud'ko, P. C. Canfield, C. H. Mielke, and A. H. Lacerdo, *Phys. Rev. B* **57**, 13624 (1998).
- <sup>6</sup> D. P. Young, R. G. Goodrich, J. F. DiTusa, S. Guo, P. W. Adams, J. Y. Chan, and D. Hall, *App. Phys. Lett.* **82**, 3713 (2003).
- <sup>7</sup> M. Andersson, M. Feuerbacher, and Ö. Rapp, *Phys. Rev. B* **78**, 024201 (2008).
- <sup>8</sup> R. Xu, A. Husmann, T. F. Rosenbaum, M.-L. Saboungi, J. E. Enderby, and P. B. Littlewood, *Nature* **390**, 57 (1997).
- <sup>9</sup> A. Husmann, J. B. Betts, G. S. Boebinger, A. Migliori, T. F. Rosenbaum, and M. L. Saboungi, *Nature* **417**, 421 (2002).
- <sup>10</sup> M. Lee, T. F. Rosenbaum, M.-L. Saboungi, and H. S. Schnyders, *Phys. Rev. Lett.* **88**, 066602 (2002).
- <sup>11</sup> M. von Kreutzbruck, G. Lembke, B. Mogwitz, C. Korte, and J. Janek, *Phys. Rev. B* **79**, 035204 (2009).
- <sup>12</sup> J. Hu and T. F. Rosenbaum, *Nature Materials* **7**, 697 (2008).
- <sup>13</sup> M. P. Delmo, S. Yamamoto, S. Kasai, T. Ono, and K. Kobayashi, *Nature* **457**, 1112 (2009).
- <sup>14</sup> A. L. Friedman, J. L. Tedesco, P. M. Campbell, J. C. Culbertson, E. Aifer, F. K. Perkins, R. L. Myers-Ward, J. K. Hite, C. R. E. Jr., G. G. Jernigan, et al., *Nano Lett.* **10**, 3962 (2010).
- <sup>15</sup> S. V. Morozov, K. S. Novoselov, F. Schedin, D. Jiang, A. A. Firsov, and A. K. Geim, *Phys. Rev. B* **72**, 201401(R) (2005).
- <sup>16</sup> H. G. Johnson, S. P. Bennett, R. Barua, L. H. Lewis, and D. Heiman, *Phys. Rev. B* **82**, 085202 (2010).
- <sup>17</sup> N. Tajima, S. Sugawara, R. Kato, Y. Nishio, and K. Kajita, arXiv:1012.3029v1 [cond-mat.str-el] 14 Dec 2010 (2010).
- <sup>18</sup> W. Jung, *J. Less-Common Metals* **97**, 253 (1984).
- <sup>19</sup> H. Takeya and M. ElMassalami, to be Published.
- <sup>20</sup> *Inorganic crystal structure data base*, Internet (2009).
- <sup>21</sup> D. Schroder, *Semiconductor Material and Device Characterization* (Wiley, 2006).
- <sup>22</sup> Due to the limited temperature range and disorder in the samples, we were unsuccessful in observing Shubnikov-de Haas oscillations.
- <sup>23</sup> P. B. Allen, in *Quantum Theory of Real Materials*, edited by J. R. Chelikowsky and S. G. Louie (Kluwer, Boston, 1996), p. 319.
- <sup>24</sup> LMR is stronger at temperatures where phonon density is extremely small.
- <sup>25</sup> The magnetoresistivity of  $AM_3B_2$  is expected to be very small.
- <sup>26</sup>  $A_nRh_{3n-1}B_{2n}$  ( $A=Ca, Sr$ ), being incongruent phases, were precipitated, via peritectic reactions, from an  $A$  rich composition. Therefore some excess  $A$  melts may form around the desired phase or being segregated elsewhere.
- <sup>27</sup> V. P. Mineev and M. Sigrist, arXiv:0904.2962v2 (2009).