
Stick-Breaking Beta Processes and the Poisson Process

John Paisley¹ David M. Blei³ Michael I. Jordan^{1,2}

¹Department of EECS, ²Department of Statistics, UC Berkeley

³Computer Science Department, Princeton University

Abstract

We show that the stick-breaking construction of the beta process due to Paisley *et al.* (2010) can be obtained from the characterization of the beta process as a Poisson process. Specifically, we show that the mean measure of the underlying Poisson process is equal to that of the beta process. We use this underlying representation to derive error bounds on truncated beta processes that are tighter than those in the literature. We also develop a new MCMC inference algorithm for beta processes, based in part on our new Poisson process construction.

1 Introduction

The beta process is a Bayesian nonparametric prior for sparse collections of binary features (Thibaux & Jordan, 2007). When the beta process is marginalized out, one obtains the Indian buffet process (IBP) (Griffiths & Ghahramani, 2006). Many applications of this circle of ideas—including focused topic distributions (Williamson *et al.*, 2010), featural representations of multiple time series (Fox *et al.*, 2010) and dictionary learning for image processing (Zhou *et al.*, 2011)—are motivated from the IBP representation. However, as in the case of the Dirichlet process, where the Chinese restaurant process provides the marginalized representation, it can be useful to develop inference methods that use the underlying beta process. A step in this direction was provided by Teh *et al.* (2007), who derived a stick-breaking construction for the special case of the beta process that marginalizes to the one-parameter IBP.

Recently, a stick-breaking construction of the full beta process was derived by Paisley *et al.* (2010). The derivation relied on a limiting process involving finite matrices, similar to the limiting process used to derive the IBP. However, the

beta process also has an underlying Poisson process (Jordan, 2010; Thibaux & Jordan, 2007), with a mean measure ν (as discussed in detail in Section 2.1). Therefore, the process presented in Paisley *et al.* (2010) must also be a Poisson process with this same mean measure. Showing this equivalence would provide a direct proof of Paisley *et al.* (2010) using the well-studied Poisson process machinery (Kingman, 1993).

In this paper we present such a derivation (Section 3). In addition, we derive error truncation bounds that are tighter than those in the literature (Section 4.1) (Doshi-Velez *et al.*, 2009; Paisley *et al.*, 2011). The Poisson process framework also provides an immediate proof of the extension of the construction to beta processes with a varying concentration parameter and infinite base measure (Section 4.2), which does not follow immediately from the derivation in Paisley *et al.* (2010). In Section 5, we present a new MCMC algorithm for stick-breaking beta processes that uses the Poisson process to yield a more efficient sampler than that presented in Paisley *et al.* (2010).

2 The Beta Process

In this section, we review the beta process and its marginalized representation. We discuss the link between the beta process and the Poisson process, defining the underlying Lévy measure of the beta process. We then review the stick-breaking construction of the beta process, and give an equivalent representation of the generative process that will help us derive its Lévy measure.

A draw from a beta process is (with probability one) a countably infinite collection of weighted atoms in a space Ω , with weights that lie in the interval $[0, 1]$ (Hjort, 1990). Two parameters govern the distribution on these weights, a concentration parameter $\alpha > 0$ and a finite base measure μ , with $\mu(\Omega) = \gamma$.¹ Since such a draw is an atomic measure, we can write it as $H = \sum_{ij} \pi_{ij} \delta_{\theta_{ij}}$, where the two index values follow from Paisley *et al.* (2010), and we write $H \sim \text{BP}(\alpha, \mu)$.

¹In Section 4.2 we discuss a generalization of this definition that is more in line with the definition given by Hjort (1990).

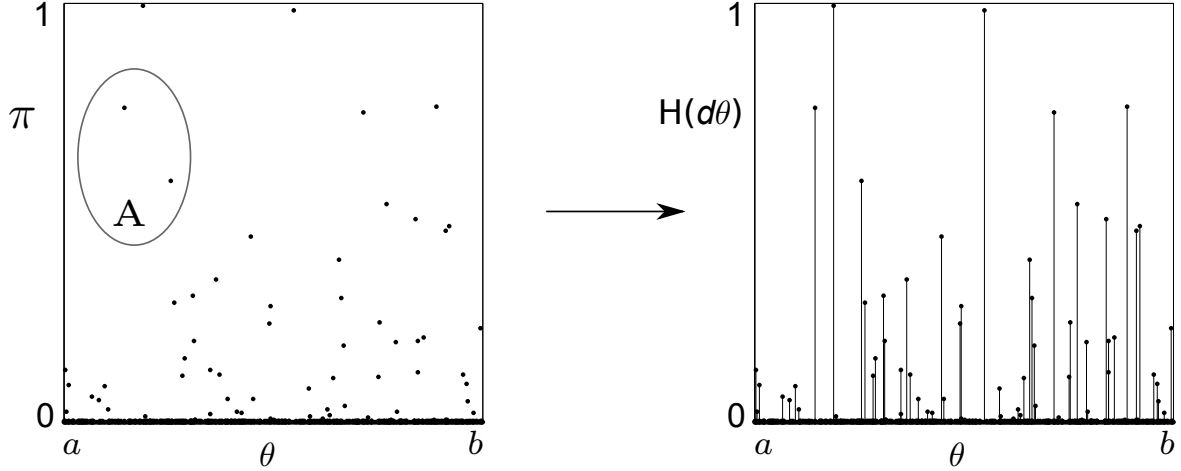


Figure 1: (left) A Poisson process Π on $[a, b] \times [0, 1]$ with mean measure $\nu = \mu \times \lambda$, where $\lambda(d\pi) = \alpha\pi^{-1}(1-\pi)^{\alpha-1}d\pi$ and $\mu([a, b]) < \infty$. The set A contains a Poisson distributed number of atoms with parameter $\int_A \mu(d\theta)\lambda(d\pi)$. (right) The beta process constructed from Π . The first dimension corresponds to location, and the second dimension to weight.

Contrary to the Dirichlet process, which provides a probability measure, the total measure $H(\Omega) \neq 1$ with probability one. Instead, beta processes are useful as parameters for a Bernoulli process. We write the Bernoulli process X as $X = \sum_{ij} z_{ij} \delta_{\theta_{ij}}$, where $z_{ij} \sim \text{Bernoulli}(\pi_{ij})$, and denote this as $X \sim \text{BeP}(H)$. Thibaux & Jordan (2007) show that marginalizing over H yields the Indian buffet process (IBP) of Griffiths & Ghahramani (2006).

The IBP clearly shows the featural clustering property of the beta process, and is specified as follows: To generate a sample X_{n+1} from an IBP conditioned on the previous n samples, draw

$$X_{n+1} | X_{1:n} \sim \text{BeP} \left(\frac{1}{\alpha + n} \sum_{m=1}^n X_m + \frac{\alpha}{\alpha + n} \mu \right).$$

This says that, for each θ_{ij} with at least one value of $X_m(\theta_{ij})$ equal to one, the value of $X_{n+1}(\theta_{ij})$ is equal to one with probability $\frac{1}{\alpha+n} \sum_m X_m(\theta_{ij})$. After sampling these locations, a $\text{Poisson}(\alpha\mu(\Omega)/(\alpha+n))$ distributed number of new locations $\theta_{i'j'}$ are introduced with corresponding $X_{n+1}(\theta_{i'j'})$ set equal to one. From this representation one can show that $X_m(\Omega)$ has a $\text{Poisson}(\mu(\Omega))$ distribution, and the number of unique observed atoms in the process $X_{1:n}$ is Poisson distributed with parameter $\sum_{m=1}^n \alpha\mu(\Omega)/(\alpha+m-1)$ (Thibaux & Jordan, 2007).

2.1 The beta process as a Poisson process

An informative perspective of the beta process is as a completely random measure, a construction based on the Poisson process (Jordan, 2010). We illustrate this in Figure 1 using an example where $\Omega = [a, b]$ and $\mu(A) = \frac{\gamma}{b-a} \text{Leb}(A)$, with $\text{Leb}(\cdot)$ the Lebesgue measure. The right figure shows a draw from the beta process. The left figure shows the underlying Poisson process, $\Pi = \{(\theta, \pi)\}$.

In this example, a Poisson process generates points in the space $[a, b] \times [0, 1]$. It is completely characterized by its mean measure, $\nu(d\theta, d\pi)$ (Kingman, 1993; Cinlar, 2011). For any subset $A \subset [a, b] \times [0, 1]$, the random counting measure $N(A)$ equals the number of points from Π contained in A . The distribution of $N(A)$ is Poisson with parameter $\nu(A)$. Moreover, for all pairwise disjoint sets A_1, \dots, A_n , the random variables $N(A_1), \dots, N(A_n)$ are independent, and therefore N is completely random.

In the case of the beta process, the mean measure of the underlying Poisson process is

$$\nu(d\theta, d\pi) = \alpha\pi^{-1}(1-\pi)^{\alpha-1}d\pi\mu(d\theta). \quad (1)$$

We refer to $\lambda(d\pi) = \alpha\pi^{-1}(1-\pi)^{\alpha-1}d\pi$ as the Lévy measure of the process, and μ as its base measure. Our goal in Section 3 will be to show that the following construction is also a Poisson process with mean measure equal to (1), and is thus a beta process.

2.2 Stick-breaking for the beta process

Paisley *et al.* (2010) presented a method for explicitly constructing beta processes based on the notion of stick-breaking, a general method for obtaining discrete probability measures (Ishwaran & James, 2001). Stick-breaking plays an important role in Bayesian nonparametrics, thanks largely to a seminal derivation of a stick-breaking representation for the Dirichlet process by Sethuraman (1994). In the case of the beta process, Paisley *et al.* (2010) presented the following representation:

$$H = \sum_{i=1}^{\infty} \sum_{j=1}^{C_i} V_{ij}^{(i)} \prod_{l=1}^{i-1} (1 - V_{ij}^{(l)}) \delta_{\theta_{ij}}, \quad (2)$$

$$C_i \stackrel{iid}{\sim} \text{Poisson}(\gamma), \quad V_{ij}^{(l)} \stackrel{iid}{\sim} \text{Beta}(1, \alpha), \quad \theta_{ij} \stackrel{iid}{\sim} \frac{1}{\gamma} \mu,$$

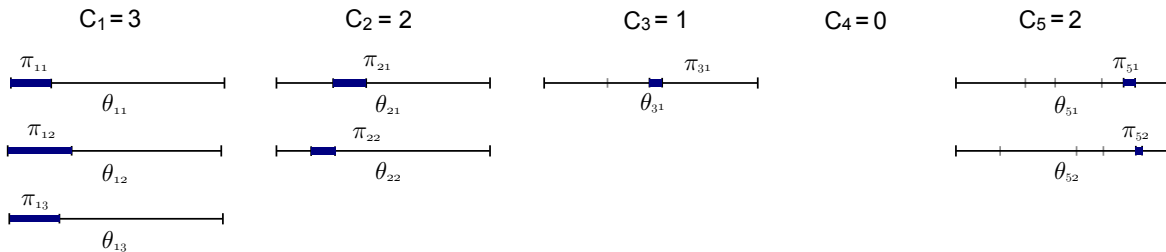


Figure 2: An illustration of the stick-breaking construction of the beta process by round index i for $i \leq 5$. Given a space Ω with measure μ , for each index i a $\text{Poisson}(\mu(\Omega))$ distributed number of atoms θ are drawn i.i.d. from the probability measure $\mu/\mu(\Omega)$. To atom θ_{ij} , a corresponding weight π_{ij} is attached that is the i th break drawn independently from a $\text{Beta}(1, \alpha)$ stick-breaking process. A beta process is $H = \sum_{ij} \pi_{ij} \delta_{\theta_{ij}}$.

where, as previously mentioned, $\alpha > 0$ and μ is a non-atomic finite base measure with $\mu(\Omega) = \gamma$.

This construction sequentially incorporates into H a Poisson-distributed number of atoms drawn i.i.d. from μ/γ , with each round in this sequence indexed by i . The atoms receive weights in $[0, 1]$, drawn independently according to a stick-breaking construction—an atom in round i throws away the first $i - 1$ breaks from its stick, and keeps the i th break as its weight. We illustrate this in Figure 2.

We use an equivalent definition of H that reduces the total number of random variables by reducing the product $\prod_{j < i} (1 - V_j)$ to a function of a single random variable. Let V_i be i.i.d. $\text{Beta}(1, \alpha)$ and let $f(V_{1:i-1}) := \prod_{j < i} (1 - V_j)$. If $T \sim \text{Gamma}(i - 1, \alpha)$, then $f(V_{1:i-1}) = d \exp\{-T\}$. The construction in (2) is therefore equivalent to

$$H = \sum_{j=1}^{C_1} V_{1j} \delta_{\theta_{1j}} + \sum_{i=2}^{\infty} \sum_{j=1}^{C_i} V_{ij} e^{-T_{ij}} \delta_{\theta_{ij}},$$

$$C_i \stackrel{iid}{\sim} \text{Poisson}(\gamma), \quad V_{ij} \stackrel{iid}{\sim} \text{Beta}(1, \alpha),$$

$$T_{ij} \stackrel{iid}{\sim} \text{Gamma}(i - 1, \alpha), \quad \theta_{ij} \stackrel{iid}{\sim} \frac{1}{\gamma} \mu. \quad (3)$$

Starting from a finite approximation of the beta process, Paisley *et al.* (2010) showed that (2) must be a beta process by making use of the stick-breaking construction of a beta distribution (Sethuraman, 1994), and then finding the limiting case; a similar limiting-case derivation was given for the Indian buffet process (Griffiths & Ghahramani, 2006). We next show that (2) can be derived directly from the characterization of the beta process as a Poisson process. This verifies the construction, and also leads to new properties of the beta process.

3 Stick-breaking from the Poisson Process

We now prove that (2) is a beta process with parameter $\alpha > 0$ and base measure μ by showing that it has an un-

derlying Poisson process with mean measure (1).² We first state two basic lemmas regarding Poisson processes (Kingman, 1993). We then use these lemmas to show that the construction of H in (3) has an underlying Poisson process representation, followed by the proof.

3.1 Representing H as a Poisson process

The first lemma concerns the marking of points in a Poisson process with i.i.d. random variables. The second lemma concerns the superposition of independent Poisson processes. Theorem 1 uses these two lemmas to show that the construction in (3) has an underlying Poisson process.

Lemma 1 (marked Poisson process) *Let Π^* be a Poisson process on Ω with mean measure μ . With each $\theta \in \Pi^*$ associate a random variable π drawn independently with probability measure λ on $[0, 1]$. Then the set $\Pi = \{(\theta, \pi)\}$ is a Poisson process on $\Omega \times [0, 1]$ with mean measure $\mu \times \lambda$.*

Lemma 2 (superposition property) *Let Π_1, Π_2, \dots be a countable collection of independent Poisson processes on $\Omega \times [0, 1]$. Let Π_i have mean measure ν_i . Then the superposition $\Pi = \bigcup_{i=1}^{\infty} \Pi_i$ is a Poisson process with mean measure $\nu = \sum_{i=1}^{\infty} \nu_i$.*

Theorem 1 *The construction of H given in (3) has an underlying Poisson process.*

Proof. This is an application of Lemmas 1 and 2; in this proof we fix some notation for what follows. Let $\pi_{1j} := V_{1j}$ and $\pi_{ij} := V_{ij} \exp\{-T_{ij}\}$ for $i > 1$. Let $H_i := \sum_{j=1}^{C_i} \pi_{ij} \delta_{\theta_{ij}}$ and therefore $H = \sum_{i=1}^{\infty} H_i$. Noting that $C_i \sim \text{Poisson}(\mu(\Omega))$, for each H_i the set of atoms $\{\theta_{ij}\}$

²A similar result has recently been presented by Broderick *et al.* (2012); however, their approach differs from ours in its mathematical underpinnings. Specifically we use a decomposition of the beta process into a countably infinite collection of Poisson processes, which leads directly to the applications that we pursue in subsequent sections. By contrast, the proof in Broderick *et al.* (2012) does not take this route, and their focus is on power-law generalizations of the beta process.

forms a Poisson process Π^* on Ω with mean measure μ . Each θ_{ij} is marked with a $\pi_{ij} \in [0, 1]$ that has some probability measure λ_i (to be defined later). By Lemma 1, each H_i has an underlying Poisson process $\Pi_i = \{(\theta_{ij}, \pi_{ij})\}$, on $\Omega \times [0, 1]$ with mean measure $\mu \times \lambda_i$. It follows that H has an underlying $\Pi = \bigcup_{i=1}^{\infty} \Pi_i$, which is a superposition of a countable collection of independent Poisson processes, and is therefore a Poisson process by Lemma 2. \square

3.2 Calculating the mean measure of H

We've shown that H has an underlying Poisson process; it remains to calculate its mean measure. We define the mean measure of Π_i to be $\nu_i = \mu \times \lambda_i$, and by Lemma 2 the mean measure of Π is $\nu = \sum_{i=1}^{\infty} \nu_i = \mu \times \sum_{i=1}^{\infty} \lambda_i$. We next show that $\nu(d\theta, d\pi) = \alpha\pi^{-1}(1-\pi)^{\alpha-1}d\pi\mu(d\theta)$, which will establish the result stated in the following theorem.

Theorem 2 *The construction defined in (2) is of a beta process with parameter $\alpha > 0$ and finite base measure μ .*

Proof. To show that the mean measure of Π is equal to (1), we first calculate each ν_i and then take their summation. We split this calculation into two groups, Π_1 and Π_i for $i > 1$, since the distribution of π_{ij} (as defined in the proof of Theorem 1) requires different calculations for these two groups. We use the definition of H in (3) to calculate these distributions of π_{ij} for $i > 1$.

Case $i = 1$. The first round of atoms and their corresponding weights, $H_1 = \sum_{j=1}^{C_1} \pi_{1j} \delta_{\theta_{1j}}$ with $\pi_{1j} := V_{1j}$, has an underlying Poisson process $\Pi_1 = \{(\theta_{1j}, \pi_{1j})\}$ with mean measure $\nu_1 = \mu \times \lambda_1$ (Lemma 1). It follows that

$$\lambda_1(d\pi) = \alpha(1-\pi)^{\alpha-1}d\pi. \quad (4)$$

We write $\lambda_i(d\pi) = f_i(\pi|\alpha)d\pi$. For example, the density above is $f_1 = \alpha(1-\pi)^{\alpha-1}$. We next focus on calculating the density f_i for $i > 1$.

Case $i > 1$. Each H_i has an underlying Poisson process $\Pi_i = \{(\theta_{ij}, \pi_{ij})\}$ with mean measure $\mu \times \lambda_i$, where λ_i determines the probability distribution of π_{ij} (Lemma 1). As with $i = 1$, we write this measure as $\lambda_i(d\pi) = f_i(\pi|\alpha)d\pi$, where $f_i(\pi|\alpha)$ is the density of π_{ij} , i.e., of the i th break from a $\text{Beta}(1, \alpha)$ stick-breaking process. This density plays a significant role in the truncation bounds and MCMC sampler derived in the following sections; we next focus on its derivation.

Recall that $\pi_{ij} := V_{ij} \exp\{-T_{ij}\}$, where $V_{ij} \sim \text{Beta}(1, \alpha)$ and $T_{ij} \sim \text{Gamma}(i-1, \alpha)$. First, let $W_{ij} := \exp\{-T_{ij}\}$. Then by a change of variables,

$$p_W(w|i, \alpha) = \frac{\alpha^{i-1}}{(i-2)!} w^{\alpha-1} (-\ln w)^{i-2}.$$

Using the product distribution formula for two random

variables (Rohatgi, 1976), the density of $\pi_{ij} = V_{ij}W_{ij}$ is

$$\begin{aligned} f_i(\pi|\alpha) &= \int_{\pi}^1 w^{-1} p_V(\pi/w|\alpha) p_W(w|i, \alpha) dw \\ &= \frac{\alpha^i}{(i-2)!} \int_{\pi}^1 w^{\alpha-2} (\ln \frac{1}{w})^{i-2} (1-\frac{\pi}{w})^{\alpha-1} dw. \end{aligned} \quad (5)$$

Though this integral does not have a closed-form solution for a single Lévy measure λ_i , we show next that the sum over these measures does have a closed-form solution.

The Lévy measure of H . Using the values of f_i derived above, we can calculate the mean measure of the Poisson process underlying (2). As discussed, the measure ν can be decomposed as follows,

$$\nu(d\theta, d\pi) = \sum_{i=1}^{\infty} (\mu \times \lambda_i)(d\theta, d\pi) = \mu(d\theta) d\pi \sum_{i=1}^{\infty} f_i(\pi|\alpha).$$

By showing that $\sum_{i=1}^{\infty} f_i(\pi|\alpha) = \alpha\pi^{-1}(1-\pi)^{\alpha-1}$, we complete the proof; we refer to the appendix for the details of this calculation.

4 Some Properties of the Beta Process

We have shown that the stick-breaking construction defined in (2) has an underlying Poisson process with mean measure $\nu(d\theta, d\pi) = \alpha\pi^{-1}(1-\pi)^{\alpha-1}d\pi\mu(d\theta)$, and is therefore a beta process. Representing the stick-breaking construction as a superposition of a countably infinite collection of independent Poisson processes is also useful for further characterizing the beta process. For example, we can use this representation to analyze truncation properties. We can also easily extend the construction in (2) to cases such as that considered in Hjort (1990), where α is a function of θ and μ is an infinite measure.

4.1 Truncated beta processes

Truncated beta processes arise in the variational inference setting (Doshi-Velez *et al.*, 2009; Paisley *et al.*, 2011; Jordan *et al.*, 1999). Poisson process representations are useful for characterizing the part of the beta process that is being thrown away in the truncation. Consider a beta process truncated after round R , defined as $H^{(R)} = \sum_{i=1}^R H_i$. The part being discarded, $H - H^{(R)}$, has an underlying Poisson process with mean measure

$$\begin{aligned} \nu_R^+(d\theta, d\pi) &:= \sum_{i=R+1}^{\infty} \nu_i(d\theta, d\pi) \\ &= \mu(d\theta) \times \sum_{i=R+1}^{\infty} \lambda_i(d\pi), \end{aligned} \quad (6)$$

and a corresponding counting measure $N_R^+(d\theta, d\pi)$. This measure contains information about the missing atoms.³

³For example, the number of missing atoms having weight $\pi \geq \epsilon$ is Poisson distributed with parameter $\nu_R^+(\Omega, [\epsilon, 1])$.

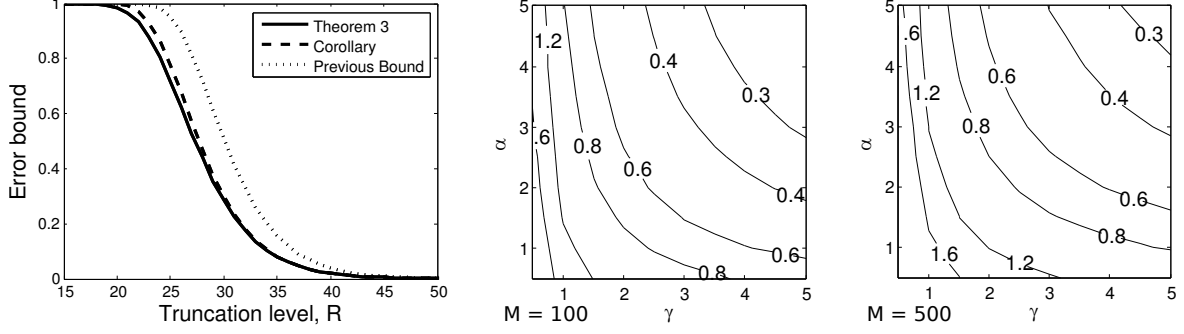


Figure 3: Examples of the error bound. (left) The bounds for $\alpha = 3$, $\gamma = 4$ and $M = 500$. The previous bound appears in Paisley *et al.* (2011). (center and right) Contour plots of the L_1 distance between the Theorem 3 bound and the Corollary bound, presented as functions of α and γ for (center) $M = 100$, (right) $M = 500$. The L_1 distance for the left plot is 0.46. The Corollary bound becomes tighter as α and γ increase, and as M decreases.

For truncated beta processes, a measure of closeness to the true beta process is helpful when selecting truncation levels. To this end, let data $Y_n \sim f(X_n, \phi_n)$, where X_n is a Bernoulli process taking either H or $H^{(R)}$ as parameters, and ϕ_n is a set of additional parameters (which could be globally shared). Let $\mathbf{Y} = (Y_1, \dots, Y_M)$. One measure of closeness is the L_1 distance between the marginal density of \mathbf{Y} under the beta process, $\mathbf{m}_\infty(\mathbf{Y})$, and the process truncated at round R , $\mathbf{m}_R(\mathbf{Y})$. This measure originated with work on truncated Dirichlet processes in Ishwaran & James (2000, 2001); in Doshi-Velez *et al.* (2009), it was extended to the beta process.

After slight modification to account for truncating rounds rather than atoms, the result in Doshi-Velez *et al.* (2009) implies that

$$\begin{aligned} & \frac{1}{4} \int |\mathbf{m}_R(\mathbf{Y}) - \mathbf{m}_\infty(\mathbf{Y})| d\mathbf{Y} \\ & \leq \mathbb{P}(\exists(i, j), i > R, 1 \leq n \leq M : X_n(\theta_{ij}) = 1), \end{aligned} \quad (7)$$

with a similar proof as in Ishwaran & James (2000). This says that 1/4 times the L_1 distance between \mathbf{m}_R and \mathbf{m}_∞ is less than one minus the probability that, in M Bernoulli processes with parameter $H \sim \text{BP}(\alpha, \mu)$, there is no $X_n(\theta) = 1$ for a $\theta \in H_i$ with $i > R$. In Doshi-Velez *et al.* (2009) and Paisley *et al.* (2011), this bound was loosened. Using the Poisson process representation of H , we can give an exact form of this bound. To do so, we use the following lemma, which is similar to Lemma 1, but accounts for markings that are not independent of the atom.

Lemma 3 *Let (θ, π) form a Poisson process on $\Omega \times [0, 1]$ with mean measure ν_R^+ . Mark each (θ, π) with a random variable U in a finite space \mathcal{S} with transition probability kernel $Q(\pi, \cdot)$. Then (θ, π, U) forms a Poisson process on $\Omega \times [0, 1] \times \mathcal{S}$ with mean measure $\nu_R^+(d\theta, d\pi)Q(\pi, U)$.*

This leads to Theorem 3.

Theorem 3 *Let $X_{1:M} \stackrel{iid}{\sim} \text{BeP}(H)$ with $H \sim \text{BP}(\alpha, \mu)$ constructed as in (2). For a truncation value R , let E be the event that there exists an index (i, j) with $i > R$ such that $X_n(\theta_{ij}) = 1$. Then the bound in (7) equals*

$$\mathbb{P}(E) = 1 - \exp \left\{ - \int_{(0,1]} \nu_R^+(\Omega, d\pi) (1 - (1 - \pi)^M) \right\}.$$

Proof. Let $U \in \{0, 1\}^M$. By Lemma 3, the set $\{(\theta, \pi, U)\}$ constructed from rounds $R + 1$ and higher is a Poisson process on $\Omega \times [0, 1] \times \{0, 1\}^M$ with mean measure $\nu_R^+(d\theta, d\pi)Q(\pi, U)$ and a corresponding counting measure $N_R^+(d\theta, d\pi, U)$, where $Q(\pi, \cdot)$ is a transition probability measure on the space $\{0, 1\}^M$. Let $A = \{0, 1\}^M \setminus \mathbf{0}$, where $\mathbf{0}$ is the zero vector. Then $Q(\pi, A)$ is the probability of this set with respect to a Bernoulli process with parameter π , and therefore $Q(\pi, A) = 1 - (1 - \pi)^M$. The probability $\mathbb{P}(E) = 1 - \mathbb{P}(E^c)$, which is equal to $1 - \mathbb{P}(N_R^+(\Omega, [0, 1], A) = 0)$. The theorem follows since $N_R^+(\Omega, [0, 1], A)$ is a Poisson-distributed random variable with parameter $\int_{(0,1]} \nu_R^+(\Omega, d\pi)Q(\pi, A)$.⁴ \square

Using the Poisson process, we can give an analytical bound that is tighter than that in Paisley *et al.* (2011).

Corollary 1 *Given the set-up in Theorem 3, an upper bound on $\mathbb{P}(E)$ is*

$$\mathbb{P}(E) \leq 1 - \exp \left\{ -\gamma M \left(\frac{\alpha}{1 + \alpha} \right)^R \right\}.$$

Proof. We give the proof in the appendix.

⁴We give a second proof using simple functions in the appendix. One can use approximating simple functions to give an arbitrarily close approximation of Theorem 3. Furthermore, since $\nu_R^+ = \nu_{R-1}^+ - \nu_R$ and $\nu_0^+ = \nu$, performing a sweep of truncation values requires approximating only one additional integral for each increment of R .

The bound in Paisley *et al.* (2011) has $2M$ rather than M . We observe that the term in the exponential equals the negative of $M \int_0^1 \pi \nu_R^+(\Omega, d\pi)$, which is the expected number of missing ones in M truncated Bernoulli process observations. Figure 3 shows an example of these bounds.

4.2 Beta processes with infinite μ and varying α

The Poisson process allows for the construction to be extended to the more general definition of the beta process given by Hjort (1990). In this definition, the value of $\alpha(\theta)$ is a function of θ , rather than a constant, and the base measure μ may be infinite, but σ -finite.⁵ Using Poisson processes, the extension of (2) to this setting is straightforward. We note that this is not immediate from the limiting case derivation presented in Paisley *et al.* (2010).

For a partition (E_k) of Ω with $\mu(E_k) < \infty$, we treat each set E_k as a separate Poisson process with mean measure

$$\begin{aligned} \nu_{E_k}(d\theta, d\pi) &= \mu(d\theta)\lambda(\theta, d\pi), \quad \theta \in E_k \\ &= \alpha(\theta)\pi^{-1}(1-\pi)^{\alpha(\theta)-1}d\pi\mu(d\theta). \end{aligned}$$

The transition probability kernel λ follows from the continuous version of Lemma 3. By superposition, we have the overall beta process. Modifying (2) gives the following construction: For each set E_k construct a separate H_{E_k} . In each round of (2), incorporate $\text{Poisson}(\mu(E_k))$ new atoms $\theta_{ij}^{(k)} \in E_k$ drawn i.i.d. from $\mu/\mu(E_k)$. For atom $\theta_{ij}^{(k)}$, draw a weight $\pi_{ij}^{(k)}$ using the i th break from a $\text{Beta}(1, \alpha(\theta_{ij}^{(k)}))$ stick-breaking process. The complete beta process is the union of these local beta processes.

5 MCMC Inference

We derive a new MCMC inference algorithm for beta processes that incorporates ideas from the stick-breaking construction and Poisson process. In the algorithm, we re-index atoms to take one index value k , and let d_k indicate the Poisson process of the k th atom under consideration (i.e., $\theta_k \in H_{d_k}$). For calculation of the likelihood, given M Bernoulli process draws, we denote the sufficient statistics $m_{1,k} = \sum_{n=1}^M X_n(\theta_k)$ and $m_{0,k} = M - m_{1,k}$.

We use the densities f_1 and f_i , $i > 1$, derived in (4) and (5) above. Since the numerical integration in (5) is computationally expensive, we sample w as an auxiliary variable. The joint density of π_{ij} and w_{ij} , $0 \leq \pi_{ij} \leq w_{ij}$, for $\theta_{ij} \in H_i$ and $i > 1$ is

$$f_i(\pi_{ij}, w_{ij} | \alpha) \propto w_{ij}^{-1} (-\ln w_{ij})^{i-2} (w_{ij} - \pi_{ij})^{\alpha-1}.$$

The density for $i = 1$ does not depend on w .

⁵That is, the total measure $\mu(\Omega) = \infty$, but there is a measurable partition (E_k) of Ω with each $\mu(E_k) < \infty$.

5.1 A distribution on observed atoms

Before presenting the MCMC sampler, we derive a quantity that we use in the algorithm. Specifically, for the collection of Poisson processes H_i , we calculate the distribution on the number of atoms $\theta \in H_i$ for which the Bernoulli process $X_n(\theta)$ is equal to one for some $1 \leq n \leq M$. In this case, we denote the atom as being ‘‘observed.’’ This distribution is relevant to inference, since in practice we care most about samples at these locations.

The distribution of this quantity is related to Theorem 3. There, the exponential term gives the probability that this number is zero for all $i > R$. More generally, under the prior on a single H_i , the number of observed atoms is Poisson distributed with parameter

$$\xi_i = \int_0^1 \nu_i(\Omega, d\pi)(1 - (1 - \pi)^M)d\pi. \quad (8)$$

The sum $\sum_{i=1}^{\infty} \xi_i < \infty$ for finite M , meaning a finite number of atoms will be observed with probability one.

Conditioning on there being T observed atoms overall, $\theta_{1:T}^*$, we can calculate a distribution on the Poisson process to which atom θ_k^* belongs. This is an instance of Poissonization of the multinomial; since for each H_i the distribution on the number of observed atoms is independent and $\text{Poisson}(\xi_i)$ distributed, conditioning on T the Poisson process to which atom θ_k^* belongs is independent of all other atoms, and identically distributed with $\mathbb{P}(\theta_k^* \in H_i) \propto \xi_i$.

5.2 The sampling algorithm

We next present the MCMC sampling algorithm. We index samples by an s , and define all densities to be zero outside of their support.

Sample π_k . We take several random walk Metropolis-Hastings steps for π_k . Let π_k^s be the value at step s . Let the proposal be $\pi_k^* = \pi_k^s + \xi_k^s$, where $\xi_k^s \stackrel{iid}{\sim} N(0, \sigma_\pi^2)$. Set $\pi_k^{s+1} = \pi_k^*$ with probability

$$\min \left\{ 1, \frac{p(m_{1,k}, m_{0,k} | \pi_k^*) f_{d_k^s}(\pi_k^* | w_k^s, \alpha_s)}{p(m_{1,k}, m_{0,k} | \pi_k^s) f_{d_k^s}(\pi_k^s | w_k^s, \alpha_s)} \right\},$$

otherwise set $\pi_k^{s+1} = \pi_k^s$. The likelihood and priors are

$$\begin{aligned} p(m_{1,k}, m_{0,k} | \pi) &= \pi^{m_{1,k}} (1 - \pi)^{m_{0,k}}, \\ f_{d_k^s}(\pi | w_k^s, \alpha_s) &\propto \begin{cases} (w_k^s - \pi)^{\alpha_s - 1} & \text{if } d_k > 1 \\ (1 - \pi)^{\alpha_s - 1} & \text{if } d_k = 1 \end{cases}. \end{aligned}$$

Sample w_k . We take several random walk Metropolis-Hastings steps for w_k when $d_k > 1$. Let w_k^s be the value at step s . Set the proposal $w_k^* = w_k^s + \zeta_k^s$, where $\zeta_k^s \stackrel{iid}{\sim} N(0, \sigma_w^2)$, and set

$$w_k^{s+1} = w_k^* \quad \text{w.p.} \quad \min \left\{ 1, \frac{f(w_k^* | \pi_k^s, d_k^s, \alpha_s)}{f(w_k^s | \pi_k^s, d_k^s, \alpha_s)} \right\},$$

otherwise set $w_k^{s+1} = w_k^s$. The value of f is

$$f(w|\pi_k^s, d_k^s, \alpha_s) = w^{-1}(-\ln w)^{d_k^s-2}(w - \pi_k^s)^{\alpha_s-1}.$$

When $d_k^s = 1$, the auxiliary variable w_k does not exist, so we don't sample it. If $d_k^{s-1} = 1$, but $d_k^s > 1$, we sample $w_k^s \sim \text{Uniform}(\pi_k^s, 1)$ and take many random walk M-H steps as detailed above.

Sample d_k . We follow the discussion in Section 5.1 to sample d_k^{s+1} . Conditioned on there being T_s observed atoms at step s , the prior on d_k^{s+1} is independent of all other indicators d , and $\mathbb{P}(d_k^{s+1} = i) \propto \xi_i^s$, where ξ_i^s is given in (8). The likelihood depends on the current value of d_k^s .

Case $d_k^s > 1$. The likelihood $f(\pi_k^s, w_k^s | d_k^{s+1} = i, \alpha_s)$ is proportional to

$$\begin{cases} \frac{\alpha_s^i}{(i-2)!} (w_k^s)^{-1} (-\ln w_k^s)^{i-2} (w_k^s - \pi_k^s)^{\alpha_s-1} & \text{if } i > 1 \\ \alpha(1 - \pi_k^s)^{\alpha_s-1} & \text{if } i = 1 \end{cases}$$

Case $d_k^s = 1$. In this case we must account for the possibility that π_k^s may be greater than the most recent value of w_k , we marginalize the auxiliary variable w numerically, and compute the likelihood as follows:

$$\begin{cases} \frac{\alpha_s^i}{(i-2)!} \int_{\pi_k^s}^1 w^{-1} (-\ln w)^{i-2} (w - \pi_k^s)^{\alpha_s-1} dw & \text{if } i > 1 \\ \alpha(1 - \pi_k^s)^{\alpha_s-1} & \text{if } i = 1 \end{cases}$$

A slice sampler (Neal, 2003) can be used to sample from this infinite-dimensional discrete distribution.

Sample α . We have the option of Gibbs sampling α . For a $\text{Gamma}(\tau_1, \tau_2)$ prior on α , the full conditional of α is a gamma distribution with parameters

$$\tau'_{1,s} = \tau_1 + \sum_k d_k^s, \quad \tau'_{2,s} = \tau_2 - \sum_k \ln(w_k^s - \pi_k^s).$$

In this case we set $w_k^s = 1$ if $d_k^s = 1$.

Sample γ . We also have the option of Gibbs sampling γ using a $\text{Gamma}(\kappa_1, \kappa_2)$ prior on γ . As discussed in Section 5.1, let T_s be the number of observed atoms in the model at step s . The full conditional of γ is a gamma distribution with parameters

$$\kappa'_{1,s} = \kappa_1 + T_s, \quad \kappa'_{2,s} = \kappa_2 + \sum_{n=0}^{M-1} \frac{\alpha_s}{\alpha_s + n}.$$

This distribution results from the Poisson process, and the fact that the observed and unobserved atoms form a disjoint set, and therefore can be treated as independent Poisson processes. In deriving this update, we use the equality $\sum_{i=1}^{\infty} \xi_i^s / \gamma_s = \sum_{n=0}^{M-1} \frac{\alpha_s}{\alpha_s + n}$, found by inserting the mean measure (1) into (8).

Sample X . For sampling the Bernoulli process X , we have that $p(X|\mathcal{D}, H) \propto p(\mathcal{D}|X)p(X|H)$. The likelihood of data \mathcal{D} is independent of H given X and is model-specific, while the prior on X only depends on π .

Sample new atoms. We sample new atoms in addition to the observed atoms. For each $i = 1, \dots, \max(d_{1:T_s})$, we “complete” the round by sampling the unobserved atoms. For Poisson process H_i , this number has a $\text{Poisson}(\gamma_s - \xi_i^s)$ distribution. We can sample additional Poisson processes as well according to this distribution. In all cases, the new atoms are i.i.d. μ/γ_s .

5.3 Experimental results

We evaluate the MCMC sampler on synthetic data. We use the beta-Bernoulli process as a matrix factorization prior for a linear-Gaussian model. We generate a data matrix $Y = \Theta(W \circ Z) + \epsilon$ with each $W_{kn} \sim N(0, 1)$, the binary matrix Z has $\Pr(Z_{kn} = 1|H) = \pi_k$ and the columns of Θ are vectorized 4×4 patches of various patterns (see Figure 4). To generate H for generating Z , we let π_k be the expected value of the k th atom under the stick-breaking construction with parameters $\alpha = 1, \gamma = 2$. We place $\text{Gamma}(1, 1)$ priors on α and γ for inference. We sampled $M = 500$ observations, which used a total of 20 factors. Therefore $Y \in \mathbb{R}^{16 \times 500}$ and $Z \in \{0, 1\}^{20 \times 500}$.

We ran our MCMC sampler for 10,000 iterations, collecting samples every 25th iteration after a burn-in of 2000 iterations. For sampling π and w , we took 1,000 random walk steps using a Gaussian with variance 10^{-3} . Inference was relatively fast; sampling all beta process related variables required roughly two seconds per iteration, which is significantly faster than the per-iteration average of 14 seconds for the algorithm presented in Paisley *et al.* (2010), where Monte Carlo integration was heavily used.

We show results in Figure 4. While we expected to learn a γ around two, and α around one, we note that our algorithm is inaccurate for these values. We believe that this is largely due to our prior on d_k (Section 5.1). The value of d_k significantly impacts the value of α , and conditioning on $\sum_{n=1}^M X_n(\theta) > 0$ gives a prior for d_k that is spread widely across the rounds and allows for much variation. A possible fix for this would be conditioning on the exact value of the number of atoms in a round. This will effectively give a unique prior for each atom, and would require significantly more numerical integrations leading to a slower algorithm.

Despite the inaccuracy in learning γ and α , the algorithm still found to the correct number of factors (initialized at 100), and found the correct underlying sparse structure of the data. This indicates that our MCMC sampler is able to perform the main task of finding a good sparse representation.⁶ It appeared that the likelihood of π dominates inference for this value, since we observed that these samples tended to “shadow” the empirical distribution of Z .

⁶The variable γ only enters the algorithm when sampling new atoms. Since we learn the correct number of factors, this indicates that our algorithm is not sensitive to γ . Fixing the concentration parameter α is an option, and is often done for Dirichlet processes.

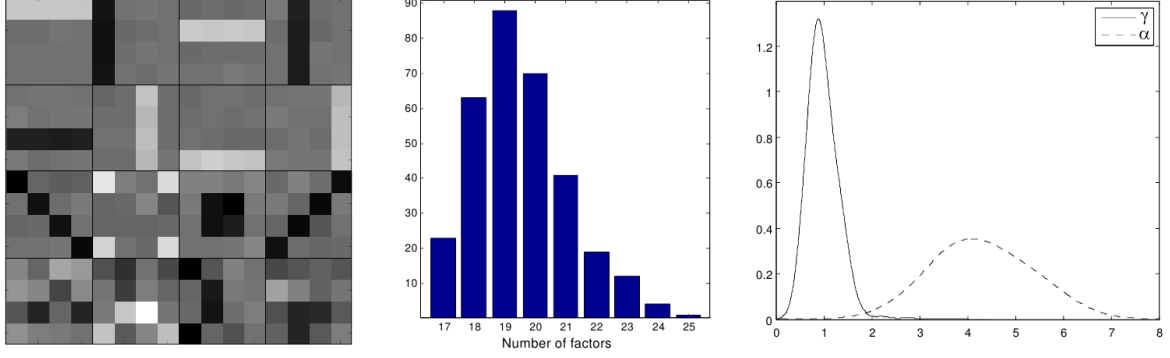


Figure 4: Results on synthetic data. (left) The top 16 underlying factor loadings for MCMC iteration 10,000. The ground truth patterns are uncovered. (middle) A histogram of the number of factors. The empirical distribution centers on the truth. (right) The kernel smoothed density using the samples of α and γ (see the text for discussion).

6 Conclusion

We have used the Poisson processes to prove that the stick-breaking construction presented by Paisley *et al.* (2010) is a beta process. We then presented several consequences of this representation, including truncation bounds, a more general definition of the construction, and a new MCMC sampler for stick-breaking beta processes. Poisson processes offer flexible representations of Bayesian nonparametric priors; for example, Lin *et al.* (2010) show how they can be used as a general representation of dependent Dirichlet processes. Representing a beta process as a superposition of a countable collection of Poisson processes may lead to similar generalizations.

Appendix

Proof of Theorem 2 (conclusion) From the text, we have that $\lambda(d\pi) = f_1(\pi|\alpha)d\pi + \sum_{i=2}^{\infty} f_i(\pi|\alpha)d\pi$ with $f_1(\pi|\alpha) = \alpha(1-\pi)^{\alpha-1}$ and f_i given in Equation 5 for $i > 1$. The sum of densities is

$$\begin{aligned} & \sum_{i=2}^{\infty} f_i(\pi|\alpha) \\ &= \sum_{i=2}^{\infty} \frac{\alpha^i}{(i-2)!} \int_{\pi}^1 w^{\alpha-2} \left(\ln \frac{1}{w}\right)^{i-2} \left(1 - \frac{\pi}{w}\right)^{\alpha-1} dw \\ &= \alpha^2 \int_{\pi}^1 w^{\alpha-2} \left(1 - \frac{\pi}{w}\right)^{\alpha-1} dw \sum_{i=2}^{\infty} \frac{\alpha^{i-2}}{(i-2)!} \left(\ln \frac{1}{w}\right)^{i-2} \\ &= \alpha^2 \int_{\pi}^1 w^{-2} \left(1 - \pi/w\right)^{\alpha-1} dw. \end{aligned} \quad (9)$$

The second equality is by monotone convergence and Fubini's theorem. This leads to an exponential power series, which simplifies to the third line. The last line equals $\frac{\alpha(1-\pi)^{\alpha}}{\alpha}$. Adding the result of (9) to $\alpha(1-\pi)^{\alpha-1}$ gives $\sum_{i=1}^{\infty} f_i(\pi|\alpha) = \alpha\pi^{-1}(1-\pi)^{\alpha-1}$. Therefore, $\nu(d\theta, d\pi) = \alpha\pi^{-1}(1-\pi)^{\alpha-1}d\pi\mu(d\theta)$, and the proof is complete. \square

Alternate proof of Theorem 3 Let the set $B_{nk} = \left[\frac{k-1}{n}, \frac{k}{n}\right)$ and $b_{nk} = \frac{k-1}{n}$, where n and $k \leq n$ are positive integers. Approximate the variable $\pi \in [0, 1]$ with the simple function $g_n(\pi) = \sum_{k=1}^n b_{nk} \mathbf{1}_{B_{nk}}(\pi)$. We calculate the truncation error term, $\mathbb{P}(E^c) = \mathbb{E}[\prod_{i>R,j} (1 - \pi_{ij})^M]$, by approximating with g_n , re-framing the problem as a Poisson process with mean and counting measures $\nu_R^+(\Omega, B)$ and $N_R^+(\Omega, B)$, and then taking a limit:

$$\begin{aligned} & \mathbb{E} \left[\prod_{i>R,j} (1 - \pi_{ij})^M \right] \\ &= \lim_{n \rightarrow \infty} \prod_{k=2}^n \mathbb{E} \left[(1 - b_{nk})^{M \cdot N_R^+(\Omega, B_{nk})} \right] \quad (10) \\ &= \exp \left\{ \lim_{n \rightarrow \infty} - \sum_{k=2}^n \nu_R^+(\Omega, B_{nk}) (1 - (1 - b_{nk})^M) \right\}. \end{aligned}$$

For a fixed n , this approach divides the interval $[0, 1]$ into disjoint regions that can be analyzed separately as independent Poisson processes. Each region uses the approximation $\pi \approx g_n(\pi)$, with $\lim_{n \rightarrow \infty} g_n(\pi) = \pi$, and $N_R^+(\Omega, B)$ counts the number of atoms with weights that fall in the interval B . Since N_R^+ is Poisson distributed with mean ν_R^+ , the expectation follows.

Proof of Corollary 1 From the alternate proof of Theorem 3 above, we have $\mathbb{P}(E) = 1 - \mathbb{E}[\prod_{i>R,j} (1 - \pi_{ij})^M] \leq 1 - \mathbb{E}[\prod_{i>R,j} (1 - \pi_{ij})]^M$. This second expectation can be calculated as in Theorem 3 with M replaced by a one. The resulting integral is analytic. Let q_r be the distribution of the r th break from a Beta(1, α) stick-breaking process. The negative of the term in the exponential of Theorem 3 is

$$\int_0^1 \pi \nu_R^+(\Omega, d\pi) = \gamma \sum_{r=R+1}^{\infty} \mathbb{E}_{q_r}[\pi]. \quad (11)$$

Since $\mathbb{E}_{q_r}[\pi] = \alpha^{-1} \left(\frac{\alpha}{1+\alpha}\right)^r$, (11) equals $\gamma \left(\frac{\alpha}{1+\alpha}\right)^R$.

Acknowledgements John Paisley and Michael I. Jordan are supported by ONR grant number N00014-11-1-0688 under the MURI program. David M. Blei is supported by ONR 175-6343, NSF CAREER 0745520, AFOSR 09NL202, the Alfred P. Sloan foundation, and a grant from Google.

References

- Broderick, T., Jordan, M. & Pitman, J. (2012). Beta processes, stick-breaking, and power laws. *Bayesian Analysis* **7**, 1–38.
- Cinlar, E. (2011). *Probability and Stochastics*. Springer.
- Doshi-Velez, F., Miller, K., Van Gael, J. & Teh, Y. (2009). Variational inference for the Indian buffet process. In *International Conference on Artificial Intelligence and Statistics*. Clearwater Beach, FL.
- Fox, E., Sudderth, E., Jordan, M. I. & Willsky, A. S. (2010). Sharing features among dynamical systems with beta processes. In *Advances in Neural Information Processing*. Vancouver, B.C.
- Griffiths, T. & Ghahramani, Z. (2006). Infinite latent feature models and the Indian buffet process. In *Advances in Neural Information Processing*. Vancouver, B.C.
- Hjort, N. (1990). Nonparametric Bayes estimators based on beta processes in models for life history data. *Annals of Statistics* **18**, 1259–1294.
- Ishwaran, H. & James, L. (2000). Approximate Dirichlet process computing in finite normal mixtures: smoothing and prior information. *Journal of Computational and Graphical Statistics* **11**, 1–26.
- Ishwaran, H. & James, L. (2001). Gibbs sampling methods for stick-breaking priors. *Journal of the American Statistical Association* **96**, 161–173.
- Jordan, M., Ghahramani, Z., Jaakkola, T. & Saul, L. (1999). An introduction to variational methods for graphical models. *Machine Learning* **37**, 183–233.
- Jordan, M. I. (2010). Hierarchical models, nested models and completely random measures. In M.-H. Chen, D. Dey, P. Müller, D. Sun & K. Ye, eds., *Frontiers of statistical decision making and Bayesian analysis: In honor of James O. Berger*. Springer, New York.
- Kingman, J. (1993). *Poisson Processes*. Oxford University Press.
- Lin, D., Grimson, E. & Fisher, J. (2010). Construction of dependent Dirichlet processes based on Poisson processes. In *Advances in Neural Information Processing*. Vancouver, B.C.
- Neal, R. (2003). Slice sampling. *Annals of Statistics* **31**, 705–767.
- Paisley, J., Carin, L. & Blei, D. (2011). Variational inference for stick-breaking beta process priors. In *International Conference on Machine Learning*. Seattle, WA.
- Paisley, J., Zaas, A., Ginsburg, G., Woods, C. & Carin, L. (2010). A stick-breaking construction of the beta process. In *International Conference on Machine Learning*. Haifa, Israel.
- Rohatgi, V. (1976). *An Introduction to Probability Theory and Mathematical Statistics*. John Wiley & Sons.
- Sethuraman, J. (1994). A constructive definition of Dirichlet priors. *Statistica Sinica* **4**, 639–650.
- Teh, Y., Gorur, D. & Ghahramani, Z. (2007). Stick-breaking construction for the Indian buffet process. In *International Conference on Artificial Intelligence and Statistics*. San Juan, Puerto Rico.
- Thibaux, R. & Jordan, M. (2007). Hierarchical beta processes and the Indian buffet process. In *International Conference on Artificial Intelligence and Statistics*. San Juan, Puerto Rico.
- Williamson, S., Wang, C., Heller, K. & Blei, D. (2010). The IBP compound Dirichlet process and its application to focused topic modeling. In *International Conference on Machine Learning*. Haifa, Israel.
- Zhou, M., Yang, H., Sapiro, G., Dunson, D. & Carin, L. (2011). Dependent hierarchical beta process for image interpolation and denoising. In *International Conference on Artificial Intelligence and Statistics*. Fort Lauderdale, FL.