

Convolutional Network Coding Based on Matrix Power Series Representation

Wangmei Guo, Ning Cai
The State Key Lab. of ISN,
Xidian University, China
Email:wangmeiguo,
caining@mail.xidian.edu.cn

Qifu Tyler Sun
Institute of Network Coding,
The Chinese University of Hong Kong,
Hong Kong SAR, China
Email:qfsun@inc.cuhk.edu.hk

Abstract — In this paper, convolutional network coding is formulated by means of matrix power series representation of the local encoding kernel (LEK) matrices and global encoding kernel (GEK) matrices to establish its theoretical fundamentals for practical implementations. From the encoding perspective, the GEKs of a convolutional network code (CNC) are shown to be uniquely determined by its LEK matrix $K(z)$ if K_0 , the constant coefficient matrix of $K(z)$, is nilpotent. This will simplify the CNC design because a nilpotent K_0 suffices to guarantee a unique set of GEKs. Besides, the relation between coding topology and $K(z)$ is also discussed. From the decoding perspective, the main theme is to justify that the first $L + 1$ terms of the GEK matrix $F(z)$ at a sink r suffice to check whether the code is decodable at r with delay L and to start decoding if so. The concomitant decoding scheme avoids dealing with $F(z)$, which may contain infinite terms, as a whole and hence reduces the complexity of decodability check. It potentially makes CNCs applicable to wireless networks.

I. INTRODUCTION

Network coding was formally introduced by [1]. Later, linear network coding was proved to be able to achieve the optimal data transmission rate in an acyclic multicast network [2], and an algebraic approach to linear network coding was presented in [3]. Since then, a rich literature on linear network coding has emerged, and a wide variety of applications have been developed.

Over a network with cycles, the propagation and encoding of sequential data symbols naturally convolve together; the propagation delay thus becomes an essential factor in network coding. To cope with cyclic data transmission, convolutional network coding was introduced in [2, 5, 6, 10]. It is a form of linear network coding which deals with the pipeline of messages as a whole rather than individually. Under the assumption of unit-delay edge transmission and local encoding kernels chosen from a finite field, an algebraic framework for a CNC was formulated in [3]. This framework is generalized in [6] for those CNCs in which along every cycle there is at least one delay, and the LEKs are chosen among rational power series over the symbol field. The ring of rational power series was justified therein to be the proper algebraic structure for a CNC. More recently, the framework was mathematically extended in [11] for such CNCs in which LEKs determine a unique set of GEKs. In each framework, the main theorem guarantees the existence of an optimal CNC under the respec-

tive assumptions such that the GEK matrix at every receiver has full rank. In order to efficiently construct such an optimal CNC over a cyclic network, a polynomial-time algorithm was proposed in [9]. On the other hand, a method was introduced in [11] to adapt any acyclic algorithm for the construction of an optimal CNC on a cyclic network.

Previous studies on convolutional network coding examines every data unit of time-multiplexed data symbols as a whole, and manipulates the LEK matrix over an algebraic structure of data units. In this manner, a CNC is nothing but a linear network code over this algebraic structure. Thus, the classical field-based algebraic framework in [3] for acyclic networks could be applied for a CNC with some additional assumptions and modifications. On the other hand, this facility obscures the implementation aspects of CNCs.

On the encoding side, a CNC is generally deployed in every encoding node by its LEKs. For acyclic networks, GEKs can be uniquely determined by LEKs [5], and the practical feasibility is also assured. However, over a cyclic network, the GEKs may not be uniquely deduced from the LEKs (see examples 3.2 and 3.3 in [5]). Sometimes, the code may not be feasible even if the GEKs can be uniquely deduced because the deduced GEKs do not satisfy the rational form. In this paper, we firstly start the study of a practically feasible CNC from a new approach, that is, the power series representation of a matrix.

We adopt the ring $\mathbb{F}[[z]]$ of rational power series over the symbol field \mathbb{F} as the ensemble of data units for a CNC, where z is the unit time delay. Just as every rational power series over \mathbb{F} can be written as $\sum_{t \geq 0} k_t z^t$, $k_t \in \mathbb{F}$, we shall represent a matrix $K(z)$ over $\mathbb{F}[[z]]$ as a rational power series $\sum_{t \geq 0} K_t z^t$, where K_t is the matrix over \mathbb{F} . For example,

$$\begin{aligned} K(z) &= \begin{pmatrix} 1 & 1 + z^2 \\ 0 & 1 + z \end{pmatrix} \\ &= \begin{pmatrix} 1 & 1 \\ 0 & 1 \end{pmatrix} + \begin{pmatrix} 0 & 0 \\ 0 & 1 \end{pmatrix} z + \begin{pmatrix} 0 & 1 \\ 0 & 0 \end{pmatrix} z^2 \end{aligned}$$

With such a novel representation, we can characterize the field-based conditions for a CNC

- to determine a unique set of GEKs, which is a prerequisite for data propagation; and
- to be practically feasible.

The related work on the encoding side of CNCs is summarized in Fig.1 and will be explored in Section III, after some

related fundamentals on CNCs are reviewed in Sec. II. In detail, we first consider the implementation of a CNC and find that a CNC is practically feasible if and only if the operations at intermediate nodes are finite and causal, which is also referred in [6]. In order to characterize the property of finite and causal operations, we give the definition of expandability of a matrix. Further more, logical inconsistency exists if there is no partial encoding order along the cycle. So we define an Encoding Topology (ET) w.r.t. K_0 to illustrate the encoding order. As a result, it is shown that the GEKs can be uniquely formulated from LEKs when the ET w.r.t. K_0 is acyclic, in which case K_0 is nilpotent and results in expandable GEKs. This implies whether a CNC is practically feasible is only determined by K_0 , which simplifies the CNC encoding design. Finally, we present some equivalent conditions in the same section.

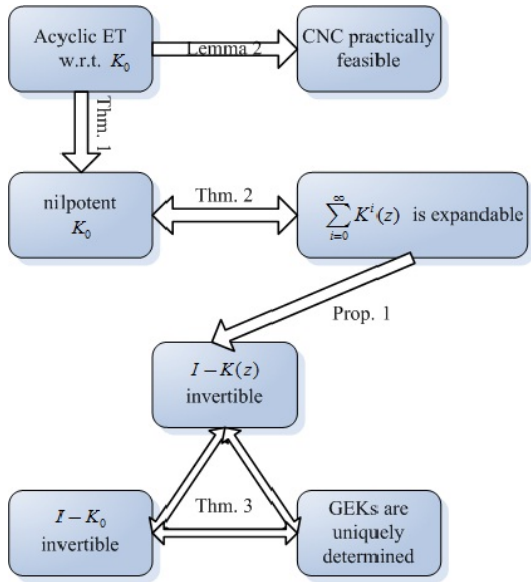


Figure 1: the organization and relations among the conditions to uniquely determine GEKs based on the LEK matrix $K(z) = \sum_{i=0}^{\infty} K_i z^i$.

On the decoding side, in previous work, a CNC is decodable at a receiver if and only if the GEK matrix over $\mathbb{F}[[z]]$ at this receiver has full rank. Moreover, in order to decode with delay L , the current method (See [5] for example) is to compute a matrix $D(z)$ over $\mathbb{F}[[z]]$ such that $F(z)D(z) = z^L I$, where $F(z)$ is the GEK matrix at this receiver and $D(z)$ is called the decoding matrix. However, due to the existence of cycles in the network, GEKs may involve infinite terms. In the decentralized deployment of a CNC, it is infeasible for a receiver to judge whether the code is decodable after collecting all information on its GEK matrix. Even if the GEK matrix is known by the receiver as in the centralized deployment, the computational complexity to check full rank of $F(z)$ will be very high.

In section IV, based on matrix power series representation of the GEK matrix $F(z)$ for a receiver and motivated by [15], we give another definition of decodability at a receiver with delay L , which captures the feature of sequential transmis-

sion of data symbols. Then we provide several sufficient and necessary conditions for the code to be decodable at this receiver with delay L , which only involve coefficient matrices F_0, F_1, \dots, F_L over \mathbb{F} . These conditions are field-based and hence greatly reduce the computational complexity in code design. The relations among different conditions for decodability of a CNC are summarized in Fig.2.

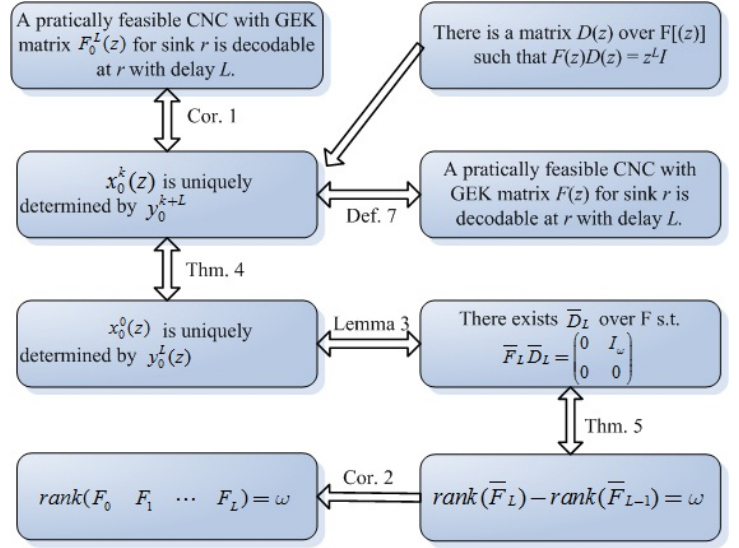


Figure 2: the relation among decoding conditions of a CNC. Here $x_0^L(z)$ is the sequence of source symbol vectors generated from time unit 0 to L and $y_0^L(z)$ the sequence of received symbol vectors at receiver r over the same period. Based on matrix power series representation, $F_0^L(z)$ is the first $L + 1$ terms of $F(z)$ and \bar{F}_L is defined by (7).

II. DEFINITIONS AND RELATED WORKS

A Notation

A communication network is modeled as a finite directed graph $\mathcal{G} = (\mathcal{V}, \mathcal{E})$ with possible cycles. A directed edge represents a noiseless communication channel transmitting a data symbol per unit time. Assume there is a unique source node, denoted by s , in the network. The symbol alphabet is a finite field denoted by \mathbb{F} . In each unit time t , the source s generates a message, which consists of a fixed number ω of symbols and is presented by an ω -dim row vector x_t over \mathbb{F} . For every node v , denote the set of incoming channels by $In(v)$, and the set of its outgoing channels by $Out(v)$. For technical convenience, we assume that $In(s)$ consists of ω imaginary channels. An ordered pair (d, e) of channels is called an adjacent pair when there exists a node v with $d \in In(v)$ and $e \in Out(v)$.

Via a CNC, a stream of messages propagates from s through a time-invariant convolutional encoder at every node, and it is represented by an ω -dim row vector of $x(z) = \sum_{t \geq 0} x_t z^t$, where $x_t \in \mathbb{F}^\omega$ and z is the time variable. Every entry in $x(z)$ belongs to the principal ideal domain (PID) $\mathbb{F}[[z]]$ of power series. Such power series in $\mathbb{F}[[z]]$, which can be written in

the form of $p(z)/(1+zq(z))$, where $p(z)$ and $q(z)$ are polynomials, are called rational power series. Denote the PID of all rational power series by $\mathbb{F}[[z]]$. A square matrix $A(z)$ over $\mathbb{F}[[z]]$ is invertible iff there exists a matrix $C(z)$ over $\mathbb{F}[[z]]$ such that $A(z)C(z) = I$. The determinant of $A(z)$ can be indicated by $\det(A(z)) = a_0 + a_1z + a_2z^2 + \dots \in \mathbb{F}[[z]]$. A sufficient condition for $A(z)$ to be invertible over $\mathbb{F}[[z]]$ is the nonzero value of a_0 . Denote the adjoint matrix of $A(z)$ by $A^*(z)$. Then, $A(z)A^*(z) = \det(A(z))I$. If a_0 is nonzero, we have $A(z)^{-1} = A^*(z)/\det(A(z))$ and it can be expressed as a positive power series of z . Otherwise, it is not clear for us whether $A(z)$ is invertible. Assume that $\det(A(z)) = z^t(a_t + a_{t+1}z + \dots)$, and $a_t \neq 0, t > 0$, the invertibility of $A(z)$ depends on whether the entries of $A^*(z)$ have the common factor z^t or not.

We next define the matrix power series representation of a matrix over $\mathbb{F}[[z]]$.

Definition 1. For an $m \times n$ matrix $A(z)$ over $\mathbb{F}[[z]]$, its matrix power series representation is $\sum_{t=0}^{\infty} A_t z^t$, where A_t is an $m \times n$ matrix over \mathbb{F} in which the $(i, j)^{th}$ entry is equal to the coefficient of term z^t in the $(i, j)^{th}$ entry in $A(z)$. Two matrix power series are equal if and only if the coefficients of z^t are equal for any t .

Definition 2. Let $A(z)$ be a square matrix over $\mathbb{F}[[z]]$, and $B(z)$ a function of $A(z)$ in the form of $\sum_{t=0}^{\infty} C_t A^t(z)$, where $C_t, t \geq 0$, are square matrices over \mathbb{F} . We say that $B(z) = \sum_{t \geq 0} B_t z^t$ is expandable if for all t , the matrix coefficient B_t can be written as the sum of finite terms in the form of $C_i \prod_j A_j$.

Definition 2 is motivated by the characterization of practical transmission operations. That is, all the operations at each intermediate node and sink are finite and causal for each time slot t . As will be justified in Theorem.2, if $B(z) = \sum_{t \geq 0} A(z)^t$, then $B(z)$ is expandable if and only if A_0 is nilpotent.

B Fundamentals on CNC

In this section, we review the local and global encoding kernel descriptions of a CNC.

Definition 3. (Local description) An ω -dim \mathbb{F} -CNC on a communication network with possible cycles consists of an element $k_{d,e}(z) \in \mathbb{F}[[z]]$, called the local encoding kernel (LEK), for every adjacent pair (d, e) .

Definition 4. (Global description) A set of global encoding kernels (GEKs) for an ω -dim \mathbb{F} -CNC with LEKs $k_{d,e}(z)$ is an assignment of an ω -dimensional column vector $f_e(z)$ over $\mathbb{F}[[z]]$ for every channel e such that:

- 1) $f_e(z) = \sum_{d \in In(v)} k_{d,e}(z) f_d(z)$ when $e \in Out(v)$.
- 2) The vectors $f_e(z), e \in In(s)$, form the natural basis of the free module $\mathbb{F}[[z]]^\omega$.

Over an acyclic network, it is equivalent to define a CNC on GEKs and LEKs. However, it is not the case in a cyclic network [5]. Sometimes LEKs determine multiple sets of GEKs whereas it is also possible for different LEKs to yield a same set of GEKs (See Fig.5 and Fig.7 in Sec. III for example). Normality of a CNC was introduced in [11].

Definition 5. A CNC is said to be normal iff LEKs determine a unique set of GEKs.

The following lemma justifies normality of a CNC as a prerequisite for data transmission via the code.

Lemma 1. For a normal CNC, the symbol $y_{e,t}$ transmitted over each channel $e \in Out(v)$ at time t is $\sum_{d \in In(v)} \left(\sum_{\tau=0}^t k_{d,e,\tau} y_{d,t-\tau} \right)$.

Proof: Let source s generate a message $x(z) = \sum_{t \geq 0} x_t z^t$, which is an ω -dimensional row vector over $\mathbb{F}[[z]]$. Through a CNC, each channel e carries the power series $x(z) \cdot f_e(z)$ of data symbols. That is,

$$\begin{aligned} y_e(z) &= x(z) \cdot f_e(z) \\ &= x(z) \cdot \sum_{d \in In(r)} k_{d,e}(z) f_d(z) \\ &= \sum_{d \in In(r)} k_{d,e}(z) (x(z) \cdot f_d(z)) \\ &= \sum_{d \in In(r)} k_{d,e}(z) y_d(z) \end{aligned}$$

In matrix power series representation, $y_e(z) = \sum_{t \geq 0} y_{e,t} z^t$ and $k_{d,e}(z) = \sum_{t \geq 0} k_{d,e,t} z^t$. Then

$$y_{e,t} = \sum_{0 \leq \tau \leq t} x_\tau f_{e,t-\tau}$$

and

$$y_{e,t} = \sum_{d \in In(r)} \left(\sum_{\tau=0}^t k_{d,e,\tau} y_{d,t-\tau} \right).$$

□

Let n be the number of channels in the network. For a normal CNC, denote by $K(z)$ the $n \times n$ matrix $[k_{d,e}(z)]_{d,e \in \mathcal{E}}$, and $F(z)$ the $\omega \times n$ matrix $[f_e(z)]_{e \in \mathcal{E}}$. Let H_s represent the $\omega \times n$ matrix $[I_\omega \ 0]$. Then we have the classical equation from [3]

$$F(z) = H_s + F(z) \cdot K(z)$$

and we have

$$F(z)(I_n - K(z)) = H_s \quad (1)$$

According to (1), if $I_n - K(z)$ is invertible, then the code is normal. A sufficient condition for the invertibility of $I_n -$

$K(z)$ is that $I + K(z) + K^2(z) + \dots$ is expandable, i.e.,

$$\begin{aligned}
(I_n - K(z))\left(\sum_t B_t z^t\right) &= (I - K(z))\left(\sum_{t=0}^{\infty} K^t(z)\right) \\
&= \left(\sum_{t=0}^{\infty} K^t(z)\right) - \sum_{t=1}^{\infty} K^t(z) \\
&= I + \sum_{t=1}^{\infty} K^t(z) - \sum_{t=1}^{\infty} K^t(z) \\
&= I
\end{aligned}$$

where $\sum_t B_t z^t = \sum_{t=0}^{\infty} K^t(z)$. That is, $I_n - K(z)$ has an inverse $B(z) = \sum_t B_t z^t$. So we have the following proposition.

Proposition 1. $I_n - K(z)$ is invertible if $I + K(z) + K^2(z) + \dots$ is expandable.

However, $I_n - K(z)$ is still possible to be invertible when $I + K(z) + K^2(z) + \dots$ is not expandable. An example is shown in Fig. 9 in Section III.

C Practical feasibility of a CNC and Encoding topology

Normality of a CNC is not a sufficient condition for practical implementation of the code because we cannot wait for the whole GEKs to start decoding at the receiver, especially in the case of infinite GEKs. In [6, 11], the causality of a CNC is further defined to guarantee physical implementation. However, in decentralized practical application, receivers can only get the GEKs term by term. According to this term by term transformation feature, below we formally justify that causality is a necessary and sufficient condition for a code to be practically feasible in terms of *encoding topology (ET)*.

Definition 6. A normal \mathbb{F} -CNC is said to be practically feasible iff each node v can calculate the symbols to be transmitted over its outgoing channels at time slot t by its previously received symbols and LEKs $k_{d,e,\tau}$, where $d \in In(v)$, $e \in Out(v)$, and $\tau \leq t$.

Definition 6 requires that every operation at intermediate nodes is causal and finite. Similar to linear network codes, we would like to find a partial order to define the causal encoding operation. For every CNC on a network, we define *ET* with respect to the LEK matrix $K(z)$ to be a directed graph in which \mathcal{E} is the node set and there is a channel from d to e iff $k_{d,e}(z) \neq 0$ and take $k_{d,e}(z)$ as the coding weight over the link.

Example 1. Assume that we multicast two messages from source S to both the nodes X and Y with given LEKs depicted in Fig. 4. Easily, we have the *ET* w.r.t. the LEK matrix $K(z)$ shown in Fig. 3 and the *ET* w.r.t. K_0 in Fig. 5.

To perform a CNC on a network we need an *encoding order* \prec_i on the node set for all time slots. We call a set of encoding orders time invariant if the encoding orders at all time slots

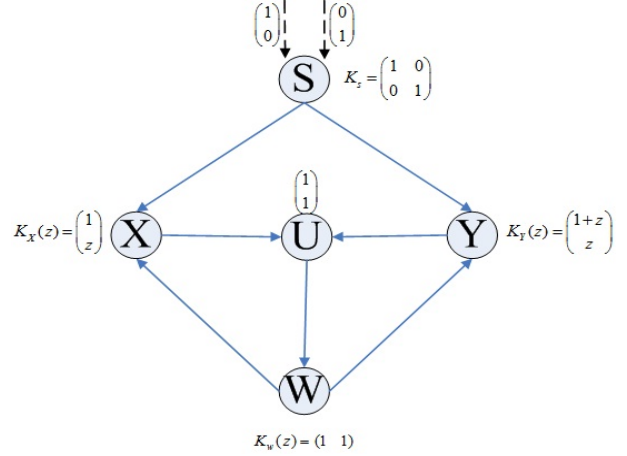


Figure 3: A convolutional network code with K_0 nilpotent

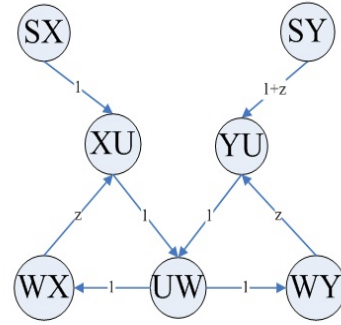


Figure 4: The *ET* w.r.t. $K(z)$ in Fig. 3 is acyclic.

are the same. A CNC is practically feasible if it is practically feasible w.r.t. a set of encoding orders. *ET* implies the coding relations among edges, and we can designate a partial order when the *ET* is acyclic. Further, we find an acyclic *ET* w.r.t. K_0 can determine a reasonable order. So we have the following lemma.

Lemma 2. A CNC is practically feasible if and only if the *ET* w.r.t. K_0 is acyclic.

Proof: Let $k_{d,e}(z) = \sum_{t=0}^{\infty} k_{d,e,t} z^t$ and $y_e(z) = \sum_{t=0}^{\infty} y_{e,t} z^t$ be LEK for adjacent pair (d, e) and the transmitted symbols over an outgoing channel e of a node v , respectively. Then form $e \in Out(v)$ by

$$y_e(z) = \sum_{t=0}^{\infty} y_{e,t} z^t = \sum_{d \in In(v)} k_{d,e}(z) y_d(z).$$

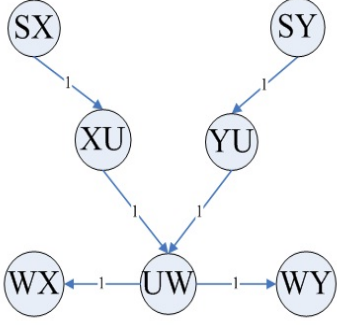


Figure 5: The ET w.r.t. K_0 in Fig. 3 is acyclic.

Therefore, the transmitted symbol of e at time slot t is

$$\begin{aligned}
 y_{e,t} &= \sum_{d \in \text{In}(v)} \sum_{\tau=0}^t k_{d,e,t-\tau} y_{d,\tau} \\
 &= \sum_{d \in \text{In}(v): d \prec e} \sum_{\tau=0}^t k_{d,e,t-\tau} y_{d,\tau} \\
 &\quad + \sum_{d \in \text{In}(v): e \prec d} \sum_{\tau=0}^{t-1} k_{d,e,t-\tau} y_{d,\tau} \\
 &\quad + \sum_{d \in \text{In}(v): e \prec d} k_{d,e,0} y_{d,t}. \tag{2}
 \end{aligned}$$

The data symbol $y_{e,t}$ can only be computed after the arrival of all $y_{d,\tau}$, $\tau \leq t$ and $d \in \text{In}(v)$ at v . At time slot t , notice all $y_{d,\tau}$, $\tau \leq t$ have been received by v except those $y_{d,t}$ with $e \prec d$. We can calculate $y_{e,t}$ according to (2) only if $K_{d,e,0} = 0$. That is, a CNC is practically feasible w.r.t. $\{\prec_i\}$ only if $k_{d,e,0} = 0$ for all adjacent pairs (d, e) with $e \prec d$.

Hence, according to the partial order $\{\prec_i\}$ defined on the acyclic ET, all $y_{d,\tau}$, $d \prec e$ have been calculated for all $\tau \leq t$ because all incoming edges of v are previous to channel e . Meanwhile, all $y_{d,\tau}$, $e \prec d$ are also obtained from previous time slots $\tau < t$. That is, we can compute the output over channel e in terms of the first two items, whose elements are all known at time slot t . \square

As for an acyclic network, the ET w.r.t. any LEK matrix K is acyclic. Moreover, K is a strictly upper triangular matrix, which is also a *nilpotent matrix* which is an $n \times n$ square matrix K such that $K^m = 0$ for some positive integer matrix power m [12]. Meanwhile, it is known that the entry in K^m represents the coding gain between any pair of channels through length m path. Hence there must exist an integer $m \leq n$ such that $K^m = 0$ because the longest path is bounded in acyclic networks. However, over a cyclic network, the LEK matrix $K(z)$ is no longer a strictly upper triangular matrix, we will discuss the properties of LEK in this case in the following section.

III. THE CONDITIONS TO UNIQUELY DETERMINE THE GEK MATRIX $F(z)$

So far, most work in convolutional network coding was developed in the case of a unit time delay network or under the assumption that there is at least one delay along every cycle. In either case, the ET w.r.t. K_0 of a given CNC is acyclic. We will show that K_0 is nilpotent, which is also a necessary and sufficient condition to expand $I + K(z) + K^2(z) + \dots$. Then the GEKs can be uniquely determined by $K(z)$ of the CNC based on Proposition 1.

Theorem 1. K_0 is nilpotent if there is no cycle in the ET w.r.t. K_0 .

Proof: We prove by induction. Denote by $K_{i,j}^m$ the entry of K_0^m in the i -th row j -th column, which indicates the coding factor between i and j along the paths of length m . The case for $m = 1$ is trivial, where K_0 represents the one hop transmission matrix. Assume that the statement holds for $m - 1$. By matrix multiplication, we can obtain

$$K_{i,j}^m = \sum_l K_{i,l}^{m-1} K_{l,j}.$$

It is easy to see that at least one of $K_{i,l}^{m-1}$ and $K_{l,j}$ equals to zero for any l , because otherwise there must be a path from i to l of length $(m - 1)$ and with l adjacent to j , which implies there is a path between i and j of length m . Given acyclic ET w.r.t. K_0 , the maximum paths between arbitrary two nodes are bounded. Hence K_0 is nilpotent. \square

The idea of this theorem is referred in [3]. Inversely, a nilpotent K_0 does not imply the acyclic ET w.r.t. K_0 .

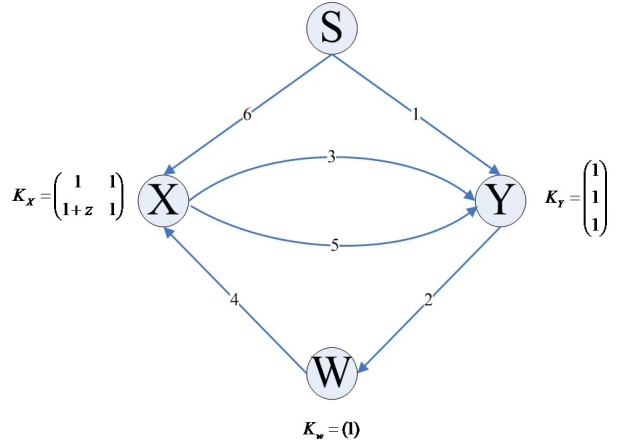


Figure 6: a cyclic network with $K_0^m = 0$

Example 2. Assume that we multicast two messages from source S to both the nodes X and Y with given LEKs depicted by Fig.6. The local encoding kernel K_0 is

$$K_0 = \begin{pmatrix} 0 & 1 & 0 & 0 & 0 & 0 \\ 0 & 0 & 0 & 1 & 0 & 0 \\ 0 & 1 & 0 & 0 & 0 & 0 \\ 0 & 0 & 1 & 0 & 1 & 0 \\ 0 & 1 & 0 & 0 & 0 & 0 \\ 0 & 0 & 1 & 0 & 1 & 0 \end{pmatrix}$$

and $K_0^4 = 0$. The corresponding ET in Fig.7 contains two cycles.

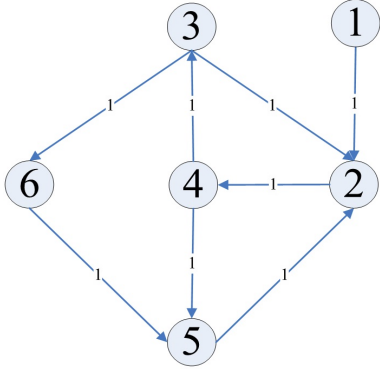


Figure 7: the ET w.r.t. $K(z)$ in Fig.6 is cyclic

In the case of Fig.6, $F(z)$ is practically realizable, which is as a result of two overlapping cycles. The GEK for channel 2 is derived from channels 1, 3 and 5. The same message components in channel 3 and 5 are counteracted. Therefore, the recursion along the cycle is destroyed, and the logical contradiction can be avoided. This is equivalent to the acyclic network coding in Fig.8, that is, channel 3 and 5 are actually not the incoming channels of node Y in the calculation of the output over channel 2. However, it remains unclear whether all the codes with nilpotent K_0 can avoid the logical contradiction. This will be left open for further work.

We have shown that feasible $F(z)$ yields to expandable $I + K(z) + K^2(z) + \dots$. Now we will give an expandable condition of $I + K(z) + K^2(z) + \dots$.

Theorem 2. Let K_0 be the constant coefficient matrix of $K(z)$. Then $I + K(z) + K^2(z) + \dots$ is expandable if and only if K_0 is nilpotent.

Proof: Assume $A(z) = \sum_{i=0}^{\infty} A_i z^i = I_n + \sum_{r=1}^{\infty} K^r(z)$. By

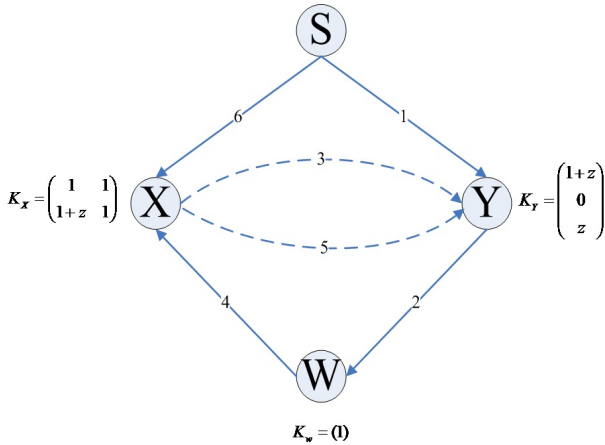


Figure 8: an equivalent encoder w.r.t. Fig.6

equating the matrix coefficients, we obtain:

$$\begin{aligned}
 A_0 &= I_n + K_0 + K_0^2 + \dots \\
 A_1 &= K_1 + (K_0 K_1 + K_1 K_0) \\
 &\quad + (K_0 K_0 K_1 + K_0 K_1 K_0 + K_1 K_0 K_0) + \dots \\
 A_2 &= K_2 + (K_0 K_2 + K_2 K_0 + K_1 K_1) \\
 &\quad + (K_0 K_0 K_2 + K_0 K_1 K_1 + K_0 K_2 K_0 + K_1 K_0 K_1 \\
 &\quad + K_1 K_1 K_0 + K_2 K_0 K_0) + \dots \\
 &\vdots \\
 A_i &= \sum_{j_1 + \dots + j_i = i} \prod K_0^{m_0} K_{j_1} \dots K_0^{m_{(i-1)}} K_{j_i} K_0^{m_i} \\
 &\vdots
 \end{aligned}$$

where $K_{j_{l'}} \neq K_0, 1 \leq j_{l'} \leq i$ is the coefficient matrix of $j_{l'}$ degree in z of $K(z)$. It is obvious that A_0 is finite if and only if K_0 is nilpotent. Let m be the smallest integer such that $K_0^m = 0$. Then $m_{l'} \in \{0, 1, \dots, m-1\}$ because the product term containing $K_0^{m_{l'}}$ will vanish as $m_{l'} \geq m$. To prove $I + K(z) + K^2(z) + \dots$ is expandable, we have to prove A_i is the sum of finite terms for all i as $K_0^m = 0$. Now for every A_i , let us consider the number of the terms. Because $j_1 + \dots + j_i = i$ and $1 \leq j_{l'} \leq i$, the number of the solutions is less than i^i , so there are less than i^i choices of these $K_{j_{l'}}$ arrays. Then, for a certain $K_{j_{l'}}$ array, K_0 can be divided by $K_{j_{l'}}$ into $l+1$ parts. So there are at most m^{l+1} choices of K_0 arrays because of $m_{l'} < m$, which is less than m^{i+1} . Therefore, there are less than $i^i \times m^{i+1}$ terms for every A_i . \square

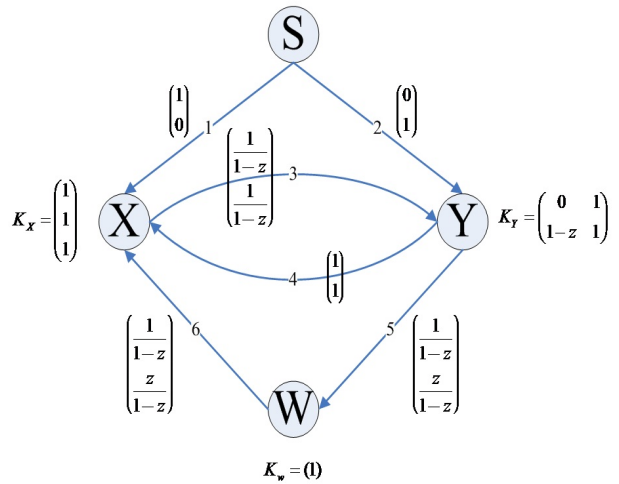


Figure 9: realizable $F(z)$ with K_0 non-nilpotent

The expandable $I + K(z) + K^2(z) + \dots$ implies invertible $I_n - K(z)$. But sometimes, $I_n - K(z)$ may be invertible whereas K_0 is non-nilpotent.

Example 3. As in Fig.9, the LEK matrix $K(z)$ is

$$K(z) = \begin{pmatrix} 0 & 0 & 1 & 0 & 0 & 0 \\ 0 & 0 & 0 & 0 & 1 & 0 \\ 0 & 0 & 0 & 1-z & 1 & 0 \\ 0 & 0 & 1 & 0 & 0 & 0 \\ 0 & 0 & 0 & 0 & 0 & 1 \\ 0 & 0 & 1 & 0 & 0 & 0 \end{pmatrix},$$

and for $t = 0$, K_0 is

$$K_0 = \begin{pmatrix} 0 & 0 & 1 & 0 & 0 & 0 \\ 0 & 0 & 0 & 0 & 1 & 0 \\ 0 & 0 & 0 & 1 & 1 & 0 \\ 0 & 0 & 1 & 0 & 0 & 0 \\ 0 & 0 & 0 & 0 & 0 & 1 \\ 0 & 0 & 1 & 0 & 0 & 0 \end{pmatrix}.$$

It is easy to check that $K_0^6 \neq 0$, i.e., K_0 is non-nilpotent.

On the other hand, it is easy to know that $I_n - K_0$ is invertible, and we have

$$\begin{aligned} F_0 &= H_s(I_n - K_0)^{-1} \\ &= \begin{pmatrix} 1 & 0 & 1 & 1 & 1 & 1 \\ 0 & 1 & 1 & 1 & 0 & 0 \end{pmatrix} \end{aligned}$$

Meanwhile, $F(z)$ can be derived from (1):

$$F(z) = \begin{bmatrix} 1 & 0 & 1/(1-z) & 1 & 1/(1-z) & 1/(1-z) \\ 0 & 1 & 1/(1-z) & 1 & z/(1-z) & z/(1-z) \end{bmatrix}$$

We observe that the above F_0 and the constant term in the matrix power series representation of $F(z)$ are the same.

Theorem 3. Consider an ω -dim \mathbb{F} -CNC with LEK matrix $K(z)$. The followings are equivalent.

- 1) $I_n - K_0$ is invertible over \mathbb{F} .
- 2) $I_n - K(z)$ is invertible over $\mathbb{F}[[z]]$.
- 3) $K(z)$ uniquely determines the GEK matrix $F(z)$.

Proof:

1) \Rightarrow 2) Since $I_n - K_0$ is invertible over \mathbb{F} , then $\det(I_n - K_0) \neq 0$. By using the following property of the determinant repeatedly,

$$\begin{aligned} & \begin{vmatrix} a_{11} + b_1 & a_{12} + b_2 & \cdots & a_{1n} + b_n \\ a_{21} & a_{22} & \cdots & a_{2n} \\ \vdots & \vdots & \ddots & \vdots \\ a_{n1} & a_{n2} & \cdots & a_{nn} \end{vmatrix} \\ &= \begin{vmatrix} a_{11} & a_{12} & \cdots & a_{1n} \\ a_{21} & a_{22} & \cdots & a_{2n} \\ \vdots & \vdots & \ddots & \vdots \\ a_{n1} & a_{n2} & \cdots & a_{nn} \end{vmatrix} + \begin{vmatrix} b_1 & b_2 & \cdots & b_n \\ a_{21} & a_{22} & \cdots & a_{2n} \\ \vdots & \vdots & \ddots & \vdots \\ a_{n1} & a_{n2} & \cdots & a_{nn} \end{vmatrix} \end{aligned}$$

we have

$$\begin{aligned} \det(I_n - K(z)) &= \det(I_n - K_0 - K_1 z - \cdots) \\ &= \det(I_n - K_0) + z^n \det(K_1) \\ &\quad + z^{2n} \det(K_2) + \cdots \\ &\quad + \det(\text{cross-term matrix}) \\ &\neq 0 \end{aligned}$$

which indicates that there is at least one column of the cross-term matrix whose entries are divisible by z , therefore the determinant of the cross-term matrix is divisible by z . Because the constant term of $\det(I - K(z))$ is non-zero, $I - K(z)$ is invertible over $\mathbb{F}[[z]]$.

2) \Rightarrow 3) Due to equation (1), it is obvious that the GEK matrix $F(z)$ can be uniquely determined by $H_s(I_n - K(z))^{-1}$.

3) \Rightarrow 1) Let $F(z) = \sum_t^\infty F_t z^t$ and $K(z) = \sum_t^\infty K_t z^t$. By substituting these into (1), we have

$$\sum_t (F_t - \sum_\tau F_\tau K_{t-\tau}) z^t = H_s. \quad (3)$$

Let the corresponding term coefficients be equal at both sides of the equation, then for $t = 0$,

$$F_0(I - K_0) = H_s \quad (4)$$

It is sufficient to show that $F(z)$ cannot be uniquely determined by $K(z)$ if $\text{rank}(I - K_0) < n$. According to (4), F_0 is uniquely determined by $K(z)$ only if its i -th row is the unique solution of $x_i(I - K_0) = h_i$, i.e., $\text{rank}(I - K_0) = n$, where x_i and h_i , $i = 1, 2, \dots, \omega$, are the i -th row of F_0 and H_s respectively. Therefore, $I - K_0$ is invertible over \mathbb{F} .

Meanwhile, from (3), we obtain,

$$\begin{aligned} F_1 - F_0 K_1 - F_1 K_0 &= 0 \\ \Rightarrow F_1 &= F_0 K_1 (I - K_0)^{-1} \\ &\vdots \\ F_t(I - K_0) - \sum_{\tau=0}^{t-1} F_\tau K_{t-\tau} &= 0 \\ \Rightarrow F_t &= \left(\sum_{\tau=0}^{t-1} F_\tau K_{t-\tau} \right) (I - K_0)^{-1} \\ &\vdots \end{aligned}$$

□

So far, we have discussed the conditions that the LEKs of a CNC can uniquely determine the GEKs. Fig.1 summarizes our results mentioned above. The conditions are characterized in terms of K_0 . They simplify the convolutional network encoder design and provide a mathematical basis for CNC.

IV. DECODING OF CNC

Consider a practically feasible ω -dim \mathbb{F} -CNC with GEK matrix $F(z) = [f_e(z)]_{e \in I_n(r)}$ at a sink node r . Similar to the field-based linear network codes, the \mathbb{F} -CNC is decodable at r if and only if $\text{rank}(F(z)) = \omega$. That is, there are

ω incoming channels of r whose GEKs are linearly independent. Moreover, as adopted in [5, 11, 18], as long as we can find an $|In(r)| \times \omega$ decoding matrix $D(z)$ over $\mathbb{F}[(z)]$ such that $F(z)D(z) = z^L I$, the code is *decodable with delay L* . Based on $D(z)$, the source symbol vectors can be sequentially decoded via the *finite-state linear time-invariant shift registers* [7]. However, the computation of $D(z)$ or even the initial full rank check of $F(z)$ over $\mathbb{F}[(z)]$ might encounter several issues in practice:

- We need the full knowledge of $F(z)$. However, due to possible existence of cycles in the network, even if the GEKs are polynomials, every entry in $F(z)$ may involve infinite terms. When the CNC is deployed in a randomized manner, the information of $F(z)$ will be carried along with the transmission symbols to the sink node time-slot by time-slot. Thus it will be impossible to know all the terms in every entry of $F(z)$ before checking its decodability, not saying the computation of $D(z)$.
- Given that $F(z)$ is fully known to the receiver, the computation over $\mathbb{F}[(z)]$ takes high computational complexities due to the possible occurrences of quotient of polynomials.
- Given that $F(z)$ is of full rank, we can not determine whether it is decodable with delay L until the calculation of $D(z)$.

The existence of a decoding matrix $D(z)$ over $\mathbb{F}[(z)]$ s.t. $D(z)F(z) = z^L I_\omega$ is a sufficient condition for the code's decodability with delay L . In order to make the decoding process easier to be handled in practice, especially in the randomized settings, the main goal of this section is to formulate a series of necessary and sufficient conditions on the code's decodability with delay L , which will only deal with the first $L + 1$ terms F_0, \dots, F_L in $F(z) = \sum_{t \geq 0} F_t z^t$.

Let $x(z) = \sum_{t \geq 0} x_t z^t$ be the power series of symbol vectors generated at the source and $y(z) = \sum_{t \geq 0} y_t z^t$ the power series of symbol vectors received at sink node r . Moreover, denote by $x_0^L(z) = \sum_{t=0}^L x_t z^t$ the sequence of symbol vectors generated from time unit 0 to L , and $y_0^L(z) = \sum_{t=0}^L y_t z^t$ the sequence of received symbol vectors over the same period. Specific to the source node s and the sink r , a CNC on the network can be regarded as a *linear sequential encoder* with encoding kernel $F(z)$. Thus, the definition of invertibility of linear sequential circuits in [15] can be applied to physically define the decodability of a CNC.

Definition 7. A *practically feasible \mathbb{F} -CNC is decodable at sink r with delay L if and only if for every non-negative integer k , the input segment $x_0^k(z)$ is uniquely determined by the response segment $y_0^{L+k}(z)$.*

Due to the linearity of CNC, it suffices to check whether $x_0^0(z)$ is uniquely determined by $y_0^L(z)$ in order to determine decodability with delay L .

Theorem 4. A *practically feasible \mathbb{F} -CNC is decodable with delay L if and only if $x_0^0(z)$ is uniquely determined by the response segment $y_0^L(z)$.*

Proof: Necessity follows directly from Definition 7. For sufficiency, suppose that $x_0^0(z) = x_0$ can be uniquely determined by the sequence of output symbol vectors $x_0 F_0, x_0 F_1 + x_1 F_0, x_0 F_2 + x_1 F_1 + x_2 F_0, \dots, x_0 F_L + \dots + x_L F_0$ from time unit 0 to L . At time unit $L + 1$, the output symbol vector is $x_1 F_{L+1} + \dots + x_{L+2} F_0$. After subtracting the linear gain of x_0 from each of output symbol vectors from time unit 1 to $L + 1$, we can determine the source symbol vector x_1 in the same manner as x_0 from the sequence of modified output symbol vectors $x_1 F_0, x_1 F_1 + x_2 F_0, \dots, x_1 F_L + \dots + x_{L+1} F_0$. Following this way, at each time unit $L+k$ after subtracting the respective linear gains of x_1, \dots, x_{k-1} from the output symbol vectors y_{L+1}, \dots, y_{L+k} , the source symbol vector x_k can be uniquely determined by the modified sequence of output symbol vectors $x_k F_0, x_k F_1 + x_{k+1} F_0, \dots, x_k F_L + \dots + x_{k+L} F_0$. \square

Since $y_0^L(z) = \sum_{i=0}^L x_i F_{L-i} z^i$, whether the code is decodable with delay L is only related to the first $L + 1$ terms in $F(z)$. Thus,

Corollary 1. A *practically feasible CNC with GEK matrix $F(z)$ at a sink r is decodable with delay L if and only if a practically feasible CNC with GEK matrix $F_0^L(z)$ at r is decodable with delay L .*

The delay constraint L for the decodability of $F_0^L(z)$ in Corollary 1 is crucial. For instance, if the GEK matrix $F(z)$ is $\begin{pmatrix} 1+z & 1+z^2 \\ 1 & 1+z \end{pmatrix}$ over \mathbb{F}_2 , it is not decodable. However, $F_0^1(z) = \begin{pmatrix} 1+z & 1 \\ 1 & 1+z \end{pmatrix}$ is decodable with delay 1.

Justified by Theorem 4, as long as sink r is able to decode the first source symbol vector x_0 at a certain time unit L , it is able to decode the k^{th} source symbol vector at time unit $L+k$, no matter how the received symbol vector y_{L+k} is formed. For example, assume the GEK matrix at sink r is

$$F(z) = \begin{pmatrix} 1 & z \\ 0 & 1+z \end{pmatrix}$$

Since $F(z) = F_0 + F_1 z = \begin{pmatrix} 1 & 0 \\ 0 & 1 \end{pmatrix} + \begin{pmatrix} 0 & 1 \\ 0 & 1 \end{pmatrix} z$, it is easy to see that the symbol vector x_0 can be decoded at time unit 0 with the field-based decoding matrix $D_0 = \begin{pmatrix} 1 & 0 \\ 0 & 1 \end{pmatrix}$. Assume that the input is $x(z) = (1, 0) + (1, 1)z$. Then the sequence of received symbol vectors is $y(z) = x(z)F(z) = (1, 0) + (1, 0)z$. At time unit 0, we can recover the first symbol vector x_0 by

$$y_0 D_0 = (1, 0) \begin{pmatrix} 1 & 0 \\ 0 & 1 \end{pmatrix} = (1, 0)$$

At time unit 1, we know the linear gain of symbol vector x_0 in the received symbol vector y_1 is $F_1 = \begin{pmatrix} 0 & 1 \\ 0 & 1 \end{pmatrix}$. The subtraction of $x_0 F_1$ from y_1 yields $y_1' = (1, 0) - (0, 1) = (1, 1)$.

In the same way as getting x_0 , the second source symbol vector x_1 can be recovered by

$$y_1' D_0 = (1, 1) \begin{pmatrix} 1 & 0 \\ 0 & 1 \end{pmatrix} = (1, 1).$$

This type of soft decision sequential decoding method has been adopted in [9].

Now, the condition of decodability with delay L has been reduced to check whether $\tilde{x}_0(z)$ can be recovered from $y_0^L(z)$. Because

$$\begin{aligned} y(z) &= x(z)F(z) \\ &= \left(\sum_t x_t z^t \right) \left(\sum_t F_t z^t \right) \\ &= \sum_t \left(\sum_{i=0}^t x_i F_{t-i} \right) z^t \end{aligned} \quad (5)$$

we have $y_0^L(z) = \sum_{t=0}^L (\sum_{i=0}^t x_i F_{t-i}) z^t$. Alternatively, denote by \bar{x}_L and \bar{y}_L , respectively, the row vectors (x_0, \dots, x_L) and (y_0, \dots, y_L) of the data symbols generated at source s and received at r from time unit 0 to L . Then,

$$\bar{y}_L = \bar{x}_L \bar{F}_L, \quad (6)$$

where

$$\bar{F}_L = \begin{pmatrix} F_0 & F_1 & \cdots & F_L \\ 0 & F_0 & \cdots & F_{L-1} \\ \vdots & \vdots & \ddots & \vdots \\ 0 & 0 & \cdots & F_0 \end{pmatrix} \quad (7)$$

Based on \bar{F}_L , which is a matrix over \mathbb{F} , some necessary and sufficient conditions for recovering $x_0^0(z)$ from $y_0^L(z)$ can be derived.

Lemma 3. *A practically feasible CNC with GEK matrix $F(z)$ for a sink node r is decodable at r with delay L if and only if there is an $|In(r)| \times \omega$ matrix $D(z)$ over $\mathbb{F}[[z]]$ such that $\bar{F}_L \bar{D}_L = \begin{pmatrix} \mathbf{0} & I_\omega \\ \mathbf{0} & \mathbf{0} \end{pmatrix}$, where \bar{D}_L is defined in the same manner as \bar{F}_L from $F(z)$.*

Proof: Since $\bar{y}_L \bar{D}_L = \bar{x}_L \bar{F}_L \bar{D}_L = (0, \dots, 0, x_0)$, the sufficiency follows. For necessity, if x_0 can be recovered from \bar{y}_L ,

then there is an $(L+1)|In(r)| \times \omega$ matrix $D = \begin{pmatrix} D_L \\ \vdots \\ D_0 \end{pmatrix}$

over \mathbb{F} such that $\bar{y}_L D = x_0$. Equivalently,

$$\begin{pmatrix} F_0 & F_1 & \cdots & F_L \\ 0 & F_0 & \cdots & F_{L-1} \\ \vdots & \vdots & \ddots & \vdots \\ 0 & 0 & \cdots & F_0 \end{pmatrix} \begin{pmatrix} D_L \\ D_{L-1} \\ \vdots \\ D_0 \end{pmatrix} = \begin{pmatrix} I_\omega \\ \mathbf{0} \end{pmatrix},$$

which implies that for every $0 \leq j \leq L-1$, $\sum_{i \geq 0} F_i D_i = \mathbf{0}$. Therefore, for any $|In(r)| \times \omega$ matrix $D(z)$ with first $L+1$ matrix terms D_0, \dots, D_L in its matrix power series representation, $\bar{F}_L \bar{D}_L = \begin{pmatrix} \mathbf{0} & I_\omega \\ \mathbf{0} & \mathbf{0} \end{pmatrix}$. \square

For technicity, assume \bar{F}_{-1} is a zero $\omega \times |In(r)|$ matrix.

Theorem 5. *A practically feasible ω -dim \mathbb{F} -CNC with the GEK matrix $F(z)$ for a sink r is decodable at r with delay L if and only if*

$$\text{rank}(\bar{F}_L) - \text{rank}(\bar{F}_{L-1}) = \omega. \quad (8)$$

Proof: We first show the necessity. According to Lemma 3, there is an $|In(r)| \times \omega$ matrix $D(z)$ over $\mathbb{F}[[z]]$ such that $\bar{F}_L \bar{D}_L = \begin{pmatrix} \mathbf{0} & I_\omega \\ \mathbf{0} & \mathbf{0} \end{pmatrix}$. Consequently,

$$(F_0 \cdots F_L) D = I_\omega \quad (9)$$

and

$$(\mathbf{0} \bar{F}_{L-1}) D = \mathbf{0}. \quad (10)$$

where $D = \begin{pmatrix} D_L \\ \vdots \\ D_0 \end{pmatrix}$. According to the matrix property

that $\text{rank}(AB) \leq \min\{\text{rank}(A), \text{rank}(B)\}$, equation (9) implies $\text{rank}(F_0 \cdots F_L) \geq \omega$. On the other hand, since $(F_0 \cdots F_L)$ only has ω rows, $\text{rank}(F_0 \cdots F_L) \leq \omega$. We obtain $\text{rank}(F_0 \cdots F_L) = \omega$. As a result, there does not exist a non-zero ω -dim row vector α subject to $\alpha \cdot (F_0 \cdots F_L) D = 0$. In other words, the intersection of the row space and the kernel of column space of D is only the zero vector. However, the row space of $(\mathbf{0} \bar{F}_{L-1})$ is a subspace of the kernel of the column space of D because of (10). Therefore, there is no common nonzero vector between the row space of $(F_0 F_1 \cdots F_L)$ and the row space of $(\mathbf{0} \bar{F}_{L-1})$. The necessity follows.

For sufficiency, if $\text{rank}(\bar{F}_L) - \text{rank}(\bar{F}_{L-1}) = \omega$, then

1. the first ω row vectors in \bar{F}_L have rank ω ; and
2. there is no common nonzero vector between the vector spaces generated by the first ω and the last ωL rows in \bar{F}_L .

Denote by $\text{Null}(\mathbf{0} \bar{F}_{L-1})$ the null space of last ωL rows in \bar{F}_L and by $\langle \cdot \rangle$ the row space of a matrix. Define a linear transformation $\phi : \text{Null}(\mathbf{0} \bar{F}_{L-1}) \rightarrow \mathbb{F}^\omega$ with $\phi(u) = (F_0 \cdots F_L)u$. Prescribed by condition 2 above,

$$\langle (F_0 \cdots F_L) \rangle \cap \langle (\mathbf{0} \bar{F}_{L-1}) \rangle = \{0\}.$$

Moreover, the kernel of ϕ is

$$\{u \in \mathbb{F}^\omega : (\mathbf{0} \bar{F}_{L-1})u = \mathbf{0} \text{ and } (F_0 \cdots F_L)u = 0\}.$$

Thus,

$$\begin{aligned} &\dim(\ker(\phi)) \\ &= |In(r)|(L+1) - \text{rank}(\bar{F}_{L-1}) - \text{rank}(F_0 \cdots F_L) \\ &= |In(r)|(L+1) - \text{rank}(\bar{F}_{L-1}) - \omega. \end{aligned}$$

On the other hand,

$$\dim(\text{Null}(\mathbf{0} \bar{F}_{L-1})) = |In(r)|(L+1) - \text{rank}(\bar{F}_{L-1}).$$

Hence, the cardinality of the image of ϕ is \mathbb{F}^ω and then ϕ is surjective. As a result, there exist ω $|In(r)|(L+1)$ -dim column vectors u_1, \dots, u_ω over \mathbb{F} such that

$$(F_0 \cdots F_L)(u_1 \cdots u_\omega) = I_\omega, \text{ and}$$

$$(\mathbf{0} \bar{F}_{L-1})(u_1 \cdots u_\omega) = \mathbf{0}.$$

□

By checking (8) iteratively, we can find the minimal decoding delay at sink r which has been characterized in [16]. If the CNC with GEK matrix $F(z)$ for r is known to be decodable with delay L at r , an $|In(r)|(L+1) \times \omega$ field-based decoding matrix \bar{D}_L as prescribed in Lemma 3 can be calculated from \bar{F}_L . Based on this matrix, we can decode the source symbol vector x_k at time unit $k+L, k > 0$, as follows. Since

$$(y_k, \dots, y_{k+L}) = (x_0, \dots, x_{k+L}) \begin{pmatrix} F_k & \cdots & F_{k+L} \\ \vdots & \cdots & \vdots \\ F_0 & \cdots & F_L \\ 0 & \ddots & \vdots \\ 0 & \cdots & F_0 \end{pmatrix},$$

$$(x_k, \dots, x_{k+L}) \bar{F}_L$$

$$= (y_k, \dots, y_{k+L}) - \bar{x}_{k-1} \begin{pmatrix} F_k & \cdots & F_{k+L} \\ \vdots & \cdots & \vdots \\ F_1 & \cdots & F_{1+L} \end{pmatrix}$$

Thus, the source symbol vector x_k can be decoded via

$$\left[(y_k, \dots, y_{k+L}) - \bar{x}_{k-1} \begin{pmatrix} F_k & \cdots & F_{k+L} \\ \vdots & \cdots & \vdots \\ F_1 & \cdots & F_{1+L} \end{pmatrix} \right] \begin{pmatrix} D_L \\ \vdots \\ D_0 \end{pmatrix} \quad (11)$$

The field-based decoding algorithm (11) may adopt different decoding matrices \bar{D}_L subject to $\bar{F}_L \bar{D}_L = \begin{pmatrix} \mathbf{0} & I_\omega \\ \mathbf{0} & \mathbf{0} \end{pmatrix}$. For

instance, if the GEK matrix is $F(z) = \begin{pmatrix} 1 & 1 \\ 0 & z \end{pmatrix}$ over \mathbb{F}_2

and $\bar{F}_1 = \begin{pmatrix} 1 & 1 & 0 & 0 \\ 0 & 0 & 0 & 1 \\ 0 & 0 & 1 & 1 \\ 0 & 0 & 0 & 0 \end{pmatrix}$, then either $\begin{pmatrix} 0 & 1 & 1 & 0 \\ 0 & 1 & 0 & 0 \\ 0 & 0 & 0 & 1 \\ 0 & 0 & 0 & 1 \end{pmatrix}$

or $\begin{pmatrix} 0 & 1 & 0 & 0 \\ 0 & 1 & 1 & 0 \\ 0 & 0 & 0 & 1 \\ 0 & 0 & 0 & 1 \end{pmatrix}$ can be adopted to sequentially decode

source symbol vectors x_0, x_1, \dots with delay 1.

Similar to the one proposed in [10], the present field-based algorithm is time variant. But the complete information on $F(z)$ is not required here. On the other hand, if the matrix $D(z)$ over $\mathbb{F}[[z]]$ is further computed such that $F(z)D(z) = z^L I_\omega$, the source symbol vector x_k can be time invariantly decoded at time unit $L+k$ by, in particular, time invariant linear shift registers.

There is a useful consequence of Theorem 5 for preliminary decodability check with lower computational complexity. This has been adopted in the adaptive random construction algorithm for a CNC in [17].

Corollary 2. A sink node r with GEK matrix $F_r(z) = \sum_t F_t z^t$ is decodable with delay L only if

$$\text{rank} \begin{pmatrix} F_0 & F_1 & \cdots & F_L \end{pmatrix} = \omega \quad (12)$$

This is a necessary but not sufficient condition to decode with delay L at sink r . When determining whether we can start decoding with delay L , we first check (12). From the time unit L that (12) is satisfied, we shall turn back to check (8) instead.

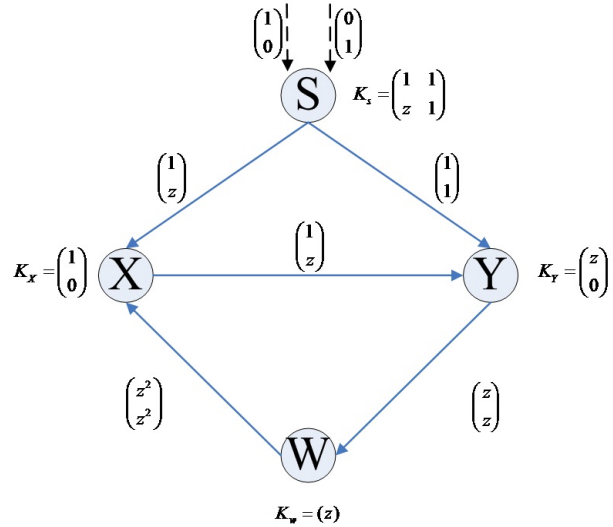


Figure 10: A Convolutional Code

Example 4. Fig.10 depicts the LEKs and GEKs of a practically feasible CNC on a cyclic network. We shall illustrate the decoding procedure of this code at sink X . The GEK matrix for X is

$$F(z) = \begin{pmatrix} 1 & z^2 \\ z & z^2 \end{pmatrix}$$

$$= \begin{pmatrix} 1 & 0 \\ 0 & 0 \end{pmatrix} + \begin{pmatrix} 0 & 0 \\ 1 & 0 \end{pmatrix} z + \begin{pmatrix} 0 & 1 \\ 0 & 1 \end{pmatrix} z^2.$$

First, we check at each time unit t the rank of $(F_0 \cdots F_t)$ until it is equal to ω . An easy check in this example gets $\text{rank}(F_0 F_1) = \omega$. Then, starting from $t = 1$, we continue to check $\text{rank}(\bar{F}_t) - \text{rank}(\bar{F}_{t-1})$ until it is equal to ω . At $t = 1$,

$$\bar{F}_1 = \begin{pmatrix} F_0 & F_1 \\ 0 & F_0 \end{pmatrix} = \begin{pmatrix} 1 & 0 & 0 & 0 \\ 0 & 0 & 1 & 0 \\ 0 & 0 & 1 & 0 \\ 0 & 0 & 0 & 0 \end{pmatrix}.$$

Thus, $\text{rank}(\bar{F}_1) = 2$ and $\text{rank}(\bar{F}_1) - \text{rank}(\bar{F}_0) = 1$. As a result, even if $\text{rank}(F_0 F_1)$ is of full rank, we are still not be

able to start decoding. At time unit $t = 2$, we have

$$\bar{F}_2 = \begin{pmatrix} F_0 & F_1 & F_2 \\ 0 & F_0 & F_1 \\ 0 & 0 & F_0 \end{pmatrix} = \begin{pmatrix} 1 & 0 & 0 & 0 & 0 & 1 \\ 0 & 0 & 1 & 0 & 0 & 1 \\ 0 & 0 & 1 & 0 & 0 & 0 \\ 0 & 0 & 0 & 0 & 1 & 0 \\ 0 & 0 & 0 & 0 & 1 & 0 \\ 0 & 0 & 0 & 0 & 0 & 0 \end{pmatrix}.$$

Hence, $\text{rank}(\bar{F}_2) = 4$ and $\text{rank}(\bar{F}_2) - \text{rank}(\bar{F}_1) = 2$. This implies that we are able to compute a matrix

$$\bar{D}_2 = \begin{pmatrix} D_0 & D_1 & D_2 \\ 0 & D_0 & D_1 \\ 0 & 0 & D_0 \end{pmatrix} = \begin{pmatrix} 1 & 0 & 0 & 0 & 1 & 1 \\ 0 & 0 & 1 & 1 & 0 & 0 \\ 0 & 0 & 0 & 0 & 0 & 0 \\ 0 & 0 & 0 & 1 & 1 & 1 \\ 0 & 0 & 0 & 0 & 0 & 0 \\ 0 & 0 & 0 & 0 & 0 & 1 \end{pmatrix}.$$

such that

$$\bar{F}_2 \bar{D}_2 = \begin{pmatrix} \mathbf{0} & I_\omega \\ \mathbf{0} & \mathbf{0} \end{pmatrix}$$

Following this, the source symbol vector x_0 can be decoded via $(y_0 \ y_1 \ y_2) \begin{pmatrix} D_2 \\ D_1 \\ D_0 \end{pmatrix}$ and $x_k, k > 0$, can be sequentially decoded via (11).

On the other hand, if we plan to start the sequential decoding x_0, x_1, \dots with delay 2 in a time-invariant manner, we need to find the matrix $D(z)$ such that $F(z)D(z) = z^2 I$. Here, it can be deduced that

$$D(z) = \begin{pmatrix} z^2/(1-z) & -z^2/(1-z) \\ -z/(1-z) & 1/(1-z) \end{pmatrix}.$$

V. CONCLUSION

In this paper, we study convolutional network coding by means of matrix power series representation and conclude a few new results. Firstly, for a convolutional network code (CNC) over a single source network with possible cycles, we show that the nilpotent constant coefficient matrix K_0 of the LEK matrix $K(z)$ is sufficient to determine whether the code is practically feasible. The encoding topology w.r.t. K_0 is also introduced to illustrate the encoding order of the code. Additionally, some equivalent conditions are presented to uniquely determine the GEKs based on $K(z)$.

For decoding of a CNC, we provide a physical definition of decodability at a sink node r with delay L , which only involves partial encoding information. Based on this new definition, several necessary and sufficient conditions are established for decodability according to the first $L + 1$ terms in the matrix power series representation of the GEK matrix $F(z)$ at r . They yield a less computational method for decodability check, and does not require all terms of $F(z)$, which may be infinite because of cycles in the network. As a result, CNC becomes possible to be deployed in a decentralized manner.

There remain several open problems in the study of CNC. One of the major challenges is to design the coding scheme

under the more practical scenario that delay conditions vary from time to time. The design of a CNC with minimal decoding delay is another interesting direction for future research.

ACKNOWLEDGMENTS

This work is partially presented in conference AEW 2010. The first two authors are funded by the National Science Foundation(NSF) under grant No.60832001. The last author is supported by AoE grant E-02/08 from the University Grants Committee of the Hong Kong SAR, China.

REFERENCES

- [1] R. Alshwede, N.Cai, S.-Y. R. Li and R. W. Yeung, "Network information flow," *IEEE Transactions on Information Theory*, vol. 46, pp. 1204-1216, Feb. 2000.
- [2] S.-Y. R. Li, R. W. Yeung and N.Cai, "Linear network coding," *IEEE Transactions on Information Theory*, vol. 49, No. 2, pp. 371-381, Feb. 2003.
- [3] R. Koetter and M. Medard, "An algebraic approach to network coding," *IEEE/ACM Transactions on networking*, vol. 11, No. 5, Oct. 2003.
- [4] M. Medard and R. Koetter, "Beyond routing: An algebraic approach to network coding," in *INFOCOM*, vol. 1, pp. 122-130, July 2002.
- [5] R. W. Yeung, S.-Y. R. Li, N. Cai and Z. Zhang, "Network coding theory," *Foundation and Trends in Communications and Information Technology*, vol. 2, ISSN:1567-2190, 2005.
- [6] S.-Y. R. Li and R. W. Yeung, "On convolutional network coding," *IEEE Transactions on Information Theory*, pp. 1743-1747, Jul. 2006.
- [7] G. D. Forney, "Convolutional codes I: algebraic structure," *IEEE Trans. Info. Thy*, vol. 16, pp. 720-738, Nov. 1970.
- [8] S.-Y. R. Li and Siu Ting Ho, "Ring-theoretic foundation of convolution network coding," *NetCod2008, CUHK, Hong Kong*, Jan. 2008.
- [9] E.Erez and M. Feder, "Convolutional network codes," *IEEE International Symposium on Information Theory*, Chicago, June 27-July 2, 2004.
- [10] E. Erez and M. Feder, "Efficient network codes for cyclic networks," *IEEE Trans. Inf. Theory*, vol.56, no.8, pp.3862-3878, Aug., 2010.
- [11] S.-Y. R. Li and Q. T. Sun, "Network Coding Theory via Commutative Algebra," *IEEE Trans. Inf. Theory*, vol.57, no.1, pp.403-415, Jan., 2011.
- [12] Ayres and F. Jr, "Schaum's Outline of Theory and Problems of Matrices," *New York: Schaum. p. 11*, 1962.
- [13] C. Fragouli and E. Soljanin, "A connection between network coding and convolutional codes," *2004 IEEE Conference on Communications*, pp. 661-666, 2004.
- [14] N. Cai and Wangmei Guo, "The conditions to determine convolutional network coding on matrix representation," *NetCod2009*, Lausanne, Switzerland, Jun. 2009.
- [15] J. L. Massey and M. K. Sain, "Inverses of linear sequential circuits," *IEEE Transactions on Computers*, vol. 100, No. 4, pp. 330-337, Apr. 1968.
- [16] Wangmei Guo and N. Cai, "The minimum decoding delay of convolutional network coding," *IEICE Trans. on Fundamentals of Electronics, Communications and Computer Sciences*, vol.E93.A, Issue 8, pp. 1518-1523, Aug. 2010.
- [17] Wangmei Guo, N. Cai, X. Shi and M. Medard, "Localized Dimension Growth in Random Network Coding: A Convolutional Approach," *ISIT*, St. Petersburg, Russia, Jul 30-Aug. 5, 2011.
- [18] S.-Y.R. Li, Q. T. Sun, Z. Shao, "Linear network coding: theory and algorithms," *Proc. IEEE*, pp. 372-387, vol.99, no.3, 2011.