

Bose Hubbard Model in a Strong Effective Magnetic Field: Emergence of a Chiral Mott Insulator Ground State

Arya Dhar¹, Maheswar Maji², Tapan Mishra^{1,7}, R. V. Pai³, Subroto Mukerjee^{2,4} and Arun Paramekanti^{2,5,6,7}

¹ Indian Institute of Astrophysics, Bangalore 560 034, India

² Department of Physics and CQIQC, Indian Institute of Science, Bangalore 560 012, India

³ Department of Physics, Goa University, Taleigao Plateau, Goa 403 206, India

⁵ Department of Physics, University of Toronto, Toronto, Ontario, Canada M5S 1A7

⁶ Canadian Institute for Advanced Research, Toronto, Ontario, M5G 1Z8, Canada and

⁷ International Center for Theoretical Sciences, Bangalore 560 012, India

Motivated by experiments on Josephson junction arrays, and cold atoms in an optical lattice in a synthetic magnetic field, we study the “fully frustrated” Bose-Hubbard (FFBH) model with half a magnetic flux quantum per plaquette. We obtain the phase diagram of this model on a 2-leg ladder at integer filling via the density matrix renormalization group approach, complemented by Monte Carlo simulations on an effective classical XY model. The ground state at intermediate correlations is consistently shown to be a chiral Mott insulator (CMI) with a gap to all excitations and staggered loop currents which spontaneously break time reversal symmetry. We characterize the CMI state as a vortex supersolid or an indirect exciton condensate, and discuss various experimental implications.

The simplest model to understand strongly correlated bosons is the Bose-Hubbard (BH) model [1] which describes bosons hopping on a lattice and interacting via a local repulsive interaction. With increasing repulsion, at integer filling, its ground state undergoes a superfluid to Mott insulator quantum phase transition which has been studied using ultracold atoms in an optical lattice [2].

Remarkably, recent experiments have used two-photon Raman transitions to create a uniform or staggered “synthetic magnetic field” for neutral atoms [3], permitting one to access large magnetic fields for lattice bosons. The multiple degenerate minima in the resulting Hofstadter spectrum can be populated by non-interacting bosons in many ways. Repulsive interactions quench this “kinetic frustration”, leading to unconventional superfluids [4–7], or quantum Hall liquids [8]. Tuning the sign of the atom hopping amplitude or populating higher bands also leads to such frustrated bosonic fluids [4]. These developments motivate us to study the interplay of *strong correlations and frustration* in the fully frustrated Bose-Hubbard (FFBH), with half a “magnetic flux” quantum per plaquette [5–7]. At large integer filling, the FFBH is also the simplest quantum variant of the classical fully frustrated XY (FFXY) model [9, 10] of Josephson junction arrays (JJAs) [11].

Here, we obtain the phase diagram shown in Fig. 1 of the FFBH model at integer filling on a 2-leg ladder using the density matrix renormalization group (DMRG) method [12] and Monte Carlo (MC) simulations. Our key result is that the ground state of the FFBH and quantum FFXY models at intermediate Hubbard repulsion is a *chiral Mott Insulator* (CMI). The CMI has a nonzero charge gap, and simultaneously supports staggered loop currents that *spontaneously* break time reversal symmetry. With increasing repulsion, the CMI undergoes an Ising transition into an ordinary Mott insulator (MI) where the loop currents vanish. Weakening the repulsion leads to a Berezinskii-Kosterlitz-Thouless (BKT) [13] transition out of the CMI into a previously studied

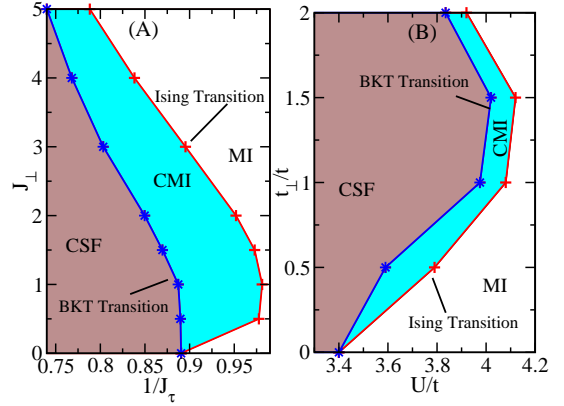


FIG. 1: (Color online) (A) Phase diagram of the effective classical model H_{XY} , with $J_\tau = J_\parallel$, obtained via MC simulations (see text for details). (B) Phase diagram of the FFBH model in Eqn. 1 obtained using DMRG. Both models exhibit a chiral Mott insulator (CMI) state sandwiched between a chiral superfluid (CSF) and an ordinary Mott insulator (MI). ($1/J_\tau$ in the XY model $\sim \sqrt{U}/t$ in the FFBH model.[22])

chiral superfluid (CSF) phase [14] which retains current order. We show that the CMI may be viewed as a vortex supersolid or an exciton condensate, and discuss the loop current, the charge gap, and the momentum distribution across the phase diagram.

Fully Frustrated Bose-Hubbard Ladder. — The Hamiltonian of the FFBH model on a 2-leg ladder is

$$H = -t \sum_x (a_x^\dagger a_{x+1} + a_{x+1}^\dagger a_x) + t \sum_x (b_x^\dagger b_{x+1} + b_{x+1}^\dagger b_x) - t_\perp \sum_x (a_x^\dagger b_x + b_x^\dagger a_x) + \frac{U}{2} \sum_x (n_{a,x}^2 + n_{b,x}^2), \quad (1)$$

where a and b label the two legs of the ladder (see Fig. 2), t_\perp couples the two legs, and U is the local boson repulsion. The opposite signs of the hopping amplitude ($\pm t$)

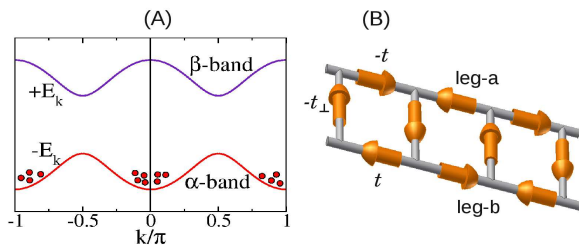


FIG. 2: (Color online) (A) Dispersion of the FFBH model at $U = 0$, with two degenerate minima in the low energy α -band. Interactions force an equal number of bosons (on average) to condense into each of the two minima. (B) Alternating pattern of plaquette currents in the presence of chiral order.

on the two legs leads to an Aharonov-Bohm phase of π for a boson hopping around an elementary plaquette [21].

For $U=0$, the boson dispersion (in Fig. 2 (A)) exhibits two bands with the lowest (α) band having degenerate minima at momenta $k=0, \pi$. This leads to a large degeneracy of many-body ground states — the ground state for N bosons corresponds to having N_1 bosons in one minimum and $(N-N_1)$ in the other for any $N_1 \leq N$ — which is broken by the repulsion. The minimum at $k=0$ ($k=\pi$) has a wavefunction that mainly resides on leg- a (leg- b). Since the Hubbard repulsion favors a uniform density, it prefers an *equal* number of bosons at $k=0, \pi$. A mean field Bose condensed state thus takes the form

$$|\psi\rangle = \frac{1}{\sqrt{N!}} \left[e^{i\varphi} (\alpha_0^\dagger + e^{i\theta} \alpha_\pi^\dagger) \right]^N |0\rangle. \quad (2)$$

Here φ is the $U(1)$ condensate phase, θ is the relative phase between the two modes, and $\alpha_{0,\pi}^\dagger$ creates quasi-particles at $k=0, \pi$.

For small U , Hartree theory [6, 22] shows $\theta = \pm\pi/2$, while φ has (nonuniversal) power law order. This Luttinger liquid is the CSF - it supports the long-range staggered current pattern in Fig.1(B). The two signs of θ correspond to patterns related by time-reversal or unit lattice translation. For very large U , both θ and φ are disordered, leading to an ordinary MI which respects all the symmetries of H . Remarkably, for intermediate U , we find that φ is disordered leading to loss of superfluidity, while θ is pinned at $\pm\pi/2$, spontaneously breaking (Ising) time reversal symmetry. This *fully gapped* intermediate state is the CMI. This goes beyond mean field theory [6] which predicts a direct CSF-MI transition [22].

Physical pictures for the CMI. — The CSF, with staggered currents depicted in Fig. 2 (B), is best viewed as a vortex crystal where vortices and antivortices are nucleated by the presence of frustration, and locked into an ‘antiferromagnetic’ pattern due to the intervortex repulsion. At large U , this crystal melts and the vortices completely delocalize - this vortex superfluid is well known to be simply a dual description of the ordinary MI [27]. However if a *small* number of defect vortices in the vortex crystal delocalize and condense, they kill superfluidity

but preserve the background vortex crystallinity. This *vortex supersolid* is the dual description of the CMI.

A different but equivalent picture emerges if we start from the usual MI at large U which supports *charge gapped* particle and hole excitations (adding or removing bosons). These excitations have degenerate dispersion minima at $k=0, \pi$ as in Fig. 1(A), similar to the original noninteracting bosons. Decreasing U decreases the MI charge gap. If the charge gap vanishes, the resulting gapless particles and holes at $k=0, \pi$ could yield a Bose condensed (or power-law) superfluid. However, a precursor phase emerges from first condensing a *neutral indirect exciton*, composed of a particle and a hole at different momenta ($k=0$ and $k=\pi$), while the particles and holes are still gapped. The CMI is precisely this intervening ‘exciton condensate’ [22].

Effective bilayer XY model. — To quantitatively flesh out the phase diagram described above, we first study the FFBH model at large fillings, where it is equivalent to a quantum FFX model used to describe JJAs of charge $2e$ Cooper pairs with an Aharonov-Bohm flux of $hc/4e$ per plaquette. The quantum FFX Hamiltonian in turn maps on to an effective classical model on a ‘space-time lattice’ leading to a classical 2D bilayer square lattice model [22] $H_{XY} = -\sum_{i,\delta} J_\delta \cos(\varphi_i - \varphi_{i+\delta})$, where φ_i are the boson phases, and $(i, i+\delta)$ denote nearest neighbour sites along δ . The couplings J_δ take on values $\pm J_\parallel$ on the two legs, J_\perp on the rungs linking the two layers, and J_τ in the imaginary time direction [22]. (We choose the ‘time step’ in the imaginary time direction to set $J_\parallel = J_\tau$ [22].) Phase ordering leads to a superfluid, while the fully paramagnetic phase of H_{XY} is the ordinary MI. Based on small system studies of H_{XY} [23], it has been argued that the isotropic case $J_\perp = J_\parallel$ exhibits a single phase transition with novel exponents, while the highly anisotropic case harbors two separate transitions [23]. Here we use extensive MC simulations, on $L \times L \times 2$ bilayers with $L = 16-64$, to obtain the phase diagram shown in Fig. 1(A). We find three phases: the CSF, the regular MI, and an intervening CMI for a wide range of J_\perp including the isotropic point $J_\perp = J_\parallel$. We show that CSF-CMI and CMI-MI phase transitions are BKT and 2D Ising transitions respectively.

Fig. 3 shows the MC data for $J_\perp = 1$. Similar data was also obtained for various J_\perp/J_τ . Fig. 3(A) shows that the helicity modulus Γ (related to the superfluid density) has an increasingly abrupt change with $1/J_\tau$ for increasing L , indicative of a jump as at a BKT transition. If the transition out of the CSF is indeed a BKT transition, Γ can be fit to the finite size scaling form $\Gamma(L) = A \left(1 + \frac{1}{2(\log L + C)} \right)$ (with fit parameters A, C) right at the transition point, with A taking on the universal value of $2/\pi$, while C is a non-universal constant [10, 16]. Fitting $\Gamma(L)$ to this form, we find that the error to this fit shows a sharp minimum [10, 16] at a certain $1/J_\tau$ (Fig.3 inset), with $A \approx 2/\pi$ at this dip. This not only allows us to precisely locate the transition out of the CSF state, but also *confirms* its

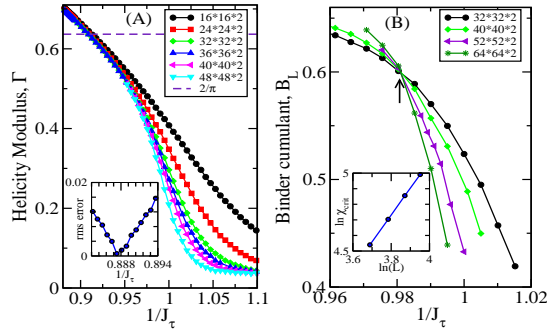


FIG. 3: (Color online) (A) Helicity modulus Γ versus $1/J_\tau$ for different system sizes for $J_\perp = 1$. (A-Inset) RMS error of fit to the BKT finite size scaling form of Γ shows a deep minimum [22] at the transition, at $1/J_\tau = 0.887(1)$, and yields a jump $\Delta\Gamma \approx 0.637$, close to the BKT value $2/\pi$. (B) Binder cumulants for the staggered current versus $1/J_\tau$ (for different L for $J_\perp = 1$) intersecting at a continuous transition at $1/J_\tau = 0.981(4)$. (B-inset) Critical susceptibility versus L gives the ratio of critical exponents $\gamma/\nu \approx 1.72$, very close to 2D Ising value $\gamma/\nu = 7/4$. Error bars are smaller than the symbol sizes.

BKT nature.

To check for staggered loop currents, we compute the Binder cumulant $B_L = (1 - \langle m^4 \rangle_L / 3 \langle m^2 \rangle_L^2)$, for the order parameter $m = \frac{1}{L^2} \sum_{i\tau} (-1)^i J_{i\tau}$, where $J_{i\tau}$ is the current around a spatial plaquette. For small $1/J_\tau$, we find $B_L \rightarrow 2/3$ indicating long range current order, while $B_L \rightarrow 0$ for large $1/J_\tau$ indicating absence of loop currents. Fig. 3(B) shows the transition point where the current order vanishes as seen from the crossing of B_L curves [24] for different L . Remarkably, we find that loop current order persists into the regime where the superfluid order is absent, revealing an intermediate insulating phase with staggered loop currents - this is the CMI.

For $J_\perp/J = 1$, we find the BKT transition occurring at $1/J_\tau = 0.887(1)$ while the current order vanishes at the Ising transition which is located at $1/J_\tau = 0.981(4)$, where the error bars on the transition point are estimated from the error in the location of the dip in the inset of Fig.3(A) and the error in the crossing point in Fig.3(B), both of which yield the limiting thermodynamic values for the transition points. This establishes that the phase diagram supports *three* phases: CSF, CMI, and MI. A similar analysis for different values of J_\perp allows us to obtain the phase diagram in Fig. 1(A).

We have already seen that the transition out of the CSF, i.e., the CSF-CMI transition, is of the BKT type. The scaling of the divergent susceptibility peak $\chi_{\text{crit}}(L)$ for current order (Fig. 3(B) inset) shows that the CMI-MI critical point is a 2D Ising transition. Such consecutive, closely spaced, BKT-Ising thermal transitions are also observed in the classical 2D FFX model [10], although its Hamiltonian is quite distinct from H_{XY} , and the chiral order in the classical model corresponds to having in-plane currents rather than interlayer currents as in our bilayer model. Such consecutive transitions are also

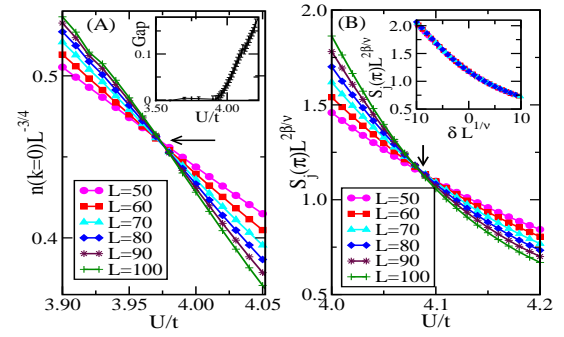


FIG. 4: (Color online) (A) DMRG results for $n(k=0)L^{-3/4}$ versus U/t , for the FFBH Hamiltonian in Eqn. 1 with $t_\perp = t$ and various L . The crossing of these curves at $U_{c1}/t \approx 3.98(1)$ yields the CMI-MI transition (see text). Inset shows the onset of the charge gap at U_{c1} . (B) Rung current structure factor $S_j(\pi)L^{2\beta/\nu}$ versus U/t at $t_\perp = 1$. The intersection point yields the CMI-MI Ising transition at $U_{c2} \approx 4.08(1)t$. Inset shows $S_j(\pi)L^{2\beta/\nu}$ versus $\delta L^{1/\nu}$ with $\delta \equiv (U - U_{c2})/t$, for different U/t , leading to a scaling collapse for 2D Ising exponents $\nu = 1$ and $\beta = 1/8$.

found in spinor condensates [25].

DMRG study. — We next study the FFBH ladder model in Eq. (1) at a filling of one boson per site using the finite size DMRG (FS-DMRG) method [12]. (We set $t = 1$ here.) As noted previously [7, 15], the boson momentum distribution $n(k)$ in the presence of π -flux exhibits two peaks; for our gauge choice, these peaks are located at $k = 0, \pi$. In the CSF state, which is a Luttinger liquid [26] on the ladder, we have a singular momentum distribution $n(k \rightarrow 0) \sim |k|^{-(1-K/2)}$, with $K > 0$ being an interaction dependent Luttinger parameter [22]. Similarly, $n(k \rightarrow \pi) \sim |k - \pi|^{-(1-K/2)}$. Let U_{c1} denote the location of the transition out of the CSF into an insulator. If this transition is of the BKT type, as shown from our XY model study, the exponent K should take on a *universal* value $K_c = 1/2$ at U_{c1} . A plot of $n(k=0)L^{-3/4}$ for different L should thus show a crossing point at the transition out of the CSF, as seen at $U_{c1} \approx 3.98(1)$ in Fig. 4(A) for $t_\perp = 1$. Remarkably, Fig. 4(A) (inset) shows that the charge gap also becomes nonzero for $U > U_{c1}$, coinciding with the point where $K = 1/2$, confirming that the CSF-to-insulator transition is a BKT transition. This leads to the phase boundary of the CSF state shown in Fig. 2(B).

The staggered current order parameter can be obtained from the rung-current structure factor $S_j(k) = \frac{1}{L^2} \sum_{x,x'} e^{ik(x-x')} \langle j_x j_{x'} \rangle$, with $j_x = i(a_x^\dagger b_x - b_x^\dagger a_x)$. $S_j(k = \pi) \sim L$ indicates long range staggered current order. Our XY model study informs us that the current order disappears at a MI-CMI transition which is in the Ising universality class. We thus expect $S_j(\pi)$ to obey the critical scaling form $S_j(\pi)L^{2\beta/\nu} = f((U - U_{c2})L^{1/\nu})$, where U_{c2} is the CMI-MI critical point, $f(\cdot)$ is a universal scaling function, and $\beta = 1/8$ and $\nu = 1$ are the Ising critical exponents. As a result, curves of $S_j(\pi)L^{2\beta/\nu}$ for

different L are expected to intersect at the MI-CMI critical point U_{c2} . This crossing, as seen at $U_{c2} \approx 4.08(1)$ for $t_{\perp} = 1$ from Fig. 4, allows us to carefully locate the CMI-MI phase transition. As seen in Fig.4 (inset), plotting $S_j(\pi)L^{2\beta/\nu}$ as a function of $(U - U_{c2})L^{1/\nu}$ shows a complete data collapse for $U_{c2} = 4.08$. Similar to our discussion for the computations on the XY model, our analysis of these crossing points in the FFBH model yields the limiting thermodynamic values of the transition points, and the error bars are estimated from examining the errors in these crossing points. Such an analysis, carried out for a range of values of t_{\perp}/t , allows us to map out the MI-CMI phase boundary in Fig. 1(B); we find $U_{c2} > U_{c1}$, again consistent with an intermediate CMI state.

Discussion. — Our computations on the FFBH model at unit filling and the XY model (which describes the FFBH model at large integer filling), suggest that the CMI appears near the tip of the Mott lobes at all boson fillings on the ladder. We have generalized the work of Ref. [28] to obtain a long-range Jastrow correlated wavefunction which captures all the essential correlations of this CMI state on the ladder [22]. Since the CMI is *completely* gapped, with not just a charge gap but also an “Ising” gap to charge-neutral excitations, it will be stable in a 2D system of weakly coupled FFBH ladders.

The CSF and CMI states are bosonic analogs of staggered current metallic [17] and insulating [19] states of

fermions in models of cuprate superconductors. The CSF and CMI also find analogs in insulating magnets: paramagnetic gapless [18] or spin-gapped [20] phases with long range vector chiral order.

The CMI may be realized in a Josephson junction ladder at a magnetic field of $hc/4e$ flux per plaquette [11], where it would appear as an insulator in transport measurements. With a Josephson coupling $\sim 1K$, we estimate that the spontaneous loop currents could produce staggered magnetic fields $\sim 1\text{nT}$ for arrays with lattice parameter $10\mu\text{m}$, which could be measured using SQUID microscopy [29]. Ultracold bosonic atoms in the presence of a (uniform or staggered) synthetic π -flux [3] are candidates to realize the CMI. The signature of the flux would appear as twin peaks in the atom momentum distribution: the peaks would be sharp in the CSF but broad in the CMI and MI. Re-interfering the $k = 0$ and $k = \pi$ peaks obtained in time of flight via Bragg pulses [30] could test for the persistence of intermode coherence (the phase $\theta = \pm\pi/2$) in the CMI, and distinguish it from the MI. Jaynes-Cummings lattices in a “magnetic field” [31], could also be used to simulate a polariton FFBH model.

Acknowledgments: We thank B. P. Das, M. P. A. Fisher, D. A. Huse, and J. H. Thywissen, for discussions. We acknowledge support from DST, Govt. of India (SM and RVP), CSIR (RVP), and NSERC of Canada (AP).

-
- [1] M. P. A. Fisher, *et al*, Phys. Rev. B **40**, 546 (1989); D. Jaksch, *et al*, Phys. Rev. Lett. **81**, 3108 (1998).
- [2] M. Greiner, *et al*, Nature **415**, 39 (2002).
- [3] Y.-J. Lin, *et al*, Nature **462**, 628 (2009); M. Aidelsburger, *et al*, Phys. Rev. Lett. **107**, 255301 (2011); K. Jimenez-Garcia, *et al*, arXiv:1201.6630 (unpublished).
- [4] G. Wirth, M. Olschlager, and A. Hemmerich, Nat Phys **7**, 147 (2011).
- [5] M. Polini, *et al*, Phys. Rev. Lett. **95**, 010401 (2005); V. M. Stojanović, *et al*, Phys. Rev. Lett. **101**, 125301 (2008).
- [6] L.-K. Lim, C. M. Smith, and A. Hemmerich, Phys. Rev. Lett. **100**, 130402 (2008).
- [7] S. Sinha and K. Sengupta, Europhys. Lett. **93**, 30005 (2011).
- [8] A. S. Sørensen, E. Demler, and M. D. Lukin, Phys. Rev. Lett. **94**, 086803 (2005).
- [9] S. Teitel and C. Jayaprakash, Phys. Rev. B **27**, 598 (1983).
- [10] P. Olsson, Phys. Rev. Lett. **75**, 2758 (1995).
- [11] B. J. van Wees, H. S. J. van der Zant, and J. E. Mooij, Phys. Rev. B **35**, 7291 (1987).
- [12] S. R. White, Phys. Rev. Lett. **69**, 2863 (1992).
- [13] J. M. Kosterlitz and D. J. Thouless, J. Phys. C: Solid State Physics **6**, 1181 (1973).
- [14] E. Orignac and T. Giamarchi, Phys. Rev. B **64**, 144515 (2001); Y. Nishiyama, Eur. Phys. J. B **17**, 295 (2000); G. Möller and N. R. Cooper, Phys. Rev. A **82**, 063625 (2010).
- [15] M.-C. Cha and J.-G. Shin, Phys. Rev. A **83**, 055602 (2011).
- [16] H. Weber and P. Minnhagen, Phys. Rev. B **37**, 5986 (1988).
- [17] S. Chakravarty, *et al*, Phys. Rev. B **63**, 094503 (2001); U. Schollwöck, *et al*, Phys. Rev. Lett. **90**, 186401 (2003); C. Weber, *et al*, Phys. Rev. Lett. **102**, 017005 (2009).
- [18] I. P. McCulloch, *et al*, Phys. Rev. B **77**, 094404 (2008).
- [19] J. O. Fjaerestad and J. B. Marston, Phys. Rev. B **65**, 125106 (2002).
- [20] P. Lecheminant, T. Jolicoeur, and P. Azaria, Phys. Rev. B **63**, 174426 (2001); T. Hikihara, M. Kaburagi, and H. Kawamura, Phys. Rev. B **63**, 174430 (2001); M. Zarea, M. Fabrizio, and A.A. Nersesyan, Eur. Phys. J. B **39**, 155 (2004).
- [21] Our main results are independent of this gauge choice.
- [22] Details will be published elsewhere.
- [23] E. Granato, Phys. Rev. B **48**, 7727 (1993).
- [24] K. Binder and D. W. Heerman, *Monte Carlo Simulation in Statistical Physics* (Springer-Verlag, Berlin, 2002).
- [25] S. Mukerjee, C. Xu, and J. E. Moore, Phys. Rev. B **76**, 104519 (2007).
- [26] T. Giamarchi, *Quantum Physics in One Dimension* (Oxford University Press, London, 2004).
- [27] M. P. A. Fisher and D. H. Lee, Phys. Rev. B **39**, 2756 (1989).
- [28] M. Capello, *et al*, Phys. Rev. Lett. **99**, 056402 (2007).
- [29] L. Fong, *et al*, Rev. Sci. Instr. **76**, 053703 (2005).
- [30] M. Hugbart, *et al*, Eur. Phys. J. D **35**, 155 (2005).
- [31] A. D. Greentree, *et al*, Nat. Phys. **2**, 856 (2006); J. Koch, *et al*, Phys. Rev. A **82**, 043811 (2010).