

# Study of charmonium spectroscopy at BESIII

Liangliang Wang<sup>1</sup> on behalf of the BESIII Collaboration  
*Institute of High Energy Physics, Chinese Academy of Sciences*  
*Beijing, CHINA*

In this talk, we will present the results on the charmonium spin singlet states below the open charm threshold, including  $h_c$ ,  $\eta_c$ , and  $\eta_c(2S)$ . The masses, widths, and production rates of these states will be reported. The results are based on a data sample of 106 million  $\psi'$  events collected with the BESIII experiments at the BEPCII collider.

## 1 Introduction

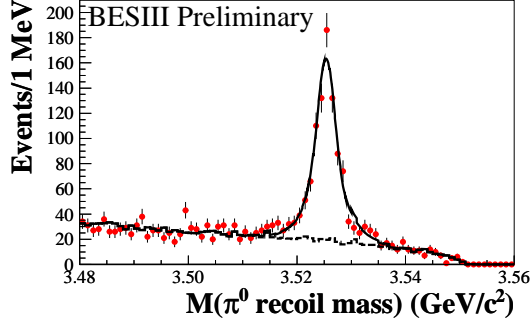
In 2009,  $(106 \pm 4) \times 10^6$   $\psi'$  events were collected with BESIII detector at the upgraded BEPC (BEPCII) [1]. All the recent results on charmonium spectroscopy reported in this proceeding are based on this set of data.

## 2 Observation of $h_c$

In 2010, the results on the production and decay of the  $h_c$  at the  $\psi'$  resonance was reported by BESIII [2], where the distributions of mass recoiling against a detected  $\pi^0$  were studied to measure  $\psi' \rightarrow \pi^0 h_c$  both inclusively (E1-untagged) and in events tagged as  $h_c \rightarrow \gamma \eta_c$  (E1-tagged) by detection of the E1 transition photon. In 2011, 16 specific decay processes of  $\eta_c$  in the decay mode of  $h_c \rightarrow \gamma \eta_c$  are studied to do the measurements of the  $h_c$  properties in addition. The simultaneous fit of the 16  $\pi^0$  recoil-mass spectra (Figure 1) yields  $M(h_c) = 3525.31 \pm 0.11 \pm 0.15 \text{ MeV}/c^2$  and  $\Gamma(h_c) = 0.70 \pm 0.28 \pm 0.25 \text{ MeV}/c^2$ , where the first errors are statistical and the second systematic. These preliminary results are consistent with the previous BESIII inclusive results and CLEOc exclusive results ( $M(h_c) = 3525.21 \pm 0.27 \pm 0.14 \text{ MeV}/c^2$ ) [3].

---

<sup>1</sup>llwang@ihep.ac.cn



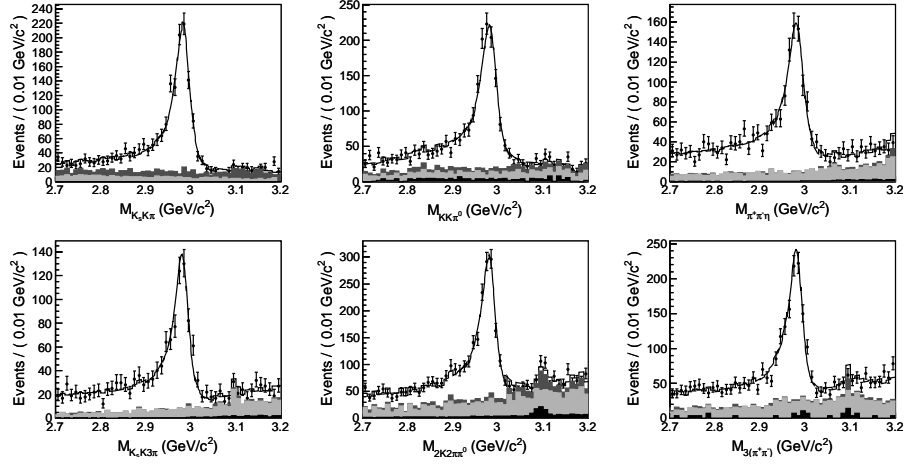
**Figure 1:** The summed  $\pi^0$  recoil-mass spectrum of 16 specific decay processes of  $\eta_c$  in the decay mode of  $h_c \rightarrow \gamma\eta_c$ , where the line is the fit result.

### 3 Precision measurement of the $\eta_c$ properties

With the largest  $\psi'$  sample collected by BESIII, the  $\eta_c$  mass and width are measured in the radiative transition  $\psi' \rightarrow \gamma\eta_c$ , where six decay modes of  $\eta_c$  are involved:  $K_S^0 K\pi$ ,  $K^+ K^- \pi^0$ ,  $\pi^+ \pi^- \eta$ ,  $K_S^0 K3\pi$ ,  $K^+ K^- \pi^+ \pi^- \pi^0$  and  $3(\pi^+ \pi^-)$ . A simultaneous fit with the unique  $\eta_c$  mass and width is performed on the  $\eta_c$  mass spectra, where the interference between  $\eta_c$  and non- $\eta_c$  decays is considered and the quantum number of the non- $\eta_c$  components are assumed to be  $0^{-+}$ . The corresponding interference phase angles in different decay modes are found to be quite consistent and then set to the same one in final fit. The mass spectra and the simultaneous fit for different decay modes are shown in Figure 2. The obtained results are  $M(\eta_c) = 2984.2 \pm 0.6 \pm 0.5 \text{ MeV}/c^2$ ,  $\Gamma(\eta_c) = 31.4 \pm 1.2 \pm 0.6 \text{ MeV}$ , and  $\phi = 2.41 \pm 0.06 \pm 0.04 \text{ rad}$ , where the first errors are statistical and the second systematic. The BESIII preliminary results are consistent with those from two-photon production [4–6], as well as  $J/\psi \rightarrow \gamma\eta_c$  by CLEOc [7]. And the precision of the measured mass and width are improved.

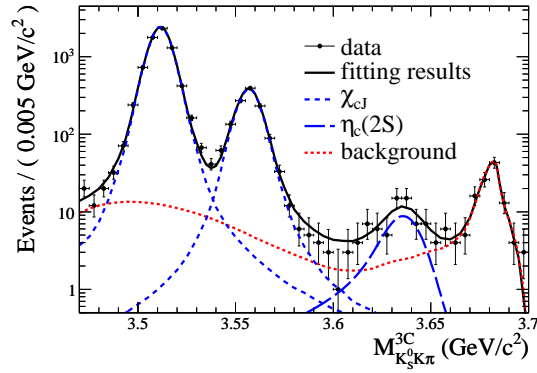
### 4 The first observation of the M1 transition $\psi' \rightarrow \gamma\eta_c(2S)$

BESIII observed this M1 transition  $\psi' \rightarrow \gamma\eta_c(2S)$  with the decay mode  $\eta_c(2S) \rightarrow K_S K\pi$  for the first time. Figure 3 shows the preliminary result for the invariant mass distribution of  $K_S^0 K\pi$  that the three-constraints kinematic fit has been applied (where the energy of the photon is allowed to be floating). The pure statistical significance is more than  $6\sigma$ . The yielded events number is  $50.6 \pm 9.7$  and  $M(\eta_c(2S)) = 3638.5 \pm 2.3 \pm 1.0 \text{ MeV}/c^2$ . With the detection efficiency from MC simulation,  $B(\psi' \rightarrow \gamma\eta_c(2S) \rightarrow \gamma K_S^0 K\pi) = (2.98 \pm 0.57 \pm 0.48) \times 10^{-6}$  is obtained. Combining the result  $B(\eta_c(2S) \rightarrow K\bar{K}\pi) = (1.9 \pm 0.4 \pm 1.1)\%$



**Figure 2:** The mass spectra for different decay modes, where the line is the result of the simultaneous fit.

from Babar, it is first calculated that  $B(\psi' \rightarrow \gamma \eta_c(2S)) = (4.7 \pm 0.9 \pm 3.0) \times 10^{-4}$  which is consistent with the CLEOc's upper limit [8] and prediction of potential model [9, 10] (the transition rate predicted by [10] should be  $4.8 \times 10^{-4}$  if the mass of  $\eta_c(2S)$  is updated to 3637MeV according to PDG [11]), where the first errors are statistical and the second systematic.



**Figure 3:** The invariant mass of  $K_S^0 K \pi$  from  $\psi' \rightarrow \gamma K_S^0 K \pi$ .

## 5 Summary

With the largest  $\psi'$  data collected by BESIII, the following results on Charmonium spectroscopy are obtained: the properties of  $h_c$  are measured with inclusive and exclusive methods respectively; the properties of  $\eta_c$  are precisely measured using the radiative decays of  $\psi'$ , where the interference between  $\eta_c$  decays and non- $\eta_c$  decays is taken into account; the M1 transition  $\psi' \rightarrow \gamma\eta_c(2S)$  is observed for the first time.

## Acknowledgements

We thank the BEPCII group for excellent operation of the accelerator, the IHEP computer group for valuable computing and network support, and all the colleagues contribute on the physical measurements.

## References

- [1] M. Ablikim *et al.* (BESIII Collaboration), *Phys. Rev. D* **81**, 052005 (2010).
- [2] M. Ablikim *et al.* (BESIII Collaboration), *Phys. Rev. Lett.* **104**, 132002 (2010).
- [3] S. Dobbs *et al.* (CLEO Collaboration), *Phys. Rev. Lett.* **101**, 182003 (2008).
- [4] D. M. Asner *et al.* (CLEO Collaboration), *Phys. Rev. Lett.* **92**, 142001 (2004).
- [5] B. Aubert *et al.* (BABAR Collaboration), *Phys. Rev. Lett.* **92**, 142002 (2004).
- [6] S. Uehara *et al.* (Belle Collaboration), *Eur. Phys. J. C* **53**, 1 (2008).
- [7] R. E. Mitchell *et al.* (CLEO Collaboration), *Phys. Rev. Lett.* **102**, 011801 (2009).
- [8] D. Cronin-Hennessy, K. Y. Gao *et al.* (CLEOc Collaboration), *Phys. Rev. D* **81**, 052002 (2010).
- [9] Estia J. Eichten, Kenneth Lane, Chris Quigg, *Phys. Rev. Lett.* **89**, 162002 (2002).
- [10] D. Ebert, R. N. Faustov and V. O. Galkin *Phys. Rev. D* **67**, 014027 (2003).
- [11] K. Nakamura *et al.* (Particle Data Group), *Journal of Physics G* **37**, 075021 (2010) and 2011 partial update for the 2012 edition.