

Beyond the Child-Langmuir Limit

R.E. Caflisch^{1,2}, and M.S. Rosin¹

¹*Department of Mathematics, UCLA, Los Angeles, CA 90095*

²*Institute for Pure and Applied Mathematics, UCLA, Los Angeles, CA 90095*

This paper describes a new solution formulation for fully nonlinear and unsteady planar flow of an electron beam in a diode. Using characteristic variables - i.e., variables that follow particle paths - the solution is expressed through an exact analytic, but implicit, formula for any choice of incoming velocity v_0 , electric field E_0 and current J_0 . For steady solutions, this approach clarifies the origin of the maximal current J_{max} , derived by Child and Langmuir for $v_0 = 0$ and by Jaffé for $v_0 > 0$. The implicit formulation is used to find (1) unsteady solutions having constant incoming flux $J_0 > J_{max}$, which leads formation of a virtual cathode, and (2) time-periodic solutions whose average flux exceeds the adiabatic average of J_{max} .

Space charge limiting (SCL) current is a fundamental constraint on the flow of an electron beam in a diode. For fixed potential difference $|\phi_1|$ and incoming velocity v_0 , the maximal sustainable current J_{max} was derived by Child [1] and Langmuir [2] for $v_0 = 0$ and by Jaffé [3] for $v_0 > 0$. The physics origin of the SCL effect is clear: electromotive force from electrons in the diode limits the current in the diode. If incoming current is maintained above this maximum, then the electron density builds up inside the diode and a virtual cathode develops.

The mathematical derivation of the maximal current in [1–3] is based on equations for the steady, one-dimensional electron flow in a diode. The authors derive a formula relating the current and the potential jump, but the analysis for $v_0 > 0$ in [3] is quite complicated. On the other hand, formation of a virtual cathode is known to be due to cusp formation in the electron trajectories [4–6]. The basic physics and technological applications of SCL flows and virtual cathodes are well reviewed in [7, 8]. Extensions to more general physics and geometries have been carried out, mostly using perturbation methods, e.g., [9] for multi-dimensional geometries.

This paper presents a new formulation for the complete solution of the one-dimensional diode equations. The solution is based on characteristics (i.e., particle paths) so that it is an extension of [4–6], but it applies to both steady and unsteady flow and to the fully nonlinear equations with no approximations.

The result is an implicit solution, analogous to the implicit solution for the inviscid Burgers equation (e.g., see [10]), since velocity v , density ρ , electric field ψ , and spatial position x are given in terms of characteristic variables s and τ . From this implicit formulation, it is straightforward to derive the maximal current that was first found by [1–3] and the mathematical meaning of the derivation is clearer in this formulation: There is a single derivation for $v_0 = 0$ and $v_0 > 0$; the steps in the derivation are integrals along particle paths; and the maximal value of the flux is interpreted as a minimal value for the potential as a function of the incoming electric field (for fixed flux). In addition, the implicit solution formulation enables construction of unsteady solutions that exhibit important properties, including singu-

larity formation corresponding to cusp formation in the characteristics and formation of a virtual cathode, and time-periodic solutions whose average flux exceeds the adiabatic average of J_{max} .

The one-dimensional continuum equations for the flux of electrons in a diode are

$$\partial_t \rho + \partial_x(\rho v) = 0 \quad (1)$$

$$\partial_t v + v \partial_x v = -\partial_x \phi \quad (2)$$

$$\partial_x^2 \phi = -\rho \quad (3)$$

in which x, t, v, ϕ, ρ are the scaled position, time, velocity, potential and density given by

$$(x, t, v, \phi, \rho) = (x'/L, t'/T, v/(L/T), \phi'/\Phi, \rho'/R) \\ \Phi = (m_e/q_e)(L/T)^2 \quad R = \varepsilon_0 \Phi / (q_e L^2).$$

The primed variables are unscaled, L, T are characteristic length and time values, m_e, q_e are electron mass and charge and ε_0 is vacuum permittivity. The boundary conditions at the cathode $x_0 = 0$ and anode $x_1 = d$ are

$$\left. \begin{array}{l} \phi = 0 \\ v = v_0 \\ \rho = \rho_0 \end{array} \right\} \text{ on } x = 0 \quad (4)$$

$$\phi = \phi_1 \text{ on } x = d.$$

so that $-\phi_1$ is the potential difference across the channel (the negative sign is used since $\phi_1 < 0$).

Consider characteristic (particle path) variables in which $x(s, \tau)$ is the position at time $t = s + \tau$ for a particle that entered the domain at time τ and is moving at speed v . The defining equations for s and τ are

$$\partial_s x = v \quad (5)$$

$$x(0, \tau) = 0 \quad (6)$$

$$t = s + \tau.$$

Derivatives in (x, t) and in (s, τ) are related by

$$\partial_s = \partial_t + v \partial_x \quad (7)$$

$$\partial_\tau = \partial_t + (\partial_\tau x) \partial_x.$$

Denote (scaled) electric field by $\psi = -\partial_x \phi$. Since $\partial_x \psi = \rho$, then $\psi(x, t)$ is the total mass between 0 and x , plus some boundary terms, which implies

$$\partial_t \psi + v \partial_x \psi = f''''(t) \quad (8)$$

for some function f'''' (the four derivatives are for notational convenience below). Combine eq. (8) with eq. (2) and eq. (5), using eq. (7), to get the following system

$$\begin{aligned} \partial_s \psi &= f''''(s + \tau) \\ \partial_s v &= \psi \\ \partial_s x &= v. \end{aligned} \quad (9)$$

The general solution for this system, using eq. (6), is

$$\begin{aligned} \psi(s, \tau) &= \theta(\tau) + f''''(s + \tau) \\ v(s, \tau) &= w(\tau) + \theta(\tau)s + f'''(s + \tau) \\ x(s, \tau) &= w(\tau)s + \frac{1}{2}\theta(\tau)s^2 + f'(s + \tau) - f'(\tau). \end{aligned} \quad (10)$$

The system (10) provides a new general method for solving the unsteady diode eqs. (1)-(3).

In eq. (10) f , θ and w are related to boundary data by

$$\begin{aligned} f'''' &= \partial_\tau \psi_0 + J_0 \\ \theta &= \psi_0 - f''' \\ w &= v_0 - f'. \end{aligned}$$

in which $J_0 = \rho_0 v_0$ and $\psi_0 = \psi(x = 0)$ are incoming flux and electric field. Specification of boundary data on $x = d$ requires identification of the crossing time $s = T(\tau)$ at which characteristics (particle paths) hit $x = d$; i.e.

$$x(T(\tau), \tau) = d.$$

The density, flux and potential satisfy (using $\partial_x = (v - \partial_\tau x)^{-1}(\partial_s - \partial_\tau)$ and $\partial_\tau x = 0$ at $x = 0$)

$$\rho = (v - \partial_\tau x)^{-1}(\partial_s - \partial_\tau)\psi \quad (11)$$

$$J = v(v - \partial_\tau x)^{-1}(\partial_s - \partial_\tau)\psi$$

$$J_0 = (\partial_s - \partial_\tau)\psi(0, \tau)$$

$$(\partial_s - \partial_\tau)\phi = -(v - \partial_\tau x)\psi. \quad (12)$$

Eq. (12) can be integrated (using $\phi(0, \tau) = 0$) to get

$$\phi(s, \tau) = - \int_0^s (v - \partial_\tau x)\psi(s', \tau + s - s') ds'. \quad (13)$$

Next consider steady solutions, which cannot depend on τ , so that $f'''' = J_0$ is a constant, and the resulting solutions of system (9) are

$$\begin{aligned} \psi(s) &= \psi_0 + J_0 s \\ v(s) &= v_0 + \psi_0 s + J_0 s^2 / 2 \\ x(s) &= v_0 s + \psi_0 s^2 / 2 + J_0 s^3 / 6 \\ \phi(s) &= \frac{1}{2}(v_0^2 - v(s)^2). \end{aligned} \quad (14)$$

In particular, the value ϕ_1 of the potential at $x = d$ is

$$\phi_1 = \frac{1}{2}(v_0^2 - v(T)^2) = \frac{1}{2}v_0^2 - \frac{1}{2}(v_0 + \psi_0 T + \frac{1}{2}J_0 T^2)^2. \quad (15)$$

This is equivalent to the solutions derived by Child [1-3]. They showed that there is maximal value J_{max} of the current for given values of the potential difference $-\phi_1$, or equivalently that there is a minimal value $-\phi_{min}$ of the potential difference $-\phi_1$ for given values of the incoming current J_0 .

The characteristic solution eq. (14) shows that there is a solution of the diode equations for any choice of the mathematically natural boundary data v_0 , J_0 and ψ_0 . The reason for the minimal potential jump $-\phi_{min}$ (or equivalently the maximal current J_{max}) is just that the function $-\phi_1$ has a minimum value as ψ_0 is varied, for fixed values of velocity v_0 and current J_0 .

In order to find this minimum value, first calculate $\partial_{\psi_0} T$ by differentiating the equation $v_0 T + \psi_0 T^2 / 2 + J_0 T^3 / 6 = d$ and eq. (15) with respect to ψ_0 to get

$$\begin{aligned} \partial_{\psi_0} T &= -\frac{1}{2}v(T)^{-1}T^2 \\ \partial_{\psi_0} \phi_1 &= -T(v_0 + \frac{1}{2}\psi_0 T). \end{aligned}$$

The minimal value of $-\phi_1$ occurs when $\partial_{\psi_0} \phi_1 = 0$ which implies

$$\begin{aligned} \psi_0 &= -2v_0 T^{-1} \\ d &= J T^3 / 6. \end{aligned}$$

At this value of T , the potential difference $-\phi_1 = -\phi_{min}$ and current $J_0 = J_{max}$ are

$$\begin{aligned} \phi_{min} &= \frac{1}{2}v_0(36d^2 J_0)^{1/3} - \frac{1}{8}(36d^2 J_0)^{2/3} \\ J_{max} &= \frac{2}{9}d^{-2} \left(v_0 + \sqrt{v_0^2 - 2\phi_1} \right)^3. \end{aligned} \quad (16)$$

which is equivalent to the results of [1-3].

The allowable range of the parameter ψ_0 for steady solutions is determined from the following two requirements: The potential difference is negative (i.e., $\phi_1 < 0$) so that electrons are driven to the anodes from the cathode; and the velocity is always positive (i.e., $v(s) > 0$ for $0 < s < T$) since otherwise the particle paths are crossing and the model breaks down. These imply $J_0 > 0$, $v_0 > 0$ and $-J_0 T / 2 < \psi_0$. Stability analysis is easily performed using the implicit solution and shows that the steady solution is stable for $\psi_0 > -2v_0 / T$, unstable for $-2v_0 / T > \psi_0 > -\sqrt{2J_0 v_0}$ and nonexistent for $-\sqrt{2J_0 v_0} > \psi_0$. These results are consistent with, but more easily stated than those of [3].

Next we construct several unsteady solutions that exhibit interesting behavior. As a first example, consider unsteady solution having constant incoming velocity v_0

and flux J_0 . The implicit solution then has the form

$$\begin{aligned}\psi(s, \tau) &= \theta_0 + J_0 s + f'''(s + \tau) \\ v(s, \tau) &= v_0 + \theta_0 s + J_0 \frac{1}{2} s^2 + f''(s + \tau) - f''(\tau) \\ x(s, \tau) &= v_0 s + \frac{1}{2} \theta_0 s^2 + J_0 \frac{1}{6} s^3 + f'(s + \tau) - f'(\tau) - f''(\tau)s.\end{aligned}$$

The corresponding potential ϕ is found explicitly as

$$\begin{aligned}-\phi(s, \tau) &= (\theta_0 + f'''(s + \tau))x(s, \tau) + p_3(s) - d\theta_0 \\ &\quad + 2J_0(-f(\tau) + f(\tau + s) - sf'(\tau) - \frac{1}{2}s^2 f''(\tau))\end{aligned}$$

in which p_3 is defined by eq. (18). At $s = T(\tau)$, the equations for $\phi_1(\tau) = \phi(T, \tau)$ and $T(\tau)$ become

$$\begin{aligned}-\phi_1(\tau) &= df_+''' + p_3(T) + 2J_0(-f + f_+ - Tf' - \frac{1}{2}T^2 f'') \\ d &= p_1(T) - f''T + f_+' - f'\end{aligned}\quad (17)$$

in which

$$\begin{aligned}p_1(T) &= v_0 T + \theta_0 \frac{1}{2} T^2 + J_0 \frac{1}{6} T^3 \\ p_3(T) &= d\theta_0 + J_0(v_0 \frac{1}{2} T^2 + \theta_0 \frac{1}{3} T^3 + J_0 \frac{1}{8} T^4) \\ f &= f(\tau) \\ f_+ &= f(\tau + T)\end{aligned}\quad (18)$$

For a given function ϕ_1 , we solved the system eq. (17) for $f(\tau)$ and $T(\tau)$ as a delay-differential equation, using the matlab routine *ddesd*, after some transformation to convert it into standard form for which the delays are backwards. This amounts to solving for incoming electric field ψ for given values of the potential difference $-\phi_1$.

We present numerical computation for a solution that starts in the steady state \bar{F} with $(\bar{v}_0, \bar{J}_0, \bar{\phi}_1) = (0.5, 1, -1)$ on a system with thickness $d = 4/3$ (and with $\bar{\psi}_0 = -0.5$), for $t < 4$. This steady state is critical in that the potential difference is at its minimum (i.e., $-\phi_1 = -\phi_{min}$) and the flux is at its maximum (i.e., $J_0 = J_{max}$). The potential ϕ_1 varied linearly over the time interval $4 < t < 5$ up to the value $\bar{\phi}_1 = \bar{\phi}_1 + 0.2$, and then held constant at this value. Since this decreases the value of the potential jump $-\phi_1$, it does not lead to a steady state solution.

The resulting density ρ is presented in Figure 1, which shows development of a singularity. Nevertheless, the function f''' remains smooth and bounded, so that implicit solution formulation remains valid up to the time of singularity formation. Characteristics are shown in Figure 2, which shows formation of a caustic. Note that the velocity becomes negative before the singularity.

As a second example, consider unsteady solutions having constant incoming velocity v_0 but periodic flux $J_0(\tau)$ and periodic incoming electric field $\psi_0(\tau)$. The implicit form of the solution eq. (9) is given by

$$\psi(s, \tau) = \theta(\tau) + a_0 s + f'''(s + \tau)$$

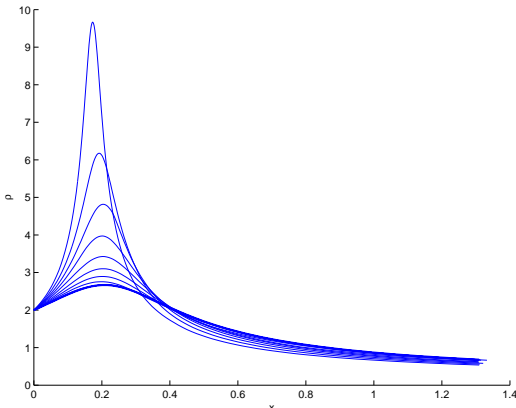


FIG. 1: The density ρ for steady boundary data for which $J_0 > J_{max}$. Values of ρ are presented at 21 times starting at $t = 0$ and at intervals of 0.4008. Near $x = 0.2$ value of ρ is increasing monotonically as a function of t .

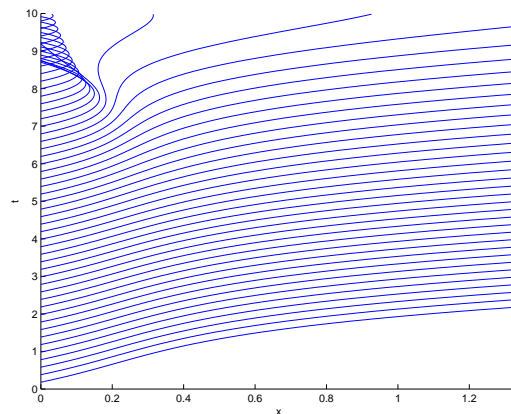


FIG. 2: Characteristics (i.e., particle paths) for steady boundary data for which $J_0 > J_{max}$. The solution breaks down when there is a cusp in the characteristics.

$$\begin{aligned}v(s, \tau) &= v_0 + \theta(\tau)s + a_0 \frac{1}{2} s^2 + f''(s + \tau) - f''(\tau) \\ x(s, \tau) &= v_0 s + \frac{1}{2} \theta(\tau)s^2 + a_0 \frac{1}{6} s^3 \\ &\quad + f'(s + \tau) - f'(\tau) - f''(\tau)s\end{aligned}$$

in which a_0 is a constant, and θ and f are prescribed periodic functions; i.e.,

$$\begin{aligned}f(\tau) &= f_1 \sin(k\tau/t_0) \\ \theta(\tau) &= \theta_0 + \theta_1 \sin(k\tau/t_0 + \tau_1)\end{aligned}$$

with period $P = 2\pi t_0/k$. The incoming flux is

$$J_0(\tau) = a_0 - \theta'(\tau).$$

For given values of the constants $v_0, \theta_0, a_0, f_1, k, \theta_1$ and τ_1 , the solution is constructed numerically: First, the crossing time $T(\tau)$ is found by solving

$$x(T(\tau), \tau) = d,$$

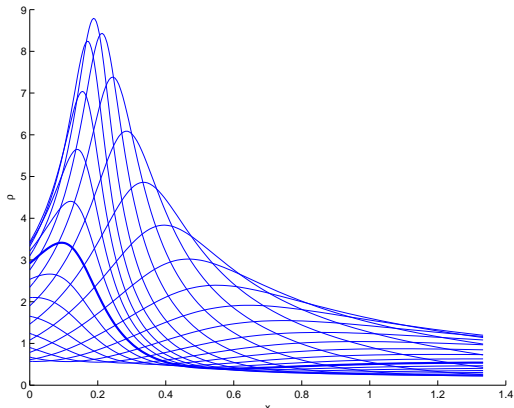


FIG. 3: The density ρ at various times for periodic boundary data for which $\bar{J}_0 > \bar{J}_{max}$. Values of ρ are presented at 21 times starting at $t = 0$ (bold curve) and at intervals of $dt = 0.1612355$. The highest value of ρ in this figure occurs at $t = 5dt$, the time of bunching of characteristics in Figure 4.

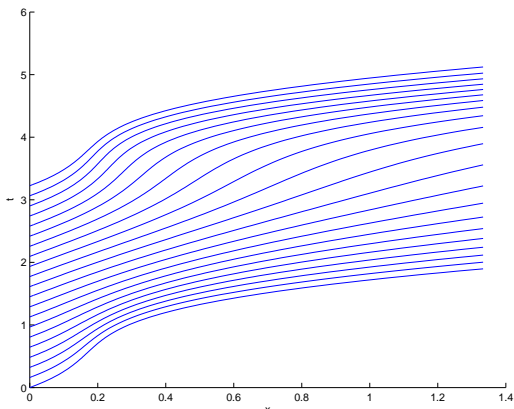


FIG. 4: Characteristics (i.e., particle paths) for periodic boundary data for which $\bar{J}_0 > \bar{J}_{max}$. Note that a cusp nearly forms in the characteristics.

and the potential $\phi_1 = \phi(T(\tau), \tau)$ is found by numerical computation of the integral eq. (13); i.e.,

$$\phi_1(\tau) = - \int_0^{T(\tau)} (v - \partial_{\tau} x) \psi(s', \tau + T(\tau) - s') ds'$$

for a discrete set of values of τ . Second, the average of

the incoming current \bar{J}_0 and the adiabatic average of the maximal current \bar{J}_{max} are numerically calculated as

$$\bar{J}_0 = P^{-1} \int_0^P J_0(\tau) d\tau = a_0$$

$$\bar{J}_{max} = P^{-1} \int_0^P J_{max}(\tau) (1 + T'(\tau)) d\tau$$

in which $J_{max}(\tau)$ is defined by eq. (16) using $\phi_1 = \phi_1(\tau)$. Note that \bar{J}_0 is averaged over $s = 0$ (i.e., $x = 0$) where $dt = d\tau$ and \bar{J}_{max} is averaged over $s = T(\tau)$ (i.e., $x = d$) where $dt = (1 + T'(\tau)) d\tau$. Finally, form the difference

$$J_{diff} = \bar{J}_0 - \bar{J}_{max}.$$

Solutions with $J_{diff} > 0$ (i.e., that exceed the Child-Langmuir limit on average) were found by Monte Carlo search over the values of the parameters k, θ_1, τ_1 . Results are shown below for $(v_0, a_0, \theta_0, f_1, k, \theta_1, \tau_1) = (0.5, 1, -0.5, 0.1, 3.8969, 0.36762, 2.2684)$ on a system with thickness $d = 4/3$. In unscaled variables, the ratio of potential energy to the energy of the entering particles is approximately 6.5 corresponding, for example, to 100eV electrons on a 0.65kV potential. The density ρ and characteristics are presented in Figures 3 and 4. The resulting average values are $\bar{J}_0 = 1$ and $\bar{J}_{max} = 0.85026$, so that the average incoming current \bar{J}_0 exceeds the adiabatic average of the maximal current \bar{J}_{max} by an amount $J_{diff} = 0.14974$, an increase of about 17%.

Recent related work includes evidence that the average flux cannot exceed J_{max} , under the additional constraints that $v_0 = 0$ and that ϕ_1 is constant [11], and experimental and numerical results for short current pulses that exceed J_{max} , as well as for increases in current beyond the formation of a virtual cathode [12].

The unsteady solutions constructed above suggest that the implicit solution formulation may be useful for exploring additional properties of the diode equations, such as solutions that maximize the electric field strength and control methods to prevent formation of virtual cathodes.

Thanks to J. Luginsland for helpful suggestions. Research supported in part by the Air Force Office of Scientific Research STTR program through grant FA9550-09-C-0115 and by the Department of Energy through grant DE-FG02-05ER25710.

-
- [1] C.D. Child, Phys. Rev. Series I **32**, 492 (1911).
 [2] I. Langmuir, Phys. Rev. **2**, 450 (1913).
 [3] G. Jaffé, Phys. Rev. **65**, 91 (1944).
 [4] E.A. Coutsias, J. Plasma Phys. **31**, 313 (1984).
 [5] E.A. Coutsias, J. Plasma Phys. **40**, 369 (1988).
 [6] E.A. Coutsias and D.J. Sullivan, Phys. Rev. A **27**, 1535 (1983).
 [7] C.K. Birdsall and W.B. Bridges, *Electron Dynamics of Diode Regions*. (1966) Academic, New York.
 [8] R.B. Miller, *An Introduction to the Physics of Intense*

- Charged Particle Beams*. (1982) Plenum.
 [9] J.W. Luginsland, Y.Y. Lau, R.J. Ulmstätt and J.J. Watrous, Phys. Plasmas **9**, 2371 (2002).
 [10] P.D. Lax, *Hyperbolic Systems of Conservation Laws and the Mathematical Theory of Shock Waves*. (1987) SIAM, Philadelphia.
 [11] M.E. Griswold, N.J. Frisch and J.S. Wurtele, Phys. Plasmas **17**, 114503 (2010).
 [12] A. Valfells, D. W. Feldman, M. Virgo, P. G. OShea, and Y. Y. Lau, Phys. Plasmas **9**, 2377 (2002).