

Studies of b -hadron decays to charming final states at LHCb

S. Ricciardi (on behalf of the LHCb Collaboration)
 STFC Rutherford Appleton Laboratory, Chilton, Didcot, Oxfordshire, OX11 0QX, UK

We present studies from the LHCb experiment of decays of the type $H_b \rightarrow H_c X$, where H_b represents a beauty hadron (B^\pm , B^0 or Λ_b^0) and H_c a charmed hadron (D^0 , $D^{(*)+}$, D_s^+ or Λ_c^+). Such decays are important for the determination of the CKM angle γ , a key goal of the LHCb physics programme. We exploit the data accumulated in 2010, and in the early months of the 2011 run. We report on the observation of new decay modes, and first measurements on the road to a precise determination of γ .

1. Introduction

Decays of b -hadrons ((H_b)) to open charm are of great interest both in the context of CP violation studies and of QCD studies of heavy-quark dynamics. In particular, the angle γ of the CKM Unitarity Triangle can be determined from $H_b \rightarrow (D^0, \bar{D}^0)X_s$, where D^0 and \bar{D}^0 decay to a common final state, thanks to the interference of $b \rightarrow u$ and $b \rightarrow c$ tree-level transitions. In addition, the abundant and predictable relative rate of suitable decays to open-charm can be used to measure the production fractions of different b meson and baryon species. Since all b -hadron species are produced in pp collisions at the LHC, these measurements are needed to normalise measurements of B_s^0 and Λ_b^0 branching fractions to those of known B^+ or B^0 decays, and to determine absolute branching fractions.

In these proceedings, we report on the most recent results from LHCb using data accumulated in 2010, and in the early months of the 2011 run. In Section 3, we describe preliminary measurements on the road of a precise determination of γ with charged B decays. In Section 4, we present two different measurements of the B_s production fraction, with semileptonic and fully hadronic decays, which combined give the most accurate determination of f_s/f_d . Finally, in Section 5, we present the first observation of the $\Lambda_b^0 \rightarrow D^0 p K^-$ decay and a hint of the neutral beauty strange baryon Ξ_b^0 , also reconstructed in the $D^0 p K^-$ final state.

2. The LHCb experiment

The LHCb experiment has been designed to study decays of b -hadrons from pp collisions at the LHC. The detector has been described elsewhere [1]. Here, we just mention the salient experimental features which are critical for the measurement of γ and are common to many hadronic decays to open-charm. Above all, since sensitivity to γ arises from the interference of the $b \rightarrow c$ with the suppressed $b \rightarrow u$ amplitude, a large data sample is mandatory. It is ensured by: the high integrated luminosity that the LHC delivers, the large $b\bar{b}$ cross-section within the LHCb detector acceptance, and a dedicated and flexible trigger, which can select efficiently b -hadron decays. The vertex detector and the tracking system also play a crucial role: a momentum resolution smaller than 1% and clear separation of secondary vertices from the primary vertex enable the separation of b -hadron decays from different sources of background components, both prompt, from the primary vertex, and non-prompt, due to long-lived hadron decays other than signal. In addition, the excellent pion-kaon separation over a wide momentum range, provided by two RICH detectors, is vital to distinguish the different H_b and D decays of interest. For example, it is necessary to separate $B^+ \rightarrow DK^+$, from the about ten times more abundant $B^+ \rightarrow D\pi^+$ in the measurements of γ using charged $B^+ \rightarrow DK^+$ decays.¹

3. CP violation studies with charged B decays

Despite the impressive achievements by experiments at B -factories and the Tevatron, the CKM angle γ is still the least well-determined angle of the Unitarity Triangle. The current average of direct measurements of γ has an uncertainty of about 10° [2]. This precision can be significantly improved at LHCb in the near future.

¹In the following, D indicates a superposition of D^0 and \bar{D}^0 .

Already now, the 2010 and early 2011 LHCb data-sets are sufficient to set constraints on the CP asymmetries and measure the ratio of branching fractions of the most sensitive $B^+ \rightarrow DK^+$ decay over the favoured $B^+ \rightarrow D\pi^+$ mode. These measurements demonstrate the capability of LHCb in three well-established methods for extracting γ : the GLW method [3], which uses D decays to CP -eigenstates (e.g., K^+K^-), the ADS method [4], where the D^0 or \bar{D}^0 is reconstructed in a final state accessible to both Cabibbo-favoured (CF) and doubly-Cabibbo-suppressed (DCS) transitions (e.g., $K^\pm\pi^\mp$), and the GGSZ method [5], which exploits the interference over the Dalitz plot of D decays to three-body final states (e.g., $K_S^0\pi^+\pi^-$).

3.1. Measurements of GLW observables

As first step towards a measurement of γ with the GLW method, the ratio of the $B^+ \rightarrow DK^+$ branching fraction to that of $B^+ \rightarrow D\pi^+$ is measured using the 2010 LHCb dataset, corresponding to 36.5 pb^{-1} [6]. The measurement is performed, simultaneously, for the Cabibbo-favoured (CF) $D \rightarrow K^+\pi^-$ and the $D \rightarrow K^+\pi^-\pi^+\pi^-$ decay, and, separately, for the CP -even $D \rightarrow K^+K^-$ ($CP+$) decay (a difference between the two can be expected due to the relative larger interference between the $b \rightarrow u$ and the $b \rightarrow c$ transitions in the CP -even case).

The $B^+ \rightarrow DK^+$ and $B^+ \rightarrow D\pi^+$ signal yields are extracted with an unbinned extended maximum-likelihood fit to the B -mass distributions. The fit is performed simultaneously to four different mass distributions, which are obtained by separating the sample according to the charge of the bachelor hadron, and the value of a particle identification discriminant for the bachelor. The used PID discriminant is the difference of the log-likelihood between the kaon and pion hypotheses, $DLL_{K\pi}$. The results of the fit are shown in Fig. 1 for the $D \rightarrow KK$ mode.

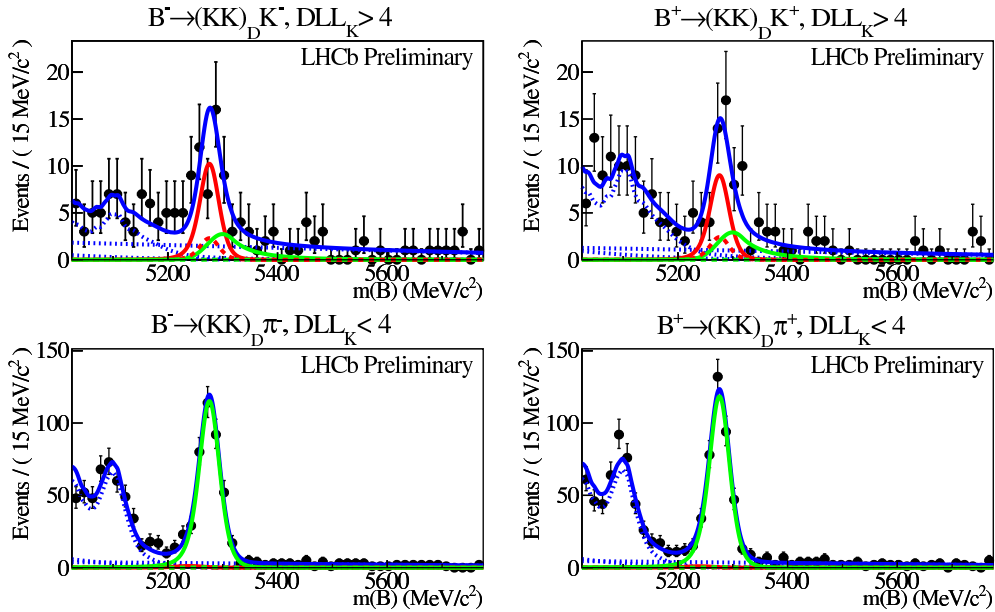


Figure 1: Reconstructed B mass distributions for $B^\pm \rightarrow (KK)_D K^\pm$ (top) and $B^\pm \rightarrow (KK)_D \pi^\pm$ (bottom) candidates. Sensitivity to charge asymmetry is obtained by splitting B^- (left) and B^+ (right). The solid red (green) curve is the fitted $B^\pm \rightarrow DK^\pm$ ($B^\pm \rightarrow D\pi^\pm$) signal. The dashed lines indicate the different background components from: charmless (red and green, if present), combinatoric, partially reconstructed, and semileptonic decays (blue)[6].

The ratio of branching fractions is computed from the fitted yields and the ratio of efficiencies. The PID efficiency determination uses a data calibration sample of pions and kaons from $D^{*+} \rightarrow D^0(K^-\pi^+)\pi^+$ decay and a re-weighting technique to take into account small difference in the kinematics between the calibration sample and the signal samples. Other efficiencies (geometric acceptance, trigger and reconstruction) are very similar for the two decay modes, and their ratio is derived from Monte Carlo simulations.

The results are: $\mathcal{R}_{CF}^{K/\pi} = (6.30 \pm 0.38 \pm 0.40)\%$, and $\mathcal{R}_{CP+}^{K/\pi} = (9.31 \pm 1.89 \pm 0.53)\%$. From the ratio of the $CP+$ over CF measurements, the following γ -sensitive observable is computed:

$$\mathcal{R}_{CP+} = 1.48 \pm 0.31 \pm 0.12.$$

In addition, three CP asymmetries are measured between the B^- and the B^+ decay rates:

$$\begin{aligned}\mathcal{A}_{CF}^{DK} &= (-0.08 \pm 0.06 \pm 0.02)\%, \\ \mathcal{A}_{CP+}^{DK} &= (0.07 \pm 0.18 \pm 0.07)\%, \\ \mathcal{A}_{CP+}^{D\pi} &= (0.01 \pm 0.04 \pm 0.01)\%.\end{aligned}$$

None of the measured asymmetries significantly deviates from zero, but all results agree with existing measurements within their uncertainties. The main systematic uncertainties are associated to possible differences in the trigger response, to the PID calibration procedure, and to the parameterisation of the background. With larger data samples, we will be able to extract γ and all hadronic unknowns by combining \mathcal{A}_{CP+}^{DK} and \mathcal{R}_{CP+} with measurements of additional γ -sensitive observables from other methods.

3.2. Towards a GGSZ measurement

The ratio of the $B^+ \rightarrow DK^+$ and $B^+ \rightarrow D\pi^+$ branching fractions is also measured in the $D \rightarrow K_S^0 \pi^+ \pi^-$ final state, as it is the first step towards the measurement of γ with the GGSZ method [6]. As for the GLW analysis, the $B^+ \rightarrow DK^+$ and $B^+ \rightarrow D\pi^+$ samples are separated by the value of $DLL_{K\pi}$ for the bachelor hadron. Yields are extracted with a simultaneous fit to the B invariant mass distributions for the two samples. The results are shown in Figure 2. In 36.5 pb^{-1} , the fitted signal yield for $B^+ \rightarrow D\pi^+$ is 95_{-12}^{+14} events, and the ratio of branching fraction of $B^+ \rightarrow DK^+$ and $B^+ \rightarrow D\pi^+$ is

$$\mathcal{R}_{K_S^0 \pi \pi}^{K/\pi} = (12.0_{-5.0}^{+6.0} \pm 1.0)\%,$$

where the largest systematic uncertainty is due to the appropriateness of the fit model (7%).

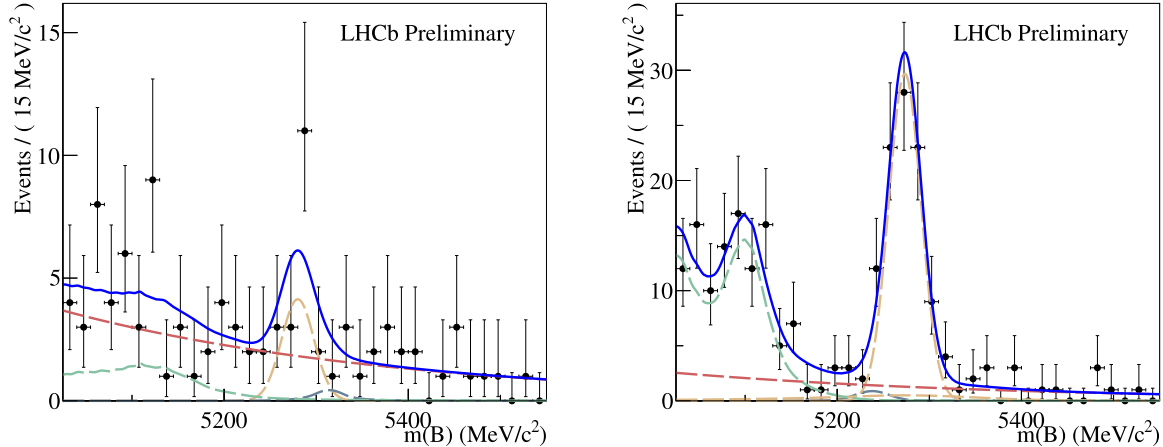


Figure 2: The reconstructed B mass distributions for $B^\pm \rightarrow (K_S^0 \pi \pi)_D K^\pm$ (left) and $B^\pm \rightarrow (K_S^0 \pi \pi)_D \pi^\pm$ (right). The dashed lines indicate the fitted signal contribution (dark yellow), the background from combinatorial (red) and partially reconstructed decays (light green), and the cross-feed between $B \rightarrow DK$ and $B \rightarrow D\pi$ (dark green)[6].

3.3. Hunting for the ADS suppressed modes

The CP asymmetry in the decay rates of the suppressed ADS mode $B^+ \rightarrow D(K^- \pi^+) K^+$ is expected to be enhanced by the fact that the two interfering amplitudes in these modes have similar size. However, the branching fraction of this mode is small, $\mathcal{O}(10^{-7})$, hence its observation is difficult. The most competitive result to date is from the Belle Collaboration [7], who observed $56.0_{-14.2}^{+15.1}$ events (4.1σ significance) in their full data set of $772 \times 10^6 B\bar{B}$ pairs collected at the $\Upsilon(4S)$.

The LHCb collaboration has performed a search for these modes using the early 2011 data-set, corresponding to 343 pb^{-1} of data [8]. The analysis is similar to the GLW analysis just described. An improved event selection,

based on a ‘‘Boosted Decision Tree’’ algorithm, is used in this case to isolate the $B^+ \rightarrow D(K\pi)h^+$, $h = K, \pi$ candidates from the background. As for the previously described analyses, the value of the particle identification variable $DLL_{K\pi}$ for the B -meson bachelor track is used to effectively separate $B \rightarrow D\pi$ from $B \rightarrow DK$. Eight signal yields are extracted with an unbinned maximum-likelihood fit, corresponding to the two B -meson charges, the two product of kaon charges (opposite-sign kaons are suppressed and same-sign kaons are favoured), and the two fail/pass slices according to the PID requirement on the bachelor, $DLL_{K\pi} > 4$. Particular attention has been paid to model the signal and the different background components in the fit. The results of the fit to the suppressed modes, summed over both B charges, are shown in Figure 3. The charge asymmetry between the

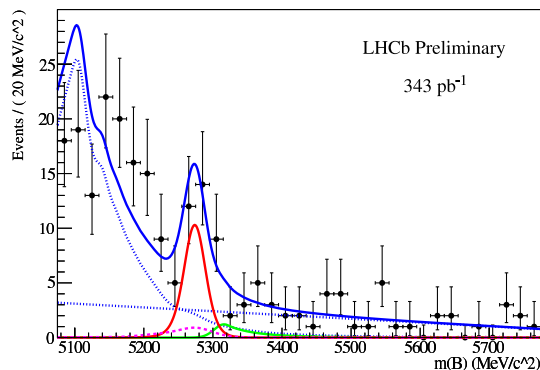


Figure 3: The reconstructed B mass distribution for the ADS suppressed candidates, summed over both B charges. The red line indicates the signal component. The background components are from combinatorial and partial reconstruction (dashed blue), charmless sources (magenta), and $B^\pm \rightarrow D\pi^\pm$ (green)[8].

B^- and B^+ suppressed modes is measured to be

$$A_{ADS}^{DK} = -0.39 \pm 0.17 \pm 0.02,$$

and the average partial rate R_{ADS}^{DK} of the suppressed over favoured mode

$$R_{ADS}^{DK} = (1.66 \pm 0.39 \pm 0.24) \times 10^{-2},$$

which corresponds to 4.0σ significance for the evidence of the suppressed decay. The main sources of systematic uncertainties are the PID calibration procedure and the background model. All these preliminary results are highly competitive with existing measurements and consistent with world averages.

4. Measurements of the B_s^0 production fraction

Strange B mesons offer a still largely unexplored window on CP violation studies and searches of physics beyond the Standard Model. For example, the determination of the absolute branching fraction for the rare decay $B_s^0 \rightarrow \mu^+\mu^-$ provides an important constraint to different new physics models. The LHCb measurement of $\mathcal{B}(B_s^0 \rightarrow \mu^+\mu^-)$ [9] and of other B_s^0 decay branching fractions relies on the knowledge of f_s/f_d , the ratio of B_s^0 production to B^0 production.

We have performed two measurements of the ratio f_s/f_d using the relative abundance of $B_s^0 \rightarrow D_s^- \pi^+$ to $B^0 \rightarrow D^- K^+$, and to $B^0 \rightarrow D^- \pi^+$ decays, and a measurement of the ratio $f_s/(f_u + f_d)$, where f_u is the B^+ production fraction, using H_b semileptonic decays, identified by the detection of a muon and a charmed hadron. In this section, we report on the hadronic [10] and semileptonic [11] measurements, and on their combination [12].

4.1. f_s/f_d from hadronic decays

The reconstruction of $B_s^0 \rightarrow D_s^- \pi^+$ decays is the first step towards the time-dependent analysis of $B_s^0 \rightarrow D_s^- K^+$, which is sensitive to γ . In addition, the ratio of its branching fraction to U-spin related B^0 decay modes can be used to measure f_s/f_d [13]. Here, we report on the latter measurement, which has been performed with a

sample of 35 pb^{-1} collected in 2010. Two normalisation modes are used: $B^0 \rightarrow D^- K^+$ and $B^0 \rightarrow D^- \pi^+$. The first is dominated by contributions from colour-allowed tree-diagram amplitudes, and is therefore theoretically well-understood. The second leads to a smaller statistical uncertainty due to its greater yield, but suffers from an additional theoretical uncertainty due to the contribution from a W -exchange diagram.

The relative yields of the three decay modes are extracted from unbinned maximum likelihood fits to the mass distributions, which are shown in Fig. 4.

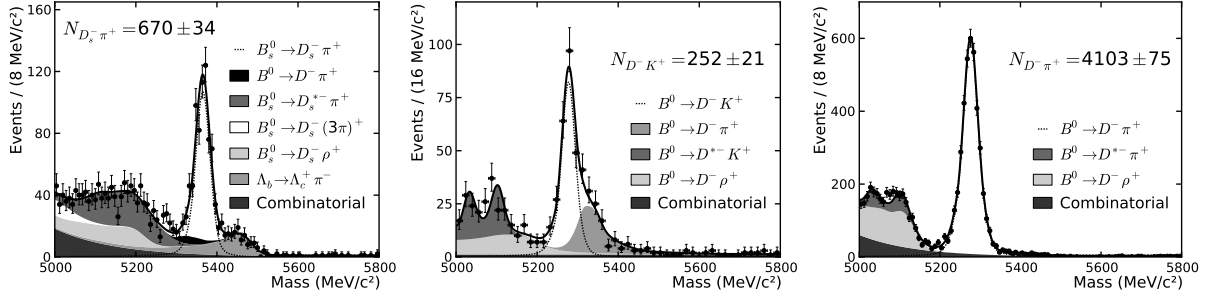


Figure 4: Mass distributions of the $B_s^0 \rightarrow D_s^- \pi^+$, $B^0 \rightarrow D^- K^+$, and $B^0 \rightarrow D^- \pi^+$ candidates (left to right)[10].

The value of f_s/f_d is found to be

$$f_s/f_d = 0.250 \pm 0.024(\text{stat.}) \pm 0.017(\text{syst.}) \pm 0.017(\text{theor.})$$

from the relative yields of $B_s^0 \rightarrow D_s^- \pi^+$ with respect to $B^0 \rightarrow D^- K^+$, and

$$f_s/f_d = 0.256 \pm 0.014(\text{stat.}) \pm 0.019(\text{syst.}) \pm 0.026(\text{theor.})$$

from $B_s^0 \rightarrow D_s^- \pi^+$ with respect to $B^0 \rightarrow D^- \pi^+$.

4.2. b -hadron production fraction measurements from semileptonic decays

The semileptonic measurement of the b -hadron production fractions is based on 3 pb^{-1} of LHCb data collected in 2010. We measure two production ratios: that of \bar{B}_s^0 and that of Λ_b^0 relative to the sum of B^- and \bar{B}^0 . The relative fractions are extracted from the yields in four different final states: $D^0 \mu^- \bar{\nu} X$, $D^+ \mu^- \bar{\nu} X$, $D_s \mu^- \bar{\nu} X$, and $\Lambda_c \mu^- \bar{\nu} X$. We do not attempt to separate f_u and f_d , but we measure their sum from D^0 and D^+ channels, taking into account corrections due to cross-feed from \bar{B}_s^0 and Λ_b^0 decays.

The H_b signals are separated from various sources of background yields by studying the two-dimensional distributions of the charm candidate invariant mass and impact parameter (IP) with regard to the primary pp collision vertex. This approach allows us to determine the background coming from false combinations and from prompt charm production. As an example, the results of the fit for the $D_s^+ \mu^- \bar{\nu} X$ candidates are shown in Fig. 5. The fractions $f_s/(f_u + f_d)$ and $f_{\Lambda_b^0}/(f_u + f_d)$ are determined as function of the pseudo-rapidity η , and the charmed hadron-muon pair transverse momentum, p_t . We find

$$f_s/(f_u + f_d) = 0.134 \pm 0.004_{-0.010}^{+0.011},$$

with no significant dependence on η , nor p_t , as shown in Fig. 6. The main systematic uncertainty is from limited knowledge of the charm-hadron branching fractions. A dependence on p_t is instead found for the Λ_b^0 fragmentation function with regard to the sum of B^- and \bar{B}^0 . Assuming a linear dependence, we get $f_{\Lambda_b^0}/(f_u + f_d) = (0.404 \pm 0.017 \pm 0.027 \pm 0.105) \times [1 - (0.031 \pm 0.004 \pm 0.003) \times p_t(\text{GeV})]$, where the errors are statistical, systematic and (for the constant term) an absolute scale uncertainty due to the error in $\mathcal{B}(\Lambda_c \rightarrow p K \pi)$, respectively. No η dependence is found. More details on this measurement can be found in Ref. [11].

4.3. Average

If we use isospin symmetry to set $f_u = f_d$, the LHCb measurements of the ratio of strange B meson to light neutral B meson, obtained using H_b semileptonic decays, is in good agreement with the two measurements obtained with hadronic decays. Therefore, we combine them to derive

$$f_s/f_d = 0.267_{-0.020}^{+0.021}.$$

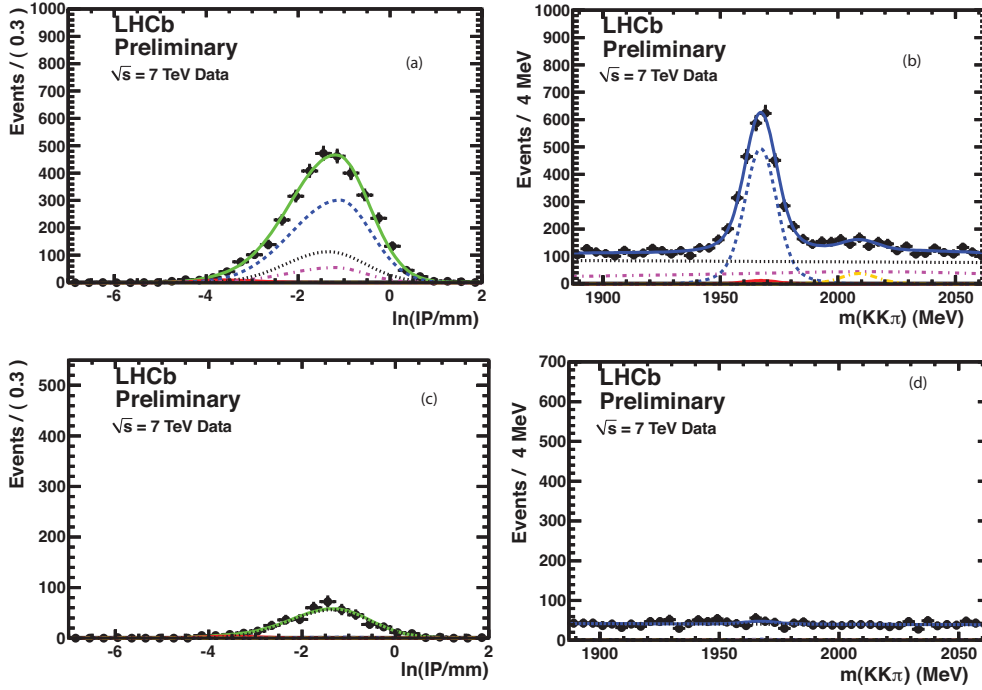


Figure 5: The logarithm of the IP distributions for (a) right sign and (c) wrong sign D^0 candidate combinations with a muon. The dotted curves show the combinatorial backgrounds, the small red-solid curve the prompt-charm contributions, the dashed curves the signal, the purple-dashed curves represent a background originating from Λ_c reflection, and the green-solid curves the total. The invariant $K^- K^+ \pi^+$ mass spectra are also shown for right sign (b) and wrong-sign (d) combinations[11].

Since we do not observe a dependence upon properties such as the transverse momentum or rapidity of the B meson, although our measurement is obtained from data within the LHCb acceptance, it is reasonable to assume that it is valid in other phase-space regions. We also note that, despite the fact that this ratio is not a-priori universal, our result is in remarkable agreement with the average between results from LEP and Tevatron experiments ($f_s/f_d = 0.271 \pm 0.027$ [14]).

5. Studies of beauty baryon decays to charm

The study of b -baryons is a largely unexplored area where LHCb has great potential for measurements of spectroscopy and CP violation. In particular, we look for $\Lambda_b^0 \rightarrow DpK$, which is an unobserved Λ_b^0 decay mode. This channel is sensitive to the angle γ [15], similarly to $\Lambda_b^0 \rightarrow D\Lambda$, as originally proposed in Ref. [16], but it presents some advantages compared to $D\Lambda$, because the pK pair originates from the Λ_b^0 decay vertex, rather than from a long-lived intermediate particle, therefore a larger reconstruction efficiency is expected at LHCb. In addition, the use of the full phase-space of the three-body decay may enhance the sensitivity compared to the two-body process.

The $D^0 p K^-$ final state is studied together with the $\Lambda_b^0 \rightarrow D^0 p \pi^-$, and $\Lambda_b^0 \rightarrow \Lambda_c^+ \pi^-$ decays, which have similar kinematics and can be used as normalisation channels. With 333 pb^{-1} taken by LHCb in early 2011, we measure the ratio of branching fractions

$$\frac{\mathcal{B}(\Lambda_b^0 \rightarrow D^0 p \pi^-) \times \mathcal{B}(D^0 \rightarrow K^- \pi^+)}{\mathcal{B}(\Lambda_b^0 \rightarrow \Lambda_c^+ \pi^-) \times \mathcal{B}(\Lambda_c^+ \rightarrow K^- p \pi^+)} = 0.119 \pm 0.006 \pm 0.013.$$

We also present the first observation of the $\Lambda_b^0 \rightarrow DpK$ decay and measure the ratio of branching fractions

$$\frac{\mathcal{B}(\Lambda_b^0 \rightarrow D^0 p K^-)}{\mathcal{B}(\Lambda_b^0 \rightarrow D^0 p \pi^-)} = 0.112 \pm 0.019_{-0.014}^{+0.011}.$$

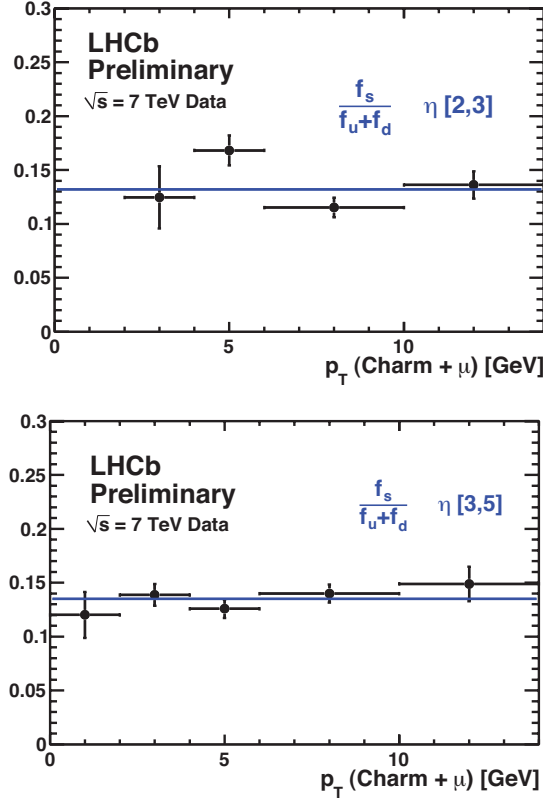


Figure 6: Ratio between B_s^0 and light B meson production fractions as a function of the transverse momentum of the $D_s\mu$ pair in two bins of η . The errors shown are statistical only [11].

The significance of the $\Lambda_b^0 \rightarrow DpK$ signal is 6.3σ . As seen in Fig. 7, in the DpK^- final state we find a hint of production of the neutral beauty-strange baryon Ξ_b^0 with significance of 2.6σ , and we measure the ratio of branching fraction times production ratio with respect to those for the Λ_b^0

$$\frac{f_{b \rightarrow \Xi_b^0} \times \mathcal{B}(\Xi_b^0 \rightarrow D^0 p K^-)}{f_{b \rightarrow \Lambda_b^0} \times \mathcal{B}(\Lambda_b^0 \rightarrow D^0 p K^-)} = 0.29 \pm 0.12 \pm 0.18.$$

We measure the difference of the Ξ_b^0 and Λ_b^0 masses to be equal to $(181.8 \pm 5.5 \pm 0.5) \text{ MeV}/c^2$, which is in good agreement with the recent measurement of the CDF Collaboration [17]. The main sources of systematic uncertainty in these results are the description of the signal and background lineshapes, and, for the branching fraction measurements, the determination of reconstruction and PID efficiency ratios.

6. Conclusions

LHCb is on track for a precise measurement of the CKM angle γ using b -hadron decays to open charm, with both well-established modes (GLW, ADS, GGSZ) and unique ways (e.g., using $B_s^0 \rightarrow D_s^\pm K^\mp$, and $\Lambda_b^0 \rightarrow DpK$ decays). In particular, the 4.0σ evidence of the ADS suppressed mode is highly competitive with the previous measurements.

Another important by-product of the study of b -hadron decays to open charm is the most precise measurement of f_s/f_d , the B_s^0 production fraction with respect to that of B_d^0 , from the combination of LHCb results obtained with hadronic and semileptonic decays.

All these results have been obtained with data samples from 2010 or early 2011, which are just a fraction of the total expected by the end of this year (1 fb^{-1}). Hence, an improved precision in the measurement of γ and many other measurements with *charming* tree-level final states can be expected very soon from LHCb.

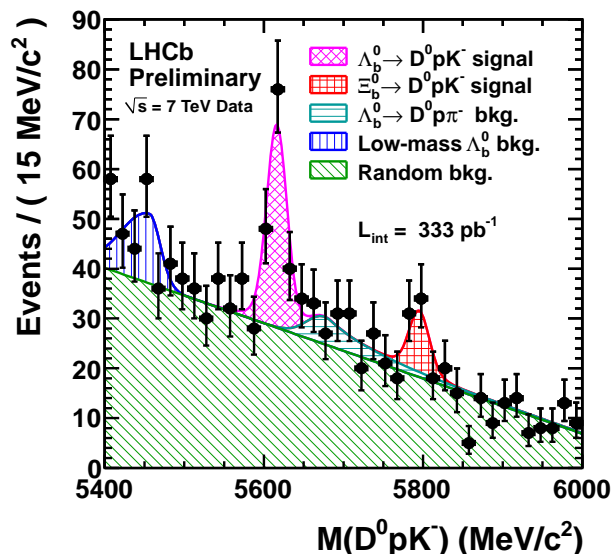


Figure 7: Invariant mass spectrum of DpK^- . Results of the fit are overlaid to the data points[15].

Acknowledgments

I am grateful to Steven Blusk, Tim Gershon, Vava Gligorov, and Olaf Steinkamp for the help in the preparation of this contribution. I would like also to thank the organisers of DPF2011 for inviting us to such an exquisite conference.

References

- 1 A. Augusto Alves *et al.*, LHCb Collaboration, JINST **3** (2008) S080005.
- 2 CKMfitter Group, <http://ckmfitter.in2p3.fr/>; UTFit Collaboration, <http://www.utfit.org/>.
- 3 M. Gronau and D. London, Phys. Lett. **B253** (1991) 483; M. Gronau and D. Wyler, Phys. Lett. **B265** (1991) 172.
- 4 D. Atwood, I. Dunietz and A. Soni, Phys. Rev. Lett. **78** (1997) 3257; D. Atwood, I. Dunietz and A. Soni, Phys. Rev. **D63** (2001) 036005.
- 5 A. Giri, Yu. Grossman, A. Soffer, and J. Zupan, Phys. Rev. **D68** (2003) 054018.
- 6 LHCb Collaboration, LHCb-CONF-2011-031 (2011).
- 7 Y. Horii *et al.*, Belle Collaboration, Phys. Rev. Lett. **106** (2011) 231803.
- 8 LHCb Collaboration, LHCb-CONF-2011-044 (in preparation).
- 9 R. Aaij *et al.*, LHCb Collaboration, Phys. Lett. **B669** (2011) 330.
- 10 R. Aaij *et al.*, LHCb Collaboration, arXiv:1106.4435 [hep-ex].
- 11 LHCb Collaboration, LHCb-CONF-2011-028 (2011).
- 12 LHCb Collaboration, LHCb-CONF-2011-034 (2011).
- 13 R. Fleischer, N. Serra, and N. Tuning, Phys. Rev. **D82** (2010) 034038; R. Fleischer, N. Serra, and N. Tuning, Phys. Rev. **D83** (2011) 014017.
- 14 Heavy Flavour Averaging Group, <http://www.slac.stanford.edu/xorg/hfag/>
- 15 LHCb Collaboration, LHCb-CONF-2011-036 (2011).
- 16 I. Dunietz, Z. Phys. **C56** (1992) 129.
- 17 T. Aaltonen *et al.*, Phys. Rev. Lett. **107** (2011) 102001.