

ABSTRACT

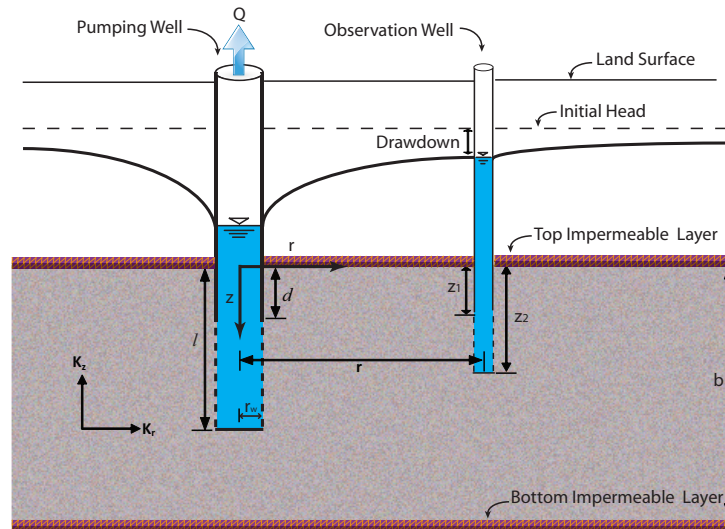
10 Drawdowns generated by extracting water from a large diameter (e.g. water supply)
11 well are affected by wellbore storage. We present an analytical solution in Laplace transformed
12 space for drawdown in a uniform anisotropic aquifer caused by withdrawing water at a constant
13 rate from a partially penetrating well with storage. The solution is back transformed into the
14 time domain numerically. When the pumping well is fully penetrating our solution reduces to
15 that of *Papadopulos and Cooper* [1967]; *Hantush* [1964] when the pumping well has no
16 wellbore storage; *Theis* [1935] when both conditions are fulfilled and *Yang et.al.* [2006] when
17 the pumping well is partially penetrating, has finite radius but lacks storage. We use our
18 solution to explore graphically the effects of partial penetration, wellbore storage and anisotropy
19 on time evolutions of drawdown in the pumping well and in observation wells.

INTRODUCTION

21 When water is pumped from a large diameter (e.g. water supply) well drawdown in the
22 surrounding aquifer is affected by temporal decline in wellbore storage. An analytical solution
23 accounting for this effect under radial flow toward a fully penetrating well of finite diameter
24 with storage was developed by *Papadopoulos and Cooper* [1967]. A corresponding solution
25 without wellbore storage was presented earlier by *van Everdingen and Hurst* [1949] and later,
26 in elliptical coordinates, by *Kucuk and Brigham* [1979]. *Mathias and Butler* [2007] extended
27 the solution of *Kucuk and Brigham* [1979] by adding wellbore storage and horizontal
28 anisotropy. Their solution utilized Mathieu functions in Laplace transformed space and
29 numerical inversion of the result into the time domain. *Yang et.al.* [2006] extended the solution
30 of *van Everdingen and Hurst* [1949] by allowing the pumping well to be partially penetrating.
31 *Dougherty and Babu* [1984] developed an analytical solution for a pumping well with storage in
32 a confined double porosity reservoir. Their solution can be reduced to that for a single porosity
33 confined aquifer but ignores anisotropy. None of the available analytical solutions account
34 simultaneously for aquifer anisotropy, partial penetration and storage capacity of the pumping
35 well under confined aquifer conditions.

36 *Moench* [1997, 1998] developed an analytical solution for flow to a pumping well with
37 storage in a uniform anisotropic unconfined (water table) aquifer. We present a new solution for
38 radial flow to a partially penetrating well of finite diameter with storage in an anisotropic
39 confined aquifer. Whereas *Moench* [1997, 1998] used Fourier cosine series in Laplace
40 transformed space we employ Laplace transformation with respect to time followed by finite
41 cosine transformation with respect to vertical coordinates. Our solution reduces to that of
42 *Papadopoulos and Cooper* [1967] when the pumping well is fully penetrating, *Hantush* [1964] in

43 the absence of wellbore storage, *Theis* [1935] when both conditions are fulfilled, and *Yang et.al.*
 44 [2006] when the pumping well is partially penetrating, has finite radius but lacks storage. We
 45 use our solution to explore graphically the effects of partial penetration, wellbore storage and
 46 anisotropy on time evolutions of drawdown in the pumping well and in observation wells.



47

48 **Figure 1:** Schematic representation of system geometry

48

49

THEORY

50

Problem Definition

51

Consider a well of finite radius r_w that is in hydraulic contact with a surrounding

52

confined aquifer at depths d through l below the top (Figure 1). The aquifer is horizontal and

53

of infinite lateral extent with uniform thickness b , uniform hydraulic properties and anisotropy

54

ratio $K_D = K_z / K_r$ between vertical and horizontal hydraulic conductivities, K_z and K_r ,

55

respectively. Initially, drawdown $s(r, z, t)$ throughout the aquifer is zero where r is radial

56

distance from the axis of the well, z is depth below the top of the aquifer and t is time. Starting

57 at time $t = 0$ water is withdrawn from the pumping well at a constant volumetric rate Q .
 58 Consider the bottom of the well to be impermeable and ignore flow beneath it. Then drawdown
 59 distribution in space-time is controlled by

$$60 \quad K_r \left(\frac{\partial^2 s}{\partial r^2} + \frac{1}{r} \frac{\partial s}{\partial r} \right) + K_z \frac{\partial^2 s}{\partial z^2} = S_s \frac{\partial s}{\partial t} \quad 0 \leq z < b \quad (1)$$

61 subject to

$$62 \quad s(r, z, 0) = s(\infty, z, t) = 0 \quad r \geq r_w \quad (2)$$

$$63 \quad \frac{\partial s}{\partial z} = 0 \quad \text{at } z = 0 \text{ \& } z = b \quad r > r_w$$

64 (3)

$$65 \quad 2\pi(l-d)K_r r_w \left(\frac{\partial s}{\partial r} \right)_{r=r_w} - C_w \left(\frac{\partial s}{\partial t} \right)_{r=r_w} = -Q \quad d < z < l \quad (4)$$

$$66 \quad r \left(\frac{\partial s}{\partial r} \right) = 0 \quad 0 < z < d \text{ \& } l < z < b \quad (5)$$

67 where C_w is wellbore storage coefficient (volume of water released from well storage per unit
 68 drawdown in it).

69 **Solution in Laplace Space**

70 We show in Appendix A that the Laplace transform of the solution, indicated by an
 71 overbar, is given by

$$\bar{s}(r_D, z_D, p_D) = \frac{Qt}{4\pi K_r b} \left\{ \frac{2}{p_D} \frac{K_0(\phi_0)}{r_{wD}\phi_0 K_1(r_{wD}\phi_0) + \frac{C_{wD}}{2(l_D - d_D)} r_{wD}^2 \phi_0^2 K_0(r_{wD}\phi_0)} \right.$$

$$\left. + \frac{4}{p_D \pi (l_D - d_D)} \sum_{n=1}^{\infty} \frac{K_0(\phi_n) [\sin(n\pi l_D) - \sin(n\pi d_D)] \cos(n\pi z_D) / n}{r_{wD}\phi_n K_1(r_{wD}\phi_n) + \frac{C_{wD}}{2(l_D - d_D)} r_{wD}^2 \phi_n^2 K_0(r_{wD}\phi_n)} \right\} \quad (6)$$

72

73 where $r_D = r/b$, $z_D = z/b$, $p_D = pt$, $r_{wD} = r_w/r$, $C_{wD} = C_w / (\pi S_s r_w^2)$, $d_D = d/b$, $l_D = l/b$,

74 $\phi_n = \sqrt{p_D / t_s + \beta^2 n^2 \pi^2}$, $t_s = \alpha_s t / r^2$, $\alpha_s = K_r / S_s$ and $\beta = r_D K_D^{1/2}$, K_0 and K_1 being modified

75 Bessel functions of second kind and order zero and one, respectively. A corresponding solution

76 in the time domain $s(r_D, z_D, p_D)$, is obtained through numerical inversion of the Laplace

77 transform by means of an algorithm due to Crump [1976] as modified by de Hoog *et. al.* [1982].

78 Whereas standard inversion with respect to p is done over a time interval $[0, t]$, we do the

79 inversion with respect to p_D over a unit dimensionless time (corresponding to p_D^{-1}) interval

80 $[0, 1]$, regardless of what t_s is.

81 **Vertically Averaged Drawdown**

82 Drawdown in a piezometer or observation well that penetrates the aquifer between

83 dimensionless depths $z_{D1} = z_1/b$ and $z_{D2} = z_2/b$ at a dimensionless radial distance r_D from the

84 pumping well (Figure 1) is obtained by averaging the point drawdown over this interval

85 according to

$$\bar{s}_{z_{D2}-z_{D1}}(r_D, p_D) = \frac{1}{z_{D2} - z_{D1}} \int_{z_{D1}}^{z_{D2}} s(r_D, z_D, p_D) dz_D.$$

87 (7)

88 Substituting (6) into (7) and evaluating the integral gives

$$\begin{aligned}
 \bar{s}_{z_{D2}-z_{D1}}(r_D, p_D) = & \frac{Qt}{4\pi K_r b} \left\{ \frac{2}{p_D} \frac{K_0(\phi_0)}{r_{wD}\phi_0 K_1(r_{wD}\phi_0) + \frac{C_{wD}}{2(l_D-d_D)} r_{wD}^2 \phi_0^2 K_0(r_{wD}\phi_0)} \right. \\
 & \left. + \frac{4}{p_D \pi^2 (l_D-d_D)(z_{D2}-z_{D1})} \sum_{n=1}^{\infty} \frac{K_0(\phi_n) [\sin(n\pi l_D) - \sin(n\pi d_D)] [\sin(n\pi z_{D2}) - \sin(n\pi z_{D1})] / n^2}{r_{wD}\phi_n K_1(r_{wD}\phi_n) + \frac{C_{wD}}{2(l_D-d_D)} r_{wD}^2 \phi_n^2 K_0(r_{wD}\phi_n)} \right\} \quad (8)
 \end{aligned}$$

89 **Reduction to Solution of Papadopoulos and Cooper [1967]**

90 When the pumping well is fully penetrating $l_D = 1$, $d_D = 0$ and (6) reduces to the
 91 corresponding Laplace domain solution of *Papadopoulos and Cooper* [1967],
 92

$$\bar{s}(r_D, p_D) = \frac{Qt}{4\pi K_r b} \left\{ \frac{2}{p_D} \frac{K_0\left(\sqrt{\frac{p_D}{t_s}}\right)}{r_{wD}\sqrt{\frac{p_D}{t_s}} K_1\left(r_{wD}\sqrt{\frac{p_D}{t_s}}\right) + \frac{C_{wD}}{2} r_{wD}^2 \frac{p_D}{t_s} K_0\left(r_{wD}\sqrt{\frac{p_D}{t_s}}\right)} \right\} \quad (9)$$

93 **Reduction to Solution's of Yang et al. [2006], Hantush [1964] and Theis [1935]**

94 When the pumping well has finite diameter ($r_w \neq 0$) but negligible or no wellbore
 95 storage ($C_{wD} \rightarrow 0$), (6) reduces to the solution of *Yang et al.* [2006] in Laplace space,
 96

$$\begin{aligned}
 \bar{s}(r_D, z_D, p_D) = & \frac{Qt}{4\pi K_r b} \left\{ \frac{2}{p_D} \frac{K_0(\phi_0)}{r_{wD}\phi_0 K_1(r_{wD}\phi_0)} \right. \\
 & \left. + \frac{4}{p_D \pi (l_D-d_D)} \sum_{n=1}^{\infty} \frac{K_0(\phi_n) [\sin(n\pi l_D) - \sin(n\pi d_D)] \cos(n\pi z_D) / n}{r_{wD}\phi_n K_1(r_{wD}\phi_n)} \right\} \quad (10)
 \end{aligned}$$

97 When the pumping well has small diameter ($r_w \rightarrow 0$), (6) reduces to *Hantush's* [1964]
 98

99 solution in Laplace space due to the fact that $xK_1(x) \rightarrow 1$ and $x^2 K_0(x) \rightarrow 0$ as $x \rightarrow 0$,

$$\bar{s}(r_D, z_D, p_D) = \frac{Qt}{4\pi K_r b} \left\{ \frac{2}{p_D} K_0 \left(\sqrt{\frac{p_D}{t_s}} \right) + \frac{4}{p_D \pi} \sum_{n=1}^{\infty} \frac{K_0(\phi) [\sin(n\pi l_D) - \sin(n\pi d_D)] \cos(n\pi z_D)}{n(l_D - d_D)} \right\} \quad (11)$$

It is well established and easily verified that the latter in turn reduces to the *Theis* [1935] solution in Laplace space when the pumping well becomes fully penetrating ($d_D = 0, l_D = 1$),

$$\bar{s}(r_D, p_D) = \frac{Qt}{4\pi K_r b} \left\{ \frac{2}{p_D} K_0 \left(\sqrt{\frac{p_D}{t_s}} \right) \right\} \quad (12)$$

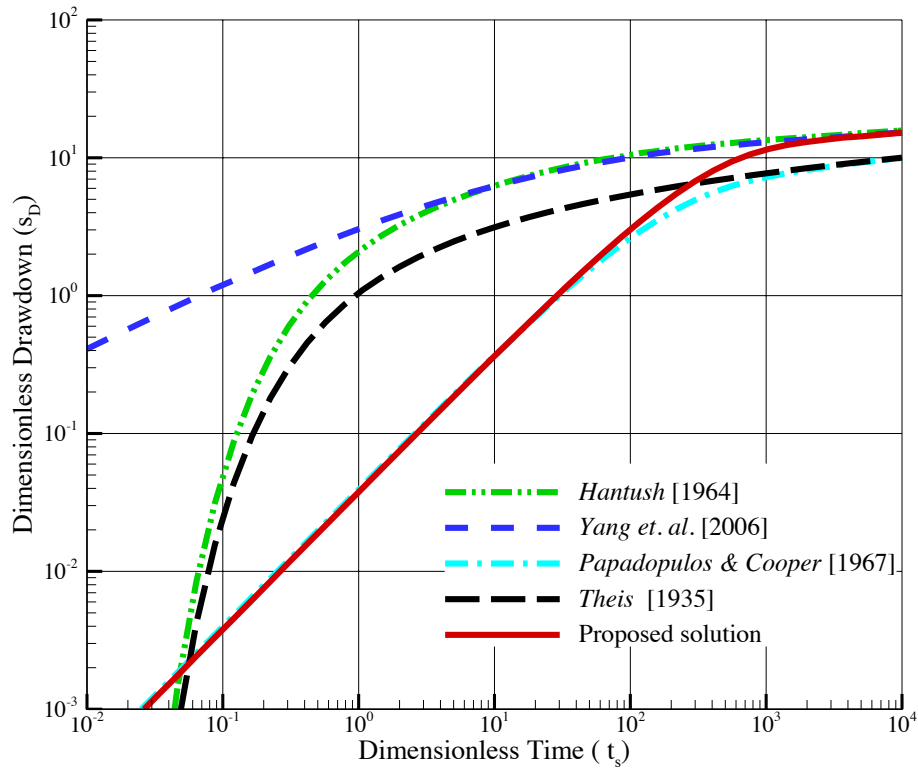
3. RESULTS AND DISCUSSION

To investigate the effect of partial penetration, wellbore storage and anisotropy on drawdown we consider a pumping well of dimensionless radius $r_w/b = 0.02$.

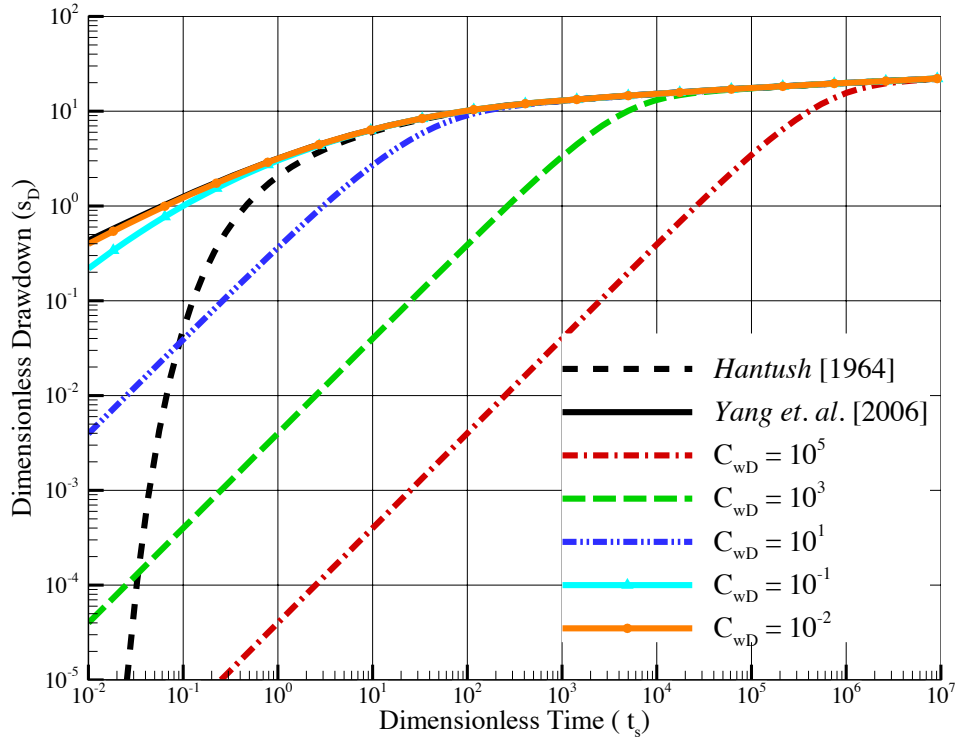
Drawdown in pumping well

We start by considering drawdown in a pumping well penetrating the upper half ($d_D = 0.0, l_D = 0.5$) of an isotropic aquifer with $K_D = 1.0$. Figure 2 compares the variation of dimensionless drawdown $s_D(r_D, z_D, t_s) = (4\pi K_r b / Q) s(r_D, z_D, t_s)$ in the pumping well with dimensionless time t_s using different analytical solutions when $C_{wD} = 1.0 \times 10^2$. At early time water is derived entirely from wellbore storage, rendering dimensionless drawdown linearly proportional to dimensionless time (forming a line with unit slope on log-log scale); our solution and that of *Papadopoulos and Cooper* [1967] reflect this clearly. Solutions that do not account for wellbore storage predict a much earlier rise in drawdown. Whereas the *Papadopoulos and Cooper* [1967] solution approaches that of *Theis* [1935] at later dimensionless time, ours approaches that of *Hantush* [1964] as the effects of finite radius and wellbore storage dissipate. The solution of *Yang et al.* [2006], which considers only the first effect, exhibits an earlier rise

120 in dimensionless drawdown than do any of the other solutions, eventually coinciding with that
121 of *Hantush* [1964]. Dimensionless drawdown in the pumping well at late dimensionless time
122 exceeds that predicted by solutions which ignore partial penetration.



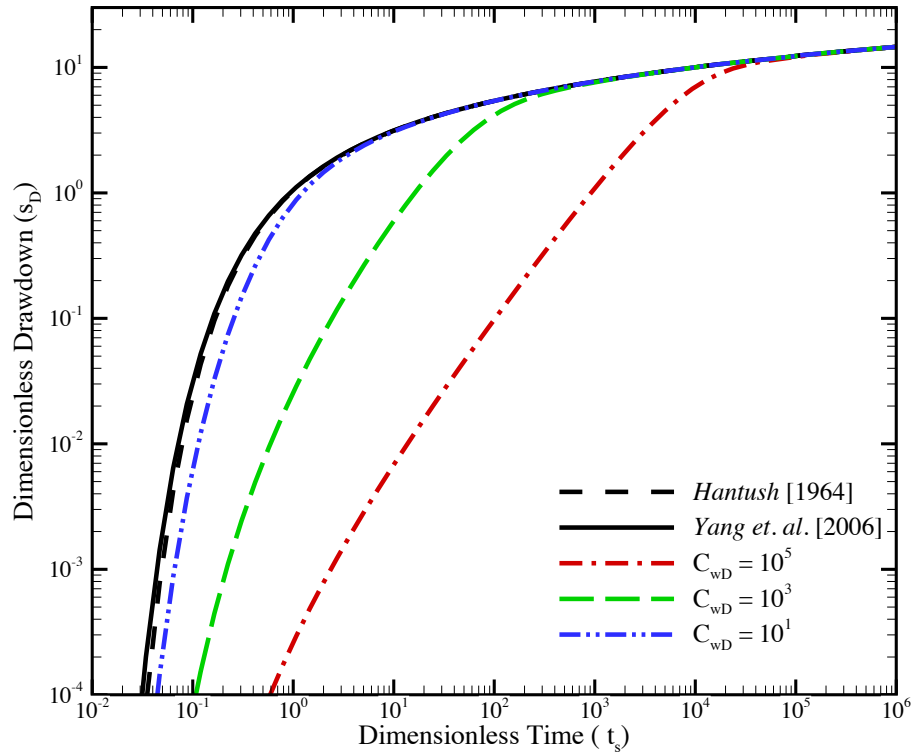
124 **Figure 2:** Dimensionless drawdown in pumping well versus dimensionless time, computed by
125 various analytical solutions when $C_{wD} = 1.0 \times 10^2$, $d_D = 0.0$, $l_D = 0.5$ and $K_D = 1.0$.



126

127 **Figure 3:** Dimensionless drawdown in pumping well versus dimensionless time for various
 128 values of dimensionless wellbore storage C_{wD} when $d_D = 0.0$, $l_D = 0.5$ and $K_D = 1.0$.

129 Figure 3 shows how dimensionless drawdown in the pumping well varies with
 130 dimensionless time t_s for different values of the dimensionless wellbore storage coefficient,
 131 C_{wD} . As with the solution of *Papadopoulos and Cooper* [1967], the larger is C_{wD} the longer does
 132 wellbore storage impact drawdown in the pumping well. As C_{wD} diminishes our solution
 133 approaches that of *Yang et.al* [2006].

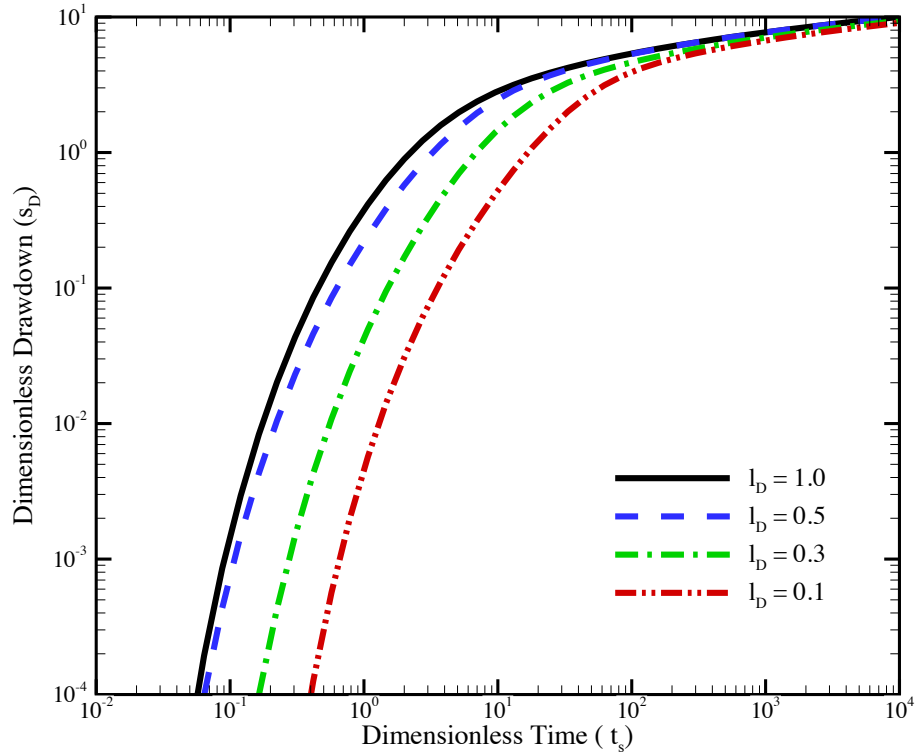


134

135 **Figure 4:** Dimensionless drawdown at $z_D = 0.5$ and $r_D = 0.2$ versus dimensionless time for
 136 various values of dimensionless wellbore storage C_{wD} when $l_D = 0.5$ and $K_D = 1.0$.

137 **Drawdown in piezometer**

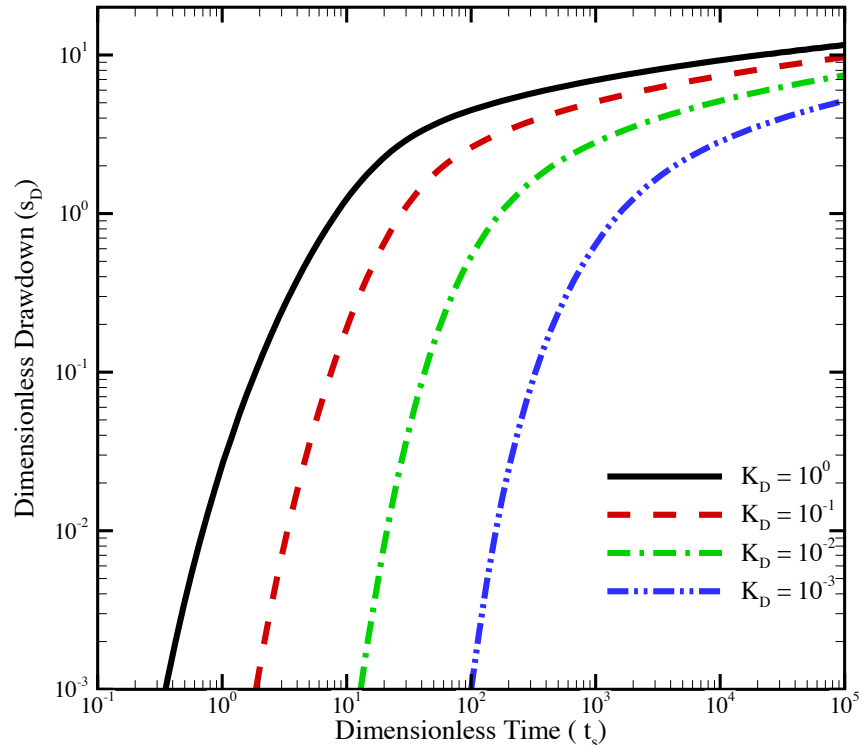
138 Figure 4 shows dimensionless time-drawdown variations at dimensionless radial
 139 distance $r_D = 0.2$ from the axis of the pumping well and dimensionless elevation $z_D = 0.5$
 140 (midway between the horizontal no-flow boundaries) for different values of C_{wD} under the
 141 above conditions. When C_{wD} is large, the early dimensionless time-drawdown curve on log-log
 142 scale is nearly linear with a unit slope, reflecting a strong effect of storage in the pumping well
 143 on early drawdown in a nearby piezometer. As C_{wD} diminishes this effect becomes less
 144 discernible, the curve becoming nonlinear and steeper. The curve tends asymptotically toward
 145 the solution of *Yang et al.* [2006], which in turn is very close to that of *Hantush* [1964] due to
 146 the small dimensionless radius we have assigned to the pumping well in our example.



147

148 **Figure 5:** Dimensionless drawdown at $z_D = 0.5$ and $r_D = 0.2$ versus dimensionless time for
 149 various screen lengths l_D when $C_{wD} = 1.0 \times 10^2$, $d_D = 0$ and $K_D = 1.0$.

150 Figure 5, corresponding to the case where $C_{wD} = 1.0 \times 10^2$, shows that dimensionless
 151 drawdown at $r_D = 0.2$ and $z_D = 0.5$ increases when the pumping well is extended to the aquifer
 152 bottom ($d_D = 0.0$, $l_D = 1.0$ below the observation point) but decreases when this well becomes
 153 shallower; a similar trend is reflected in the solution of *Hantush* [1964]. Reducing the ratio K_D
 154 between vertical and horizontal hydraulic conductivity in the case of a well that is shallower
 155 than the observation point ($d_D = 0.0$, $l_D = 0.25$) likewise causes dimensionless drawdown at this
 156 point to diminish (Figure 6).



157

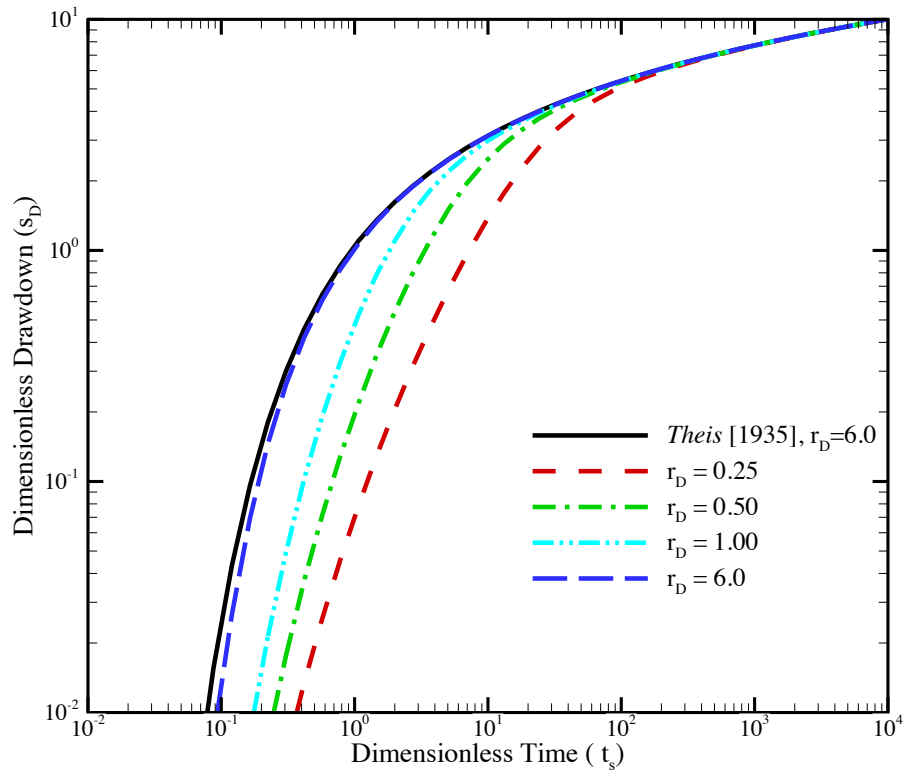
158 **Figure 6:** Dimensionless drawdown at $z_D = 0.5$ and $r_D = 0.2$ versus dimensionless time for
 159 various anisotropy ratios $K_D = K_z / K_r$ when $C_{wD} = 1.0 \times 10^2$, $d_D = 0.0$ and $l_D = 0.25$.

160 Figure 7 illustrates the impact of dimensionless radial distance from the pumping well
 161 on dimensionless time-drawdown at $z_D = 0.5$ when $d_D = 0.0$, $l_D = 0.25$, $K_D = 1$ and
 162 $C_{wD} = 1.0 \times 10^2$. As this distance increases the effects of both wellbore storage and partial
 163 penetration diminish, the dimensionless time-drawdown response in the aquifer approaching
 164 that predicted by *Theis* [1935].

165 **4. SUMMARY AND CONCLUSION**

166 A new analytical solution has been developed for a partially penetrating well of finite
 167 diameter with storage pumping at a constant rate from an anisotropic confined aquifer. Our
 168 solution unifies the solutions of *Papadopoulos and Cooper* [1967], *Hantush* [1964], *Theis*

169 [1935] and *Yang et.al.* [2006] by accounting simultaneously for aquifer anisotropy, partial
 170 penetration and wellbore storage capacity of the pumping well under confined conditions. We
 171 used our solution to explore all three effects. Reducing the anisotropy ratio $K_D = K_z / K_r$
 172 causes drawdown in the aquifer to decrease. Whereas the effect of partial penetration decreases
 173 with increasing distance from the pumping well, that of wellbore storage diminishes with
 174 distance and time.



175
 176 **Figure 7:** Dimensionless drawdown versus dimensionless time at $z_D = 0.5$ and various values
 177 of $r_D = r/b$ when $C_{wD} = 1.0 \times 10^3$, $d_D = 0.0$, $l_D = 0.25$ and $K_D = 1.0$.

178 **Appendix A: Laplace transformed drawdown**

179 Introducing a new variable $r' = r(K_z / K_r)^{1/2} = rK_D^{1/2}$ and taking Laplace transform of (1)

180 – (5) gives

$$181 \quad \frac{\partial^2 \bar{s}}{\partial r'^2} + \frac{1}{r'} \frac{\partial \bar{s}}{\partial r'} + \frac{\partial^2 \bar{s}}{\partial z^2} = \frac{S_s}{K_z} p \bar{s} \quad 0 \leq z < b \quad (A1)$$

182

183 subject to

$$184 \quad \bar{s}(\infty, z, p) = 0 \quad (A2)$$

185

$$186 \quad \frac{\partial \bar{s}}{\partial z} = 0 \quad \text{at } z = 0 \text{ \& } z = b \quad r > r_w \quad (A3)$$

$$187 \quad 2\pi(l-d)K_r r'_w \left(\frac{\partial \bar{s}}{\partial r'} \right)_{r'=r'_w} - C_w p \bar{s}_{r'=r'_w} = -\frac{Q}{p} \quad d < z < l \quad (A4)$$

$$188 \quad r'_w \left(\frac{\partial \bar{s}}{\partial r'} \right)_{r'=r'_w} = 0 \quad 0 < z < d \text{ \& } l < z < b \quad (A5)$$

189

190 Defining the finite cosine transform of $\bar{s}(r', z, p)$ as (Churchill, 1958, p.354-355)

$$191 \quad f_c \left\{ \bar{s}(r', z, p) \right\} = \bar{s}_c(r', n, p) = \int_0^b \bar{s}(r', z, p) \cos(n\pi z / b) dz \quad n = 0, 1, 2, \dots \quad (A6)$$

192 with inverse

$$193 \quad \bar{s}(r', z, p) = \frac{1}{b} \bar{s}_c(r', 0, p) + \frac{2}{b} \sum_{n=1}^{\infty} \bar{s}_c(r', n, p) \cos(n\pi z / b) \quad (A7)$$

194 implies that, by virtue of (A3),

$$195 \quad f_c \left\{ \frac{\partial^2 \bar{s}}{\partial z^2} \right\} = -\left(\frac{n\pi}{b} \right)^2 \bar{s}_c(r', n, p) + (-1)^n \left. \frac{\partial \bar{s}(r', z, p)}{\partial z} \right|_{z=b} - \left. \frac{\partial \bar{s}(r', z, p)}{\partial z} \right|_{z=0} = -\left(\frac{n\pi}{b} \right)^2 \bar{s}_c(r', n, p)$$

$$196 \quad (A7)$$

197 Hence finite cosine transformation of (A1) – (A5) leads to

$$198 \quad \frac{\partial^2 \bar{s}_c}{\partial r'^2} + \frac{1}{r'} \frac{\partial \bar{s}_c}{\partial r'} - \left[\frac{p}{K_z / S_s} + \left(\frac{n\pi}{b} \right)^2 \right] \bar{s}_c = 0 \quad (A8)$$

$$199 \quad \bar{s}_c(\infty, n, p) = 0 \quad (A9)$$

$$200 \quad 2\pi(l-d)K_r r'_w \left(\frac{\partial \bar{s}_c}{\partial r'} \right)_{r'=r'_w} - pC_w(\bar{s}_c)_{r'=r'_w} = -\frac{Q}{p} \int_d^l \cos(n\pi z/b) dz$$

$$= -\frac{Q}{p} (b/n\pi) [\sin(n\pi l/b) - \sin(n\pi d/b)]$$

$$201 \quad (A10)$$

202 The general solution of (A8) is

$$203 \quad \bar{s}_c(r', n, p) = AK_0(Nr') + BI_0(Nr') \quad (A11)$$

204 where $N^2 = \frac{p}{K_z / S_s} + (n\pi/b)^2$, I_0 and K_0 being modified Bessel functions of first and second

205 kind, respectively, and of zero order. By virtue of (A9) $B = 0$. Substituting this and (A11) into

206 (A10), noting that $\partial K_0(Nr') / \partial r' = -NK_1(Nr')$, solving for A and substituting back into (A11) yields

$$207 \quad \bar{s}_c(r', n, p) = \frac{Q}{p} \frac{(b/n\pi) [\sin(n\pi l/b) - \sin(n\pi d/b)]}{2\pi(l-d)K_r N r'_w K_1(Nr'_w) + pC_w K_0(Nr'_w)} K_0(Nr'). \quad (A12)$$

208 Noting that $\lim_{n \rightarrow 0} \left[l \frac{\sin(n\pi l/b)}{n\pi l/b} - d \frac{\sin(n\pi d/b)}{n\pi d/b} \right] = l - d$ one gets

$$209 \quad \bar{s}_c(r', 0, p) = \frac{Q}{p} \frac{K_0\left(r' \sqrt{\frac{p}{K_z / S_s}}\right)}{2\pi K_r r'_w \sqrt{\frac{p}{K_z / S_s}} K_1\left(r'_w \sqrt{\frac{p}{K_z / S_s}}\right) + \frac{pC_w}{(l-d)} K_0\left(r'_w \sqrt{\frac{p}{K_z / S_s}}\right)}. \quad (A13)$$

210 This allows obtaining the inverse Fourier cosine transform of (A12),

$$\begin{aligned}
\bar{s}(r', z, p) = & \frac{1}{b} \frac{Q}{K_r p} \frac{K_0 \left(r' \sqrt{\frac{p}{K_z / S_s}} \right)}{2\pi r'_w \sqrt{\frac{p}{K_z / S_s}} K_1 \left(r'_w \sqrt{\frac{p}{K_z / S_s}} \right) + \frac{p C_w}{K_r (l-d)} K_0 \left(r'_w \sqrt{\frac{p}{K_z / S_s}} \right)} \\
& + \frac{2}{b} \frac{Q}{K_r p} \sum_{n=1}^{\infty} \frac{(b/n\pi) [\sin(n\pi l/b) - \sin(n\pi d/b)]}{2\pi(l-d) N r'_w K_1(N r'_w) + \frac{p C_w}{K_r} K_0(N r'_w)} \cos(n\pi z/b) K_0(N r')
\end{aligned} \tag{A14}$$

212 Recalling that $r' = r K_D^{1/2}$ and rewriting (A14) in dimensionless form yields (6).

213 REFERENCES

214 Churchill, R.V. (1958), *Operational Mathematics*, 2nd edition, McGraw Hill, New York.

215 Crump, K. S. (1976), Numerical inversion of Laplace transforms using a Fourier series

216 approximation, *J. Assoc. Comput. Mach.*, vol.23, issue 1, 89–96.

217 de Hoog, F. R., J. H. Knight, and A. N. Stokes (1982), An improved method for numerical

218 inversion of Laplace transforms, *SIAM J. Sci. Stat. Comput.*, vol. 3 Issue 3, 357–366,

219 doi:10.1137/0903022.

220 Dougherty, D. E., and D. K. Babu (1984), Flow to a partially penetrating well in a double-

221 porosity reservoir, *Water Resour. Res.*, 20, 1116- 1122.

222 Hantush, M. S. (1964), Hydraulics of wells, *Adv. Hydrosci.*, 1, 281–442.

223 Kucuk, F., and W. E. Brigham (1979), Transient flow in elliptical systems, *Soc. Pet. Eng. J.*, 19,

224 401-410, doi:10.2118/7488-PA.

225 Mathias, S. A., and A. P. Butler (2007), Flow to a finite diameter well in a horizontally

226 anisotropic aquifer with wellbore storage, *Water Resour. Res.*, 43, W07501, doi:
227 10.1029/2006WR005839.

228 Moench, A. F. (1997), Flow to a well of finite diameter in a homogenous anisotropic water table
229 aquifer, *Water Resour. Res.*, 33, No.6, 1397- 1407.

230 Moench, A. F. (1998), Correction to “Flow to a well of finite diameter in a homogenous
231 anisotropic water table aquifer”, *Water Resour. Res.*, 34, No.9, 2431-2432.

232 Papadopoulos, I. S., and H. H. Cooper Jr. (1967), Drawdown in a well of large diameter, *Water*
233 *Resour. Res.*, 3(1), 241–244.

234 Theis, C. V. (1935), The relationship between the lowering of the piezometric surface and rate
235 and duration of discharge of a well using groundwater storage, *Eos Trans. AGU*, 16,
236 519–524.

237 Van Everdingen, A.F. and Hurst, W. (1949), The application of the Laplace transformation to
238 flow problems in reservoirs, *Trans AIME*, 186, 305-324.

239 Yang, S.-Y., H.-D. Yeh, and P.-Y. Chiu (2006), A closed form solution for constant flux
240 pumping in a well under partial penetration condition, *Water Resour. Res.*, 42, W05502,
241 doi:10.1029/2004WR003889.