

FURTHER PROPERTIES OF FREQUENTIST CONFIDENCE INTERVALS IN REGRESSION THAT UTILIZE UNCERTAIN PRIOR INFORMATION

Running title: CONFIDENCE INTERVALS AND PRIOR INFORMATION

PAUL KABAILA^{1*} AND KHAGESWOR GIRI²

La Trobe University and Victorian Department of Primary Industries

arXiv:1111.2113v3 [stat.ME] 2 Apr 2012

* Author to whom correspondence should be addressed.

1. Department of Mathematics and Statistics, La Trobe University, Victoria 3086, Australia. e-mail: P.Kabaila@latrobe.edu.au. Facsimile: +61 3 9479 2466. Telephone: +61 3 9479 2594.

2. Department of Primary Industries, 600 Sneydes Road Werribee, Victoria 3030, Australia. e-mail: khageswor.giri@dpi.vic.gov.au

Summary

Consider a linear regression model with n -dimensional response vector, regression parameter $\boldsymbol{\beta} = (\beta_1, \dots, \beta_p)$ and independent and identically $N(0, \sigma^2)$ distributed errors. Suppose that the parameter of interest is $\theta = \mathbf{a}^T \boldsymbol{\beta}$ where \mathbf{a} is a specified vector. Define the parameter $\tau = \mathbf{c}^T \boldsymbol{\beta} - t$ where \mathbf{c} and t are specified. Also suppose that we have uncertain prior information that $\tau = 0$. Part of our evaluation of a frequentist confidence interval for θ is the ratio (expected length of this confidence interval)/(expected length of standard $1 - \alpha$ confidence interval), which we call the scaled expected length of this interval. We say that a $1 - \alpha$ confidence interval for θ utilizes this uncertain prior information if (a) the scaled expected length of this interval is significantly less than 1 when $\tau = 0$, (b) the maximum value of the scaled expected length is not too much larger than 1 and (c) this confidence interval reverts to the standard $1 - \alpha$ confidence interval when the data happen to strongly contradict the prior information. Kabaila & Giri, 2009, *JSPI* present a new method for finding such a confidence interval. Let $\hat{\boldsymbol{\beta}}$ denote the least squares estimator of $\boldsymbol{\beta}$. Also let $\hat{\Theta} = \mathbf{a}^T \hat{\boldsymbol{\beta}}$ and $\hat{\tau} = \mathbf{c}^T \hat{\boldsymbol{\beta}} - t$. Using computations and new theoretical results, we show that the performance of this confidence interval improves as $|\text{Corr}(\hat{\Theta}, \hat{\tau})|$ increases and $n - p$ decreases.

Key words: frequentist confidence interval; prior information; linear regression.

1. Introduction

Hodges & Lehmann (1952), Bickel (1984) and Kempthorne (1983, 1987, 1988) present frameworks for the utilization of uncertain prior information (about the parameters of the model) in frequentist inference, mostly for point estimation. Such information can arise from previous experience with similar data sets and/or expert opinion and scientific background. We say that the confidence set \mathcal{C} is a $1 - \alpha$ confidence set for the parameter of interest θ if its infimum coverage probability is the specified value $1 - \alpha$. We assess such a confidence set by its scaled expected volume, defined to be the ratio (expected volume of \mathcal{C})/(expected volume of the standard $1 - \alpha$ confidence set). The first requirement of a $1 - \alpha$ confidence set that utilizes the uncertain prior information is that its scaled expected volume is significantly less than 1 when the prior information is correct (Kabaila, 2009).

Confidence sets that satisfy this first requirement can be classified into the following two groups. The first group consists of $1 - \alpha$ confidence sets with scaled expected volume that is less than or equal to 1 for all parameter values, so that these dominate the standard $1 - \alpha$ confidence set. Examples of such confidence sets are the Stein-type confidence interval for the normal variance (see e.g. Maata & Casella, 1990 and Goutis & Casella, 1991) and Stein-type confidence sets for the multivariate normal mean (see e.g. Stein, 1962, Berger, 1980, Casella & Hwang, 1983, Tseng & Brown, 1997, Efron, 2006 and Saleh, 2006). The second group consists of $1 - \alpha$ confidence sets that satisfy this first requirement, when dominance of the usual $1 - \alpha$ confidence set is not possible (the scaled expected volume must exceed 1 for some parameter values). This second group includes confidence intervals described by Pratt (1961), Brown et al (1995) and Puza & O'Neill (2006ab). This second group also includes $1 - \alpha$ confidence sets that satisfy the additional requirements that (a) the maximum (over the parameter space) of the scaled expected volume is not too much larger than 1 and (b) the confidence set reverts to the usual $1 - \alpha$ confidence set when the data happen to strongly contradict the prior information. Confidence intervals that utilize uncertain prior information and satisfy these additional requirements have been proposed by Farchione & Kabaila (2008) and Kabaila & Giri (2009). The purpose of the present paper is to analyse further interesting properties of the Kabaila & Giri (2009) confidence interval.

Consider the linear regression model $\mathbf{Y} = \mathbf{X}\boldsymbol{\beta} + \boldsymbol{\varepsilon}$, where Y is a random n -vector of responses, \mathbf{X} is a known $n \times p$ matrix with linearly independent columns,

$\boldsymbol{\beta} = (\beta_1, \dots, \beta_p)$ is an unknown parameter vector and $\varepsilon \sim N(0, \sigma^2 I_n)$ where σ^2 is an unknown positive parameter. Suppose that the parameter of interest is $\theta = \mathbf{a}^T \boldsymbol{\beta}$ where \mathbf{a} is specified p -vector ($\mathbf{a} \neq \mathbf{0}$). The inference of interest is a $1 - \alpha$ confidence interval for θ . Define the parameter $\tau = \mathbf{c}^T \boldsymbol{\beta} - t$ where the vector \mathbf{c} and the number t are specified and \mathbf{a} and \mathbf{c} are linearly independent. Also suppose that we have uncertain prior information that $\tau = 0$.

Part of our evaluation of a frequentist confidence interval for θ is the ratio

$$\frac{\text{(expected length of this confidence interval)}}{\text{(expected length of standard } 1 - \alpha \text{ confidence interval)'}}$$

where the standard $1 - \alpha$ confidence interval is obtained by fitting the full model to the data. We call this ratio the scaled expected length of this confidence interval. We say that a $1 - \alpha$ confidence interval for θ utilizes this uncertain prior information if the following three conditions hold. The first condition is that the scaled expected length of this interval is significantly less than 1 when $\tau = 0$. The strong admissibility of the standard $1 - \alpha$ confidence interval, as proved by Kabaila, Giri & Leeb (2010), implies that the maximum (over the parameter space) of the scaled expected length of this interval must be greater than 1. The second condition is that this maximum is not too much larger than 1. The third condition is that this confidence interval reverts to the standard $1 - \alpha$ confidence interval when the data happen to strongly contradict the uncertain prior information that $\tau = 0$.

Kabaila and Giri (2009) present a new method for finding such a confidence interval. For convenience, we refer to the confidence interval found by this method as the KG confidence interval. This method is described briefly in the next section. Let $\hat{\boldsymbol{\beta}}$ denote the least squares estimator of $\boldsymbol{\beta}$. Also let $\hat{\Theta}$ denote $\mathbf{a}^T \hat{\boldsymbol{\beta}}$ and $\hat{\tau}$ denote $\mathbf{c}^T \hat{\boldsymbol{\beta}} - t$. We elucidate the dependence of the properties of this confidence interval on $\text{Corr}(\hat{\Theta}, \hat{\tau})$ and $n - p$. Note that $\text{Corr}(\hat{\Theta}, \hat{\tau})$ is determined by \mathbf{a} , \mathbf{c} and \mathbf{X} , so that it does not depend on the unknown parameters $\boldsymbol{\beta}$ and σ^2 .

In Section 3, we consider the dependence of these properties on $n - p$, when $\text{Corr}(\hat{\Theta}, \hat{\tau}) = 0$. We prove that the KG confidence interval is centred at $\hat{\Theta}$ and is equi-tailed. Using computations and a new theoretical result, we show that that the KG confidence interval (a) utilizes the uncertain prior information for small $n - p$ and (b) loses the ability to utilize this uncertain prior information as $n - p$ increases. Let $\hat{\sigma}^2$ denote the usual unbiased estimator of σ^2 , obtained by fitting the full model. Our explanation for this finding is that when $\text{Corr}(\hat{\Theta}, \hat{\tau}) = 0$, the ability of the KG

confidence interval to utilize the uncertain prior information comes from the ability to estimate σ^2 with greater accuracy than by using $\hat{\sigma}^2$, particularly when $n - p$ is small.

In Section 4, we consider the dependence of the properties of the KG interval on $n - p$, when $\text{Corr}(\hat{\Theta}, \hat{\tau}) \neq 0$. We show, through computational results, that the KG confidence interval utilizes the uncertain prior information irrespective of how large $n - p$ is, with increasing ability to do so when $|\text{Corr}(\hat{\Theta}, \hat{\tau})|$ is large. Our interpretation of this finding is that $\text{Corr}(\hat{\Theta}, \hat{\tau}) \neq 0$ provides another source of the ability to utilize the uncertain prior information.

Our overall conclusion is that there are two sources for the ability of a $1 - \alpha$ confidence interval for θ to utilize the uncertain prior information. The first of these sources is a non-zero $\text{Corr}(\hat{\Theta}, \hat{\tau})$. The second of these sources is the ability, for small and medium $n - p$, to estimate σ^2 with more accuracy. The performance of the KG confidence interval improves as $|\text{Corr}(\hat{\Theta}, \hat{\tau})|$ increases and $n - p$ decreases.

The scaled expected length of the KG interval is a function of the parameter $\gamma = \tau / \sqrt{\text{Var}(\hat{\tau})}$. Figure 2 is a plot of the squared scaled expected length (which is an even function of γ) as a function of γ for this interval, with tuning parameter $\xi = 0.15$, for the case that $\text{Corr}(\hat{\Theta}, \hat{\tau}) = 0.8165$, $n - p = 1$ and $1 - \alpha = 0.95$. When the prior information is correct (i.e. when $\gamma = 0$), we gain a great deal since the squared scaled expected length is 0.6960. The maximum value of the squared scaled expected length is only 1.0626. This confidence interval reverts to the standard $1 - \alpha$ confidence interval when the data strongly contradict the uncertain prior information that $\tau = 0$. This is reflected by the fact that the squared scaled expected length converges to 1 as $\gamma \rightarrow \infty$.

2. Description of the confidence interval of Kabaila & Giri (2009)

Let $v_{11} = \text{Var}(\hat{\Theta})/\sigma^2$, $v_{22} = \text{Var}(\hat{\tau})/\sigma^2$ and $v_{12} = \text{Cov}(\hat{\Theta}, \hat{\tau})/\sigma^2$. The standard $1 - \alpha$ confidence interval for θ is $I = [\hat{\Theta} - t(n - p)\sqrt{v_{11}}\hat{\sigma}, \hat{\Theta} + t(n - p)\sqrt{v_{11}}\hat{\sigma}]$, where the quantile $t(m)$ is defined by $P(-t(m) \leq T \leq t(m)) = 1 - \alpha$ for $T \sim t_m$ and $\hat{\sigma}^2 = (\mathbf{Y} - \mathbf{X}\hat{\beta})^T(\mathbf{Y} - \mathbf{X}\hat{\beta})/(n - p)$.

Henceforth, suppose that $b : \mathbb{R} \rightarrow \mathbb{R}$ is an odd function and $s : [0, \infty) \rightarrow (0, \infty)$ are measurable functions. We use the notation $[\tilde{a} \pm \tilde{b}]$ for the interval $[\tilde{a} - \tilde{b}, \tilde{a} + \tilde{b}]$ ($\tilde{b} > 0$). For each b and s , define the following confidence interval for θ

$$J(b, s) = \left[\hat{\Theta} - \sqrt{v_{11}}\hat{\sigma} b\left(\frac{\hat{\tau}}{\hat{\sigma}\sqrt{v_{22}}}\right) \pm \sqrt{v_{11}}\hat{\sigma} s\left(\frac{|\hat{\tau}|}{\hat{\sigma}\sqrt{v_{22}}}\right) \right].$$

Let $\gamma = \tau/\sqrt{\text{Var}(\hat{\tau})} = \tau/(\sigma\sqrt{v_{22}})$ and $\rho = \text{Corr}(\hat{\Theta}, \hat{\tau}) = v_{12}/\sqrt{v_{11}v_{22}}$. Note that $\rho = (\mathbf{a}^T(\mathbf{X}^T\mathbf{X})^{-1}\mathbf{c})/\sqrt{\mathbf{a}^T(\mathbf{X}^T\mathbf{X})^{-1}\mathbf{a}\mathbf{c}^T(\mathbf{X}^T\mathbf{X})^{-1}\mathbf{c}}$ and so does not depend on the unknown parameters $\boldsymbol{\beta}$ and σ^2 . For given (b, s, ρ) , the coverage probability $P(\theta \in J(b, s))$ is an even function of γ , which we denote by $c(\gamma; b, s, \rho)$. The scaled expected length of $J(b, s)$ is (expected length of $J(b, s)$)/(expected length of I) and is an even function of γ for given s , which we denote by $e(\gamma; s)$.

Define the class \mathcal{B} to consist of the odd functions $b : \mathbb{R} \rightarrow \mathbb{R}$ that satisfy $b(x) = 0$ for all $|x| \geq d$, where d is a (sufficiently large) specified positive number. Also define the class \mathcal{S} to consist of the functions $s : [0, \infty) \rightarrow (0, \infty)$, where $s(x) = t(n - p)$ for all $x \geq d$. Stated briefly, we find the $1 - \alpha$ confidence interval for θ that utilizes the uncertain prior information that $\tau = 0$ as follows. Find smooth functions $b \in \mathcal{B}$ and $s \in \mathcal{S}$ such that (a) the minimum of $c(\gamma; b, s, \rho)$ over γ is $1 - \alpha$ and (b)

$$\xi \int_{-\infty}^{\infty} (e(\gamma; s) - 1) d\gamma + (e(0; s) - 1) \quad (1)$$

is minimized, where ξ is a specified nonnegative tuning parameter. The larger the value of ξ , the smaller the relative weight given to minimizing $e(\gamma; s)$ for $\gamma = 0$, as opposed to minimizing $e(\gamma; s)$ for other values of γ . Since we require that $b \in \mathcal{B}$ and $s \in \mathcal{S}$, this confidence interval reverts to the standard $1 - \alpha$ confidence interval I when the data happen to strongly contradict the uncertain prior information that $\tau = 0$. The tuning parameter ξ and the functions b and s are chosen by the statistician *prior* to looking at the observed response vector \mathbf{y} . Further details of the method used to make this choice are provided in Appendix A.

Example 1 (2^3 factorial experiment without replication)

Consider a 2^3 factorial experiment without replication. Let Y denote the response and let x_1, x_2 and x_3 denote the coded levels for each of the 3 factors, where the coded level takes either the value -1 or 1 . We will assume the model

$$Y = \beta_0 + \beta_1x_1 + \beta_2x_2 + \beta_3x_3 + \beta_{12}x_1x_2 + \beta_{13}x_1x_3 + \beta_{23}x_2x_3 + \beta_{123}x_1x_2x_3 + \varepsilon$$

where $\beta_0, \beta_1, \beta_2, \beta_3, \beta_{12}, \beta_{13}, \beta_{23}, \beta_{123}$ are unknown parameters and $\varepsilon \sim N(0, \sigma^2)$, where σ^2 is an unknown positive parameter.

For factorial experiments it is commonly believed that higher order interactions are negligible (see e.g. Mead (1988, p.368) and Hinkelman & Kempthorne (1994, p.350)). Indeed, this type of belief is the basis for the design of fractional factorial experiments. Suppose that $\beta_{123} = 0$ and that we have uncertain prior information that β_{12}, β_{13} and β_{23} are all zero. Thus $n - p = 1$. We consider the particular

case that the parameter of interest θ is the contrast $(E(Y) \text{ for } (x_1, x_2, x_3) = (1, -1, -1)) - (E(Y) \text{ for } (x_1, x_2, x_3) = (1, -1, 1))$. In other words, $\theta = 2\beta_{123} - 2\beta_{13} + 2\beta_{23} - 2\beta_3$. Since we assume that $\beta_{123} = 0$, $\theta = -2\beta_{13} + 2\beta_{23} - 2\beta_3$.

Let $\tau = \beta_{23} - \beta_{13}$. The uncertain prior information that β_{12} , β_{13} and β_{23} are all zero implies the uncertain prior information that $\tau = 0$. Note that $\text{Corr}(\hat{\Theta}, \hat{\tau}) = \sqrt{2/3} = 0.816496$. Figure 1 is a plot of the functions b and s for the KG $1 - \alpha$ confidence interval for θ when $\text{Corr}(\hat{\Theta}, \hat{\tau}) = 0.816496$, $n - p = 1$, $1 - \alpha = 0.95$, $\xi = 0.15$, $d = 40$, the knots of the cubic spline b (in the interval $[0, d]$) at 0, 15, 18, 21, 24, 27, 30, 40 and the knots of the cubic spline s (in the interval $[0, d]$) at 0, 3, 6, 9, 12, 15, 30, 40. To an excellent approximation, the coverage probability of this confidence interval is 0.95 for all γ . The minimum coverage probability of this confidence interval is 0.94992. Figure 2 is a plot of the squared scaled expected length of this confidence interval as a function of γ . When the prior information is correct (i.e. when $\gamma = 0$), we gain a great deal since the squared scaled expected length is 0.6960. For γ larger than 15, the squared scaled expected length is a decreasing function and approaches 1 as $\gamma \rightarrow \infty$.

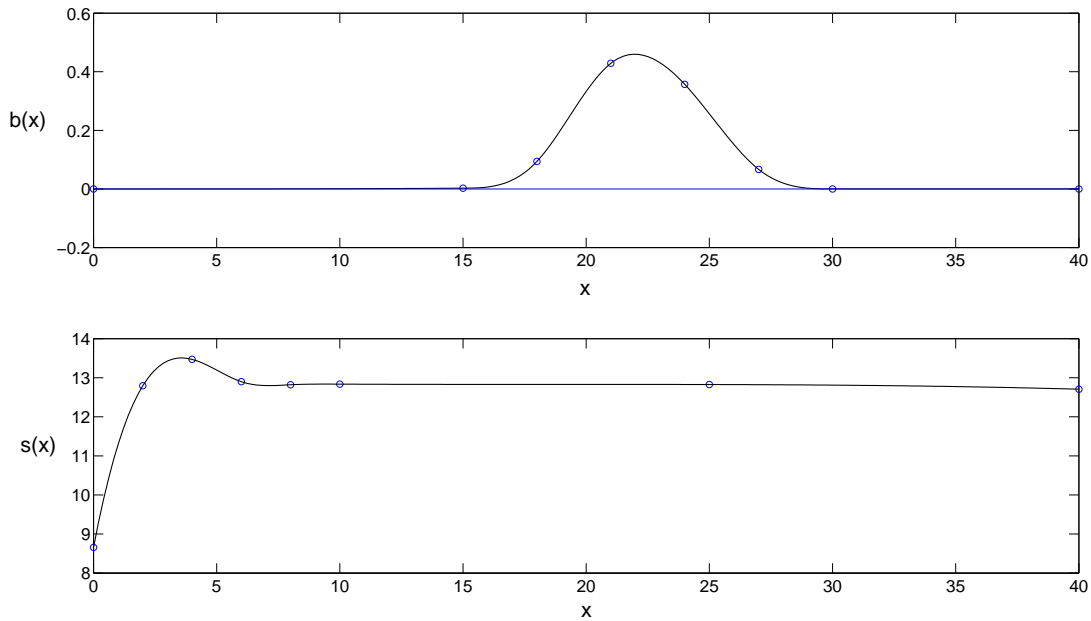


Figure 1: Plots of the functions b and s for the KG $1 - \alpha$ confidence interval for θ when $\text{Corr}(\hat{\Theta}, \hat{\tau}) = 0.816496$, $n - p = 1$, $1 - \alpha = 0.95$, $\xi = 0.15$, $d = 40$ and the knots of the cubic splines b and s (in the interval $[0, d]$) are at 0, 15, 18, 21, 24, 27, 30, 40 and at 0, 2, 4, 6, 8, 10, 25, 40, respectively.

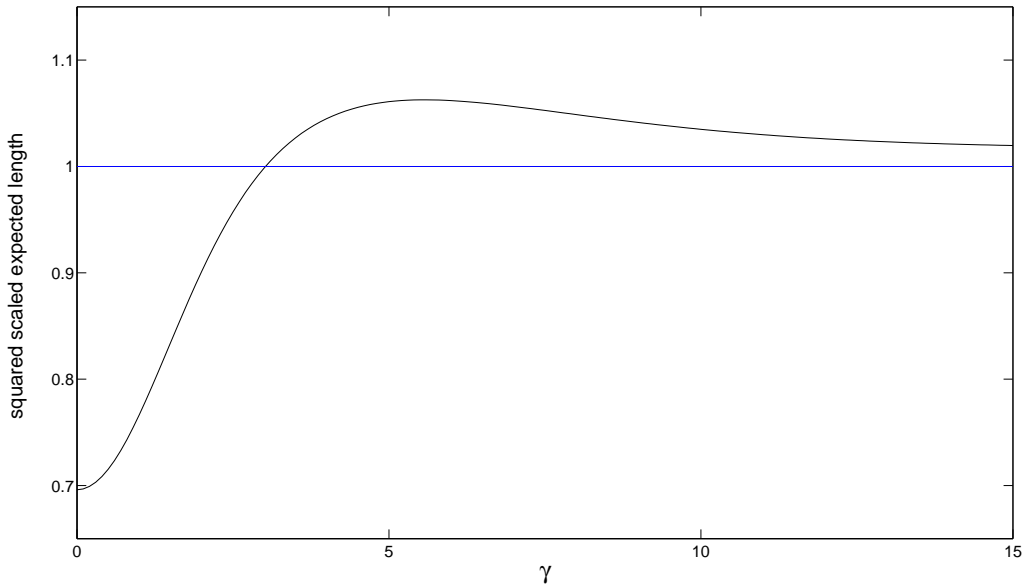


Figure 2: Plot of the squared scaled expected length $e^2(\gamma; s)$ (as a function of $\gamma = \tau/(\sigma\sqrt{v_{22}})$) for the KG $1 - \alpha$ confidence interval for θ when $\text{Corr}(\hat{\Theta}, \hat{\tau}) = 0.816496$, $n - p = 1$, $1 - \alpha = 0.95$, $\xi = 0.15$, $d = 40$ and the knots of the cubic splines b and s (in the interval $[0, d]$) are at $0, 15, 18, 21, 24, 27, 30, 40$ and at $0, 2, 4, 6, 8, 10, 25, 40$, respectively.

3. Performance of the KG interval for $\text{Corr}(\hat{\Theta}, \hat{\tau}) = 0$

In this section we consider the case that $\text{Corr}(\hat{\Theta}, \hat{\tau}) = 0$. For notational convenience, we use $b \equiv 0$ to denote the function $b : \mathbb{R} \rightarrow \mathbb{R}$ satisfying $b(x) = 0$ for all $x \in \mathbb{R}$. Corollary 1 (stated later in this section) shows that choosing $b \equiv 0$ does not lead to any loss in the performance of the KG confidence interval for θ . We therefore make the restriction that $b \equiv 0$. This implies that the KG confidence interval has the form

$$\left[\hat{\Theta} \pm \sqrt{v_{11}} \hat{\sigma} s \left(\frac{|\hat{\tau}|}{\hat{\sigma} \sqrt{v_{22}}} \right) \right], \quad (2)$$

so that it is centred at $\hat{\Theta}$. Theorem 2 shows that the resulting KG confidence interval is equi-tailed. As illustrated by Figure 3, computations show that the performance of this confidence interval is good when $n - p$ is small, but degrades as $n - p$ increases and disappears as $n - p \rightarrow \infty$.

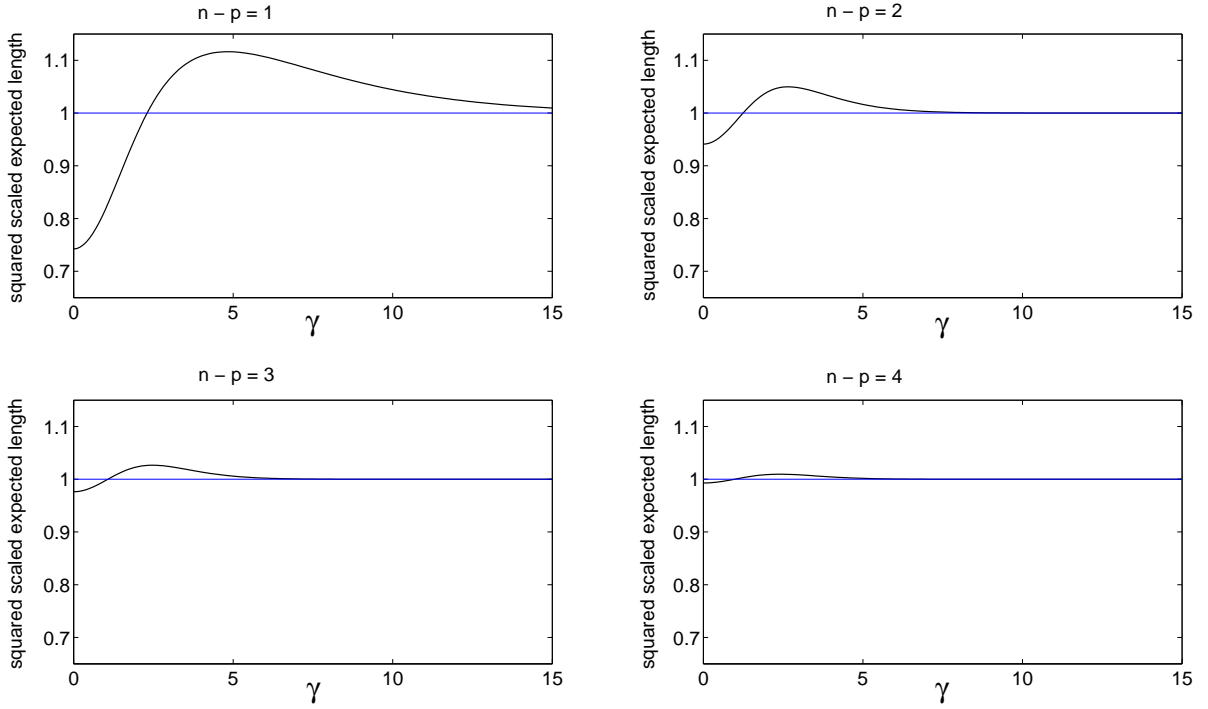


Figure 3: Plots of the squared scaled expected length $e^2(\gamma; s)$ (as a function of $\gamma = \tau/(\sigma\sqrt{v_{22}})$) for the KG $1 - \alpha$ confidence interval for θ when $\text{Corr}(\hat{\Theta}, \hat{\tau}) = 0$, $1 - \alpha = 0.95$, $\xi = 0.15$, $b \equiv 0$, $d = 12$ and the knots of the cubic spline s (in the interval $[0, d]$) are at $0, 1.5, 3, 4.5, 6, 7.5, 9, 10.5, 12$. The values of $n - p$ are 1, 2, 3 and 4.

Theorem 3 proves the truth of this computational finding. The explanation for this finding is that when $\text{Corr}(\hat{\Theta}, \hat{\tau}) = 0$, the ability of the KG confidence interval to utilize the uncertain prior information comes from the ability to estimate σ^2 with greater accuracy than by using $\hat{\sigma}^2$. This ability is significant when $n - p$ is small, but decreases as $n - p$ increases and disappears as $n - p \rightarrow \infty$.

The following theorem shows that for fixed function s , the coverage probability of the confidence interval $J(b, s)$ is maximized by setting $b \equiv 0$.

Theorem 1. *Suppose that $\text{Corr}(\hat{\Theta}, \hat{\tau}) = 0$ and that the function $s \in \mathcal{S}$ is given. For each $\gamma \in \mathbb{R}$, the coverage probability $c(\gamma; b, s, \rho)$ is maximized with respect to the function $b \in \mathcal{B}$, by setting $b \equiv 0$.*

This theorem is proved in Appendix C. The following result, which is a corollary of Theorem 1, shows that choosing $b \equiv 0$ does not lead to any loss in the performance of the KG confidence interval.

Corollary 1. *Suppose that $\text{Corr}(\hat{\Theta}, \hat{\tau}) = 0$. Suppose that \mathcal{B}^* is a subset of \mathcal{B} that includes the function $b \equiv 0$. Also suppose that \mathcal{S}^* is a subset of \mathcal{S} . The infimum over $(b, s) \in \mathcal{B}^* \times \mathcal{S}^*$ of (1), subject to the coverage constraint*

$$c(\gamma; b, s, \rho) \geq 1 - \alpha \quad \text{for all } \gamma \in \mathbb{R}, \quad (3)$$

is equal to the infimum over $s \in \mathcal{S}^$ of (1), subject to this constraint, when $b \equiv 0$.*

This corollary is proved in Appendix D.

The following theorem implies that if $b \equiv 0$ then the KG confidence interval is equi-tailed.

Theorem 2. *Suppose that $\text{Corr}(\hat{\Theta}, \hat{\tau}) = 0$ and that $b \equiv 0$. Then the confidence interval $J(b, s)$ for θ is equi-tailed.*

This theorem is proved in Appendix E. The following theorem shows that the performance of this confidence interval degrades as $n - p$ increases and disappears as $n - p \rightarrow \infty$.

Theorem 3. *Suppose that $\text{Corr}(\hat{\Theta}, \hat{\tau}) = 0$ and that $b \equiv 0$. Define*

$$\tilde{\mathcal{S}} = \{s \in \mathcal{S} : c(\gamma; b, s, \rho) \geq 1 - \alpha \text{ for all } \gamma\}.$$

Then

$$\inf_{s \in \tilde{\mathcal{S}}} e(\gamma = 0; s) \geq 1 - \eta_{n-p}$$

where $\{\eta_m\}$ is a sequence of positive numbers converging to 0 as $m \rightarrow \infty$.

This theorem is proved in Appendix F. Although lengthy, this proof is quite straightforward and elementary.

4. Performance of the KG interval for $\text{Corr}(\hat{\Theta}, \hat{\tau}) \neq 0$

In this section we consider the case that $\rho = \text{Corr}(\hat{\Theta}, \hat{\tau}) \neq 0$. For $n - p$ large, $\hat{\sigma}^2$ estimates σ^2 with great accuracy and so the ability of the KG confidence interval to utilize the uncertain prior information does not come from the estimation of σ^2 with more accuracy. This ability comes instead from the correlation between $\hat{\Theta}$ and $\hat{\tau}$. The computational results shown in Figure 4 for $n - p = 200$ illustrate this point well. For ease of comparison, Figures 2, 3 and 4 have the same limits on their horizontal and vertical axes.

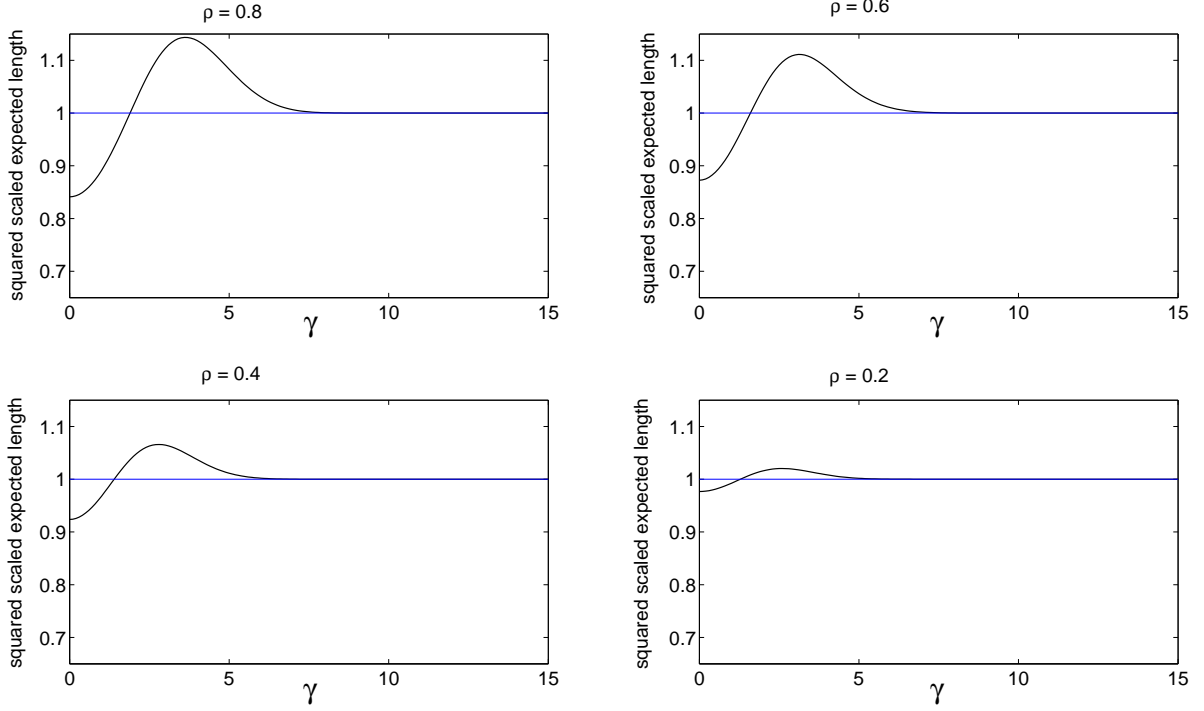


Figure 4: Plots of the squared scaled expected length $e^2(\gamma; s)$ (as a function of $\gamma = \tau/(\sigma\sqrt{v_{22}})$) for the KG $1 - \alpha$ confidence interval for θ when $n - p = 200$, $1 - \alpha = 0.95$, $\xi = 0.15$, $d = 6$ and the knots of the cubic splines b and s (in the interval $[0, d]$) are at $0, 1, 2, 3, 4, 5, 6$. The values of $\rho = \text{Corr}(\hat{\Theta}, \hat{\tau})$ are $0.8, 0.6, 0.4$ and 0.2 .

5. Remarks

Remark 5.1 It might be hoped that a confidence interval constructed in the following way will be able to utilize this uncertain prior information. Carry out a preliminary test of the null hypothesis that $\tau = 0$ against the alternative hypothesis that $\tau \neq 0$. If this null hypothesis is rejected then we use the standard $1 - \alpha$ confidence interval for θ . If, on the other hand, this null hypothesis is accepted then we use the standard $1 - \alpha$ confidence interval for θ , assuming that $\tau = 0$. We call this the naive $1 - \alpha$ confidence interval for θ . A computationally-convenient formula for the coverage probability of this confidence interval is given in Theorem 3 of Kabaila & Giri (2009b). The minimum coverage probability of this confidence interval can be far below $1 - \alpha$. Kabaila (1998) increases the half-width of this confidence interval, when this null hypothesis is accepted, by the smallest possible value such that the adjusted interval has minimum coverage $1 - \alpha$. He shows that such confidence intervals can utilize the uncertain prior information that $\tau = 0$ when $n - p$ is small. However,

this adjusted confidence interval has the disadvantages that (a) it is obtained by an ad hoc adjustment, (b) there may be far better adjustments and (c) the endpoints of this interval are discontinuous functions of the data. Kabaila & Giri (2009a) motivate the confidence interval analysed in the present paper by greatly “loosening up” up the form of the naive $1 - \alpha$ confidence interval for θ .

Remark 5.2 If we knew (with certainty) that $\tau = 0$ then the centre of the confidence interval for θ would be

$$\hat{\Theta} - \sqrt{v_{11}} \hat{\sigma} b \left(\frac{\hat{\tau}}{\hat{\sigma} \sqrt{v_{22}}} \right), \quad (4)$$

where $b(x) = \rho x$. This fact provides a hint that the following results may be true:

(R1) If $\rho = 0$ then there is no loss in the performance of the KG interval if we make the additional constraint that $b \equiv 0$.

(R2) If $\rho > 0$ then there is no loss in the performance of the KG interval if we make the additional constraint that $b \geq 0$ for all $x > 0$.

(R3) If $\rho < 0$ then there is no loss in the performance of the KG interval if we make the additional constraint that $b \leq 0$ for all $x > 0$.

As stated in Section 3 and proved in Appendix C, the result (R1) is true. Very extensive numerical computations carried out by the authors suggest that the results (R2) and (R3) are also true. For example, the top panel of Figure 1 of the present paper and the top panel of Figure 2 of Kabaila & Giri (2009a) are consistent with the results (R2) and (R3), respectively. This strongly suggests that, for all possible data values, the centre of the KG interval cannot be obtained by a shift from $\hat{\Theta}$ in the opposite direction to (4).

Remark 5.3 Suppose that we wish to construct an *equi-tailed* $1 - \alpha$ confidence interval for θ that utilizes the available uncertain prior information. As the following two examples show, consideration of the case that $\text{Corr}(\hat{\Theta}, \hat{\tau}) = 0$ provides us with a method of constructing such a confidence interval in the context of certain types of prior information.

Example 2 (2^3 factorial experiment without replication, equi-tailed confidence interval for θ)

Consider the same model, uncertain prior information and parameter of interest θ as delineated in the first two paragraphs of the description of Example 1. Suppose that

we wish to find an *equi-tailed* $1 - \alpha$ confidence interval for θ that utilizes this prior information. We find such a confidence interval by letting $\tau = \beta_{12}$. This uncertain prior information implies the uncertain prior information that $\tau = 0$. Note that $\text{Corr}(\hat{\Theta}, \hat{\tau}) = 0$, so that we can obtain the performance depicted in the top left-hand plot of Figure 3.

Example 3 (prior information about a 2-dimensional parameter vector, equi-tailed confidence interval for θ)

Consider the model and parameter of interest θ described in the Introduction. Suppose that $p > 2$ and $n - p$ is small. Let the 2-dimensional parameter vector $\boldsymbol{\psi}$ be defined to be $\mathbf{C}^T \boldsymbol{\beta} - \mathbf{t}$, where \mathbf{C} is a specified $p \times 2$ matrix with linearly independent columns and \mathbf{t} is a specified 2-vector. Suppose that \mathbf{a} does not belong to the linear subspace spanned by the columns of \mathbf{C} . Also suppose that previous experience with similar data sets and/or expert opinion and scientific background suggest that $\boldsymbol{\psi} = \mathbf{0}$. In other words, suppose that we have uncertain prior information that $\boldsymbol{\psi} = \mathbf{0}$. Let $\hat{\Psi} = \mathbf{C}^T \hat{\boldsymbol{\beta}} - \mathbf{t}$.

Suppose that our aim is to find an *equi-tailed* $1 - \alpha$ confidence interval for θ that utilizes this uncertain prior information. If $\text{Cov}(\hat{\Theta}, \hat{\Psi}_i) = 0$ then we can find such a confidence interval by letting $\tau = \psi_i$ ($i = 1, 2$). If, on the other hand, $\text{Cov}(\hat{\Theta}, \hat{\Psi}_1) \neq 0$ and $\text{Cov}(\hat{\Theta}, \hat{\Psi}_2) \neq 0$ then we can find such a confidence interval by letting

$$\tau = \psi_1 - \frac{\text{Cov}(\hat{\Theta}, \hat{\Psi}_1)}{\text{Cov}(\hat{\Theta}, \hat{\Psi}_2)} \psi_2$$

and noting that $\text{Corr}(\hat{\Theta}, \hat{\tau}) = 0$, where

$$\hat{\tau} = \hat{\Psi}_1 - \frac{\text{Cov}(\hat{\Theta}, \hat{\Psi}_1)}{\text{Cov}(\hat{\Theta}, \hat{\Psi}_2)} \hat{\Psi}_2.$$

Remark 5.4 As stated in Appendix A, we have chosen the functions b and s to be cubic splines in the interval $[0, d]$. Other choices of parametric forms for these functions are also possible. For example, one could choose these functions to be piecewise cubic Hermite interpolating polynomials in this interval.

Remark 5.5 Instead of minimizing the criterion (1) (subject to the coverage constraint) one could minimize the following criterion (subject to the same coverage constraint)

$$\xi \int_{-\infty}^{\infty} (e(\gamma; s) - 1) d\gamma + \int_{-\infty}^{\infty} (e(\gamma; s) - 1) \phi(\gamma; v) d\gamma \quad (5)$$

where $\phi(\gamma; v)$ denotes the $N(0, v^2)$ probability density function and v is a small positive number. However, we expect that the use of (5) as an objective function will lead to confidence intervals that are close to the corresponding confidence intervals obtained by using (1) as the objective function.

Remark 5.6 Instead of minimizing the criterion (1), subject to the coverage constraint, we may proceed as follows. We minimize $e(\gamma = 0; s)$, subject to both this coverage constraint and the constraint that $\max_{\gamma} e(\gamma; s) \leq \ell$, where ℓ is specified number satisfying $\ell > 1$. Theorems 1, 2 and 3 are relevant to this procedure. Also, the obvious analogue of Corollary 1 holds for this procedure. The performance of the confidence interval that results from this procedure improves as $|\text{Corr}(\hat{\Theta}, \hat{\tau})|$ increases and $n - p$ decreases. Figure 5 shows the performance of the confidence interval resulting from this procedure when $\text{Corr}(\hat{\Theta}, \hat{\tau}) = 0.816496$, $n - p = 1$, $1 - \alpha = 0.95$ and $\ell = 1.0308$, so that $\max_{\gamma} e(\gamma; s)$ is the same as in Figure 2.

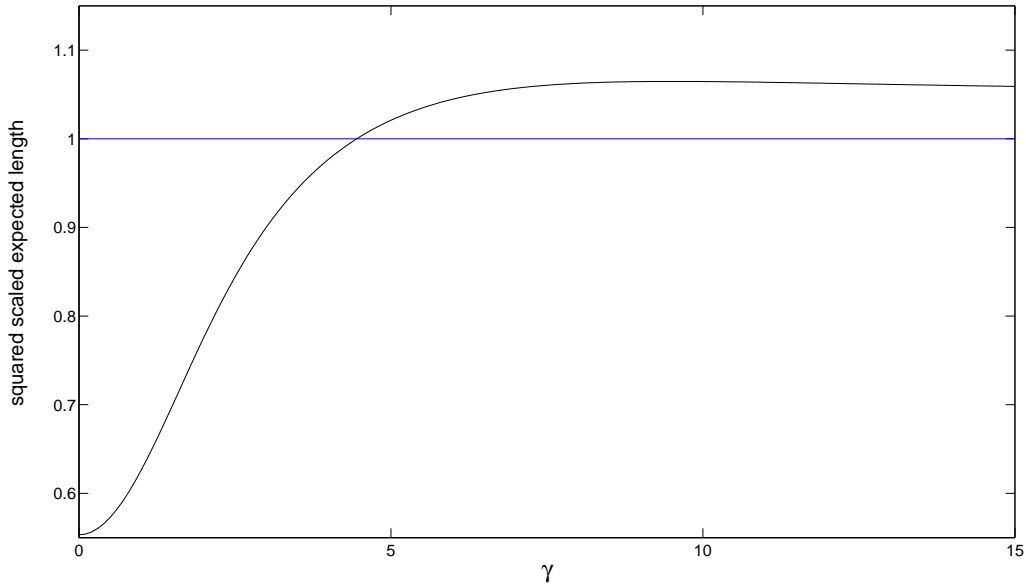


Figure 5: Plot of the squared scaled expected length $e^2(\gamma; s)$ (as a function of $\gamma = \tau/(\sigma\sqrt{v_{22}})$) for the $1 - \alpha$ confidence interval for θ when $\text{Corr}(\hat{\Theta}, \hat{\tau}) = 0.816496$, $n - p = 1$, $1 - \alpha = 0.95$, $\ell = 1.0308$, $d = 50$ and the knots of the cubic splines b and s (in the interval $[0, d]$) are at 0, 15, 18, 21, 24, 27, 30, 50 and at 0, 2, 4, 6, 8, 10, 25, 50, respectively.

Remark 5.7 In the example presented at the end of Section 2, the uncertain prior information is that β_{12} , β_{13} and β_{23} are all zero. As noted in the description of this example, this implies the uncertain prior information that $\tau = \beta_{23} - \beta_{13}$ is zero. By extending the work of Kabaila & Giri (2009a) to the case of uncertain

prior information that a *vector* parameter is zero, it should be possible (using the methods of Kabaila & Farchione, 2012) to construct a confidence interval for θ that utilizes the original prior information (that β_{12} , β_{13} and β_{23} are all zero) more effectively.

6. Conclusion

Using computations and new theoretical results, we have shown that the performance of the Kabaila & Giri (2009a) confidence interval for θ improves as $|\text{Corr}(\hat{\Theta}, \hat{\tau})|$ increases and $n - p$ decreases. The improvement in performance of this confidence interval as $|\text{Corr}(\hat{\Theta}, \hat{\tau})|$ increases and $n - p$ decreases, is illustrated by Figures 2, 3 and 4.

Appendix A: Computation of the KG confidence interval

In addition to requiring that $b \in \mathcal{B}$ and $s \in \mathcal{S}$, we require that the functions b and s are continuous. For computational tractability, b and s need to be restricted further. Kabaila & Giri (2009a) take b and s to be cubic splines in the interval $[0, d]$. We restrict the functions b and s even further. We require the function s to be *unimodal* on the interval $[0, d]$. In other words, we require that s satisfies the condition that there exists $q \in (0, d)$ such that $s(x)$ is (a) a strictly increasing function of $x \in [0, q]$ and (b) a strictly decreasing function of $x \in [q, d]$. If $\text{Corr}(\hat{\Theta}, \hat{\tau}) \neq 0$ then the function b is also required to be unimodal on the interval $[0, d]$. Let \mathcal{B}^* and \mathcal{S}^* denote the subsets of \mathcal{B} and \mathcal{S} , respectively, that satisfy these requirements.

For judiciously chosen values of d , ξ and the knots of the cubic splines for b and s in $[0, d]$, we carry out the following computational procedure.

Computational Procedure: Compute $b \in \mathcal{B}^*$ and $s \in \mathcal{S}^*$ such that (a) the minimum of the coverage probability $c(\gamma; b, s, \rho)$ over γ is $1 - \alpha$ and (b) the criterion (1) is minimized. Theorem 1 of Kabaila & Giri (2009a) provides computationally convenient expressions for $c(\gamma; b, s, \rho)$ and $e(\gamma; s)$. Discussion 5.6 of this paper provides some further information about this computation. A simplified expression for (1) is provided in Appendix B. The resulting confidence interval is assessed using the following plots: plots of the functions b and s on the interval $[0, d]$ and plots of the coverage probability $c(\gamma; b, s, \rho)$ the squared scaled expected length $e^2(\gamma; s)$, as functions of $\gamma \geq 0$.

Based on these plots, we choose d , ξ and the knots of the cubic splines for b and s in $[0, d]$, so that the confidence interval has not only desirable coverage probability and scaled expected length properties, but also the functions b and s have desirable properties, such as smoothness. We refer to the resulting confidence interval as the KG $1 - \alpha$ confidence interval.

Appendix B: Simplified expression for the criterion (1)

In this appendix we provide a simplified expression for (1). Define $W = \hat{\sigma}/\sigma$. Note that W has the same distribution as $\sqrt{Q/(n-p)}$ where $Q \sim \chi_{n-p}^2$. Let f_W denote the probability density function of W . According to (8) of Kabaila & Giri (2009a), (1) is equal to

$$\frac{2}{t(n-p)E(W)} \int_0^\infty \int_0^d (s(x) - t(n-p)) (\xi + \phi(wx)) dx w^2 f_W(w) dw.$$

where ϕ denotes the $N(0, 1)$ probability density function. Now this is equal to

$$\frac{2}{t(n-p)E(W)} \left(\xi \int_0^d (s(x) - t(n-p)) dx + \int_0^d (s(x) - t(n-p)) \int_0^\infty \phi(wx) w^2 f_W(w) dw dx \right).$$

By the following lemma, this is equal to

$$\frac{2}{t(m)E(W)} \int_0^d (s(x) - t(m)) \left(\xi + \frac{1}{\sqrt{2\pi}} \left(\frac{m}{x^2 + m} \right)^{(m/2)+1} \right) dx,$$

where $m = n - p$.

Lemma 1.

$$\int_0^\infty \phi(wx) w^2 f_W(w) dw = \frac{1}{\sqrt{2\pi}} \left(\frac{m}{x^2 + m} \right)^{(m/2)+1}. \quad (6)$$

Proof. Note that $f_W(w) = 2mw f_m(mw^2)$, where f_m denotes the χ_m^2 probability density function. Substituting the expressions for ϕ and f_W into the left hand side of (6), we find that this is equal to

$$\frac{2m^{(m/2)}}{\sqrt{2\pi} \Gamma(m/2) 2^{m/2}} \int_0^\infty w^{m+1} \exp\left(-\frac{1}{2}(m+x^2)w^2\right) dw$$

By (A2.1.3) of Box & Tiao (1973), this is equal to the right hand side of (6). □

Appendix C: Proof of Theorem 1

In this appendix, we prove Theorem 1. Suppose that $\text{Corr}(\hat{\Theta}, \hat{\tau}) = 0$ and that the function $s \in \mathcal{S}$ is given. Fix $\gamma \in \mathbb{R}$.

Maximizing $c(\gamma; b, s, \rho)$ with respect to $b \in \mathcal{B}$ is equivalent to minimizing $1 - \alpha - c(\gamma; b, s, \rho)$ with respect to $b \in \mathcal{B}$. Define

$$\begin{aligned} k(x, w, \gamma) &= \Phi(b(x)w + s(|x|)w) - \Phi(b(x)w - s(|x|)w) \\ k^\dagger(w) &= 2\Phi(t(n-p)w) - 1, \end{aligned}$$

where Φ denotes the $N(0, 1)$ distribution function. According to p.307 of Kabaila, Giri and Leeb (2010),

$$1 - \alpha - c(\gamma; b, s, \rho) = -(r_1(b, s, \gamma) + r_2(b, s, \gamma))$$

where

$$\begin{aligned} r_1(b, s, \gamma) &= \int_0^\infty \int_0^d (k(x, w, \gamma) - k^\dagger(w)) \phi(wx - \gamma) w f_W(w) dx dw \\ r_2(b, s, \gamma) &= \int_0^\infty \int_0^d (k(-x, w, \gamma) - k^\dagger(w)) \phi(wx + \gamma) w f_W(w) dx dw. \end{aligned}$$

Thus, minimizing $1 - \alpha - c(\gamma; b, s, \rho)$ with respect to $b \in \mathcal{B}$ is equivalent to maximizing $r_1(b, s, \gamma) + r_2(b, s, \gamma)$ with respect to $b \in \mathcal{B}$.

According to p.309 of Kabaila, Giri & Leeb (2010), for fixed $s > 0$ and $w > 0$, $\Phi(bw + sw) - \Phi(bw - sw)$ is maximized with respect to $b \in \mathbb{R}$ at $b = 0$. Thus $\Phi(b(x)w + s(x)w) - \Phi(b(x)w - s(x)w)$ is, for each $x \in [0, d]$ and $w > 0$, maximized with respect to $b(x) \in \mathbb{R}$ at $b(x) = 0$. Since $\phi(wx - \gamma)w f_W(w) > 0$ for all $x \in [0, d]$ and $w > 0$, $r_1(b, s, \gamma)$ is maximized with respect to the function $b \in \mathcal{B}$ by setting $b \equiv 0$. A similar argument shows that $r_2(b, s, \gamma)$ is maximized with respect to the function $b \in \mathcal{B}$ by setting $b \equiv 0$. Thus, $r_1(b, s, \gamma) + r_2(b, s, \gamma)$ is maximized with respect to the function $b \in \mathcal{B}$ by setting $b \equiv 0$.

Appendix D: Proof of Corollary 1

Suppose that $\text{Corr}(\hat{\Theta}, \hat{\tau}) = 0$. Suppose that \mathcal{B}^* is a subset of \mathcal{B} that includes the function $b \equiv 0$. Also suppose that \mathcal{S}^* is a subset of \mathcal{S} .

The infimum over $(b, s) \in \mathcal{B}^* \times \mathcal{S}^*$ of (1), subject to the constraint (3), is less than or equal to the infimum over $s \in \mathcal{S}^*$ of (1), subject to this constraint, when $b \equiv 0$. We

complete the proof by contradiction. Suppose that the infimum over $(b, s) \in \mathcal{B}^* \times \mathcal{S}^*$ of (1), subject to the constraint (3), is less than to the infimum over $s \in \mathcal{S}^*$ of (1), subject to this constraint, when $b \equiv 0$. Thus there exists $(b', s') \in \mathcal{B}^* \times \mathcal{S}^*$ such that the constraint (3), evaluated at $(b, s) = (b', s')$, is satisfied and (1), evaluated at $(b, s) = (b', s')$, is less than the infimum over $s \in \mathcal{S}^*$ of (1), subject to this constraint, when $b \equiv 0$.

By Theorem 1, the following is true. If we let $b \equiv 0$ then $(b, s) = (b, s')$ satisfies the constraint (3). Also, (1), evaluated at $(b, s) = (b, s')$, is equal to (1), evaluated at $(b, s) = (b', s')$. We have established a contradiction.

Appendix E: Proof of Theorem 2

In this appendix, we prove Theorem 2. Suppose that $\text{Corr}(\hat{\Theta}, \hat{\tau}) = 0$ and that $b \equiv 0$. The confidence interval $J(b, s)$ has the form (2). Let $G = (\hat{\Theta} - \theta)/(\sigma\sqrt{v_{11}})$ and $H = \hat{\tau}/(\sigma\sqrt{v_{22}})$. Note that G and H are independent random variables and $G \sim N(0, 1)$. Now

$$P\left(\theta < \hat{\Theta} - \sqrt{v_{11}}\hat{\sigma}s\left(\frac{|\hat{\tau}|}{\hat{\sigma}\sqrt{v_{22}}}\right)\right) = P\left(G > W_s\left(\frac{|H|}{W}\right)\right) \quad (7)$$

Also,

$$P\left(\theta > \hat{\Theta} + \sqrt{v_{11}}\hat{\sigma}s\left(\frac{|\hat{\tau}|}{\hat{\sigma}\sqrt{v_{22}}}\right)\right) = P\left(\tilde{G} > W_s\left(\frac{|H|}{W}\right)\right) \quad (8)$$

where $\tilde{G} = -G$. Thus (7) = (8).

Appendix F: Proof of Theorem 3

Suppose that $\text{Corr}(\hat{\Theta}, \hat{\tau}) = 0$ and that $b \equiv 0$. Theorem 3 provides a lower bound for $e(\gamma = 0; s) - 1$, subject to the constraints that $s \in \mathcal{S}$ and $c(\gamma; b, s, \rho) \geq 1 - \alpha$ for all γ . We prove this result using the framework of compromise decision theory (Kempthorne, 1983, 1987, 1988). Specifically, we use Theorem 2.2 (a) of Kabaila & Tuck (2008) to prove this result.

Define $R_1(s; \gamma) = e(\gamma; s) - 1$. Also define π_1 to be the unit step function. Thus

$$\int_{-\infty}^{\infty} R_1(s; \gamma) d\pi_1(\gamma) = e(\gamma = 0; s) - 1.$$

Now define $R_2(s; \gamma) = 1 - \alpha - c(\gamma; b, s, \rho)$. Define π_2 to the unit step function. Now define

$$g(s; \lambda) = \lambda \int_{-\infty}^{\infty} R_1(s; \gamma) d\pi_1(\gamma) + (1 - \lambda) \int_{-\infty}^{\infty} R_2(s; \gamma) d\pi_2(\gamma),$$

where $0 < \lambda < 1$. Let $m = n - p$. For each positive integer m , we will define $\lambda(m) \in (0, 1)$ and we will find s that minimizes $g(s; \lambda(m))$ with respect to $s \in \mathcal{S}$. Denote this minimizing value of s by $s_{\lambda(m)}$. We will also note that

$$\sup_{\gamma} R_2(s_{\lambda(m)}; \gamma) = 0$$

and that

$$\nu_m = \sup_{\gamma} R_2(s_{\lambda(m)}; \gamma) - \int_{-\infty}^{\infty} R_2(s_{\lambda(m)}; \gamma) d\pi_2(\gamma) \quad (9)$$

converges to 0 as $m \rightarrow \infty$. Theorem 2.2 (a) of Kabaila & Tuck (2008) implies that

$$\inf_{s \in \tilde{\mathcal{S}}} \int_{-\infty}^{\infty} R_1(s; \gamma) d\pi_1(\gamma) \geq \int_{-\infty}^{\infty} R_1(s_{\lambda(m)}; \gamma) d\pi_1(\gamma) - \frac{1 - \lambda(m)}{\lambda(m)} \nu_m,$$

for each positive integer m . In other words,

$$\inf_{s \in \tilde{\mathcal{S}}} e(\gamma = 0; s) - 1 \geq e(\gamma = 0; s_{\lambda(m)}) - 1 - \frac{1 - \lambda(m)}{\lambda(m)} \nu_m. \quad (10)$$

We will then note that $e(\gamma = 0; s_{\lambda(m)}) \geq 1$ and show that $\nu_m(1 - \lambda(m))/\lambda(m)$ converges to 0, as $m \rightarrow \infty$.

It follows from Theorem 1 (b) of Kabaila & Giri (2009a) that

$$e(\gamma = 0; s) - 1 = \frac{2}{t(m)E(W)} \int_0^d (s(x) - t(m)) \int_0^{\infty} \phi(wx) w^2 f_W(w) dw dx,$$

where ϕ denotes the $N(0, 1)$ probability density function. It follows from p.307 of Kabaila, Giri & Leeb (2010) that $1 - \alpha - c(\gamma; b, s, \rho)$ is equal to

$$-2 \int_0^d \int_0^{\infty} (\Phi(s(x)w) - \Phi(t(m)w)) (\phi(wx - \gamma) + \phi(wx + \gamma)) w f_W(w) dw dx,$$

where Φ denotes the $N(0, 1)$ distribution function. Thus

$$\begin{aligned} g(s; \lambda) = & \lambda \frac{2}{t(m)E(W)} \int_0^d (s(x) - t(m)) \int_0^{\infty} \phi(wx) w^2 f_W(w) dw dx \\ & - 4(1 - \lambda) \int_0^d \int_0^{\infty} (\Phi(s(x)w) - \Phi(t(m)w)) \phi(wx) w f_W(w) dw dx. \end{aligned}$$

Minimizing this function with respect to $s \in \mathcal{S}$ is equivalent to minimizing

$$\begin{aligned} \tilde{g}(s; \lambda) = & \int_0^d \left(\frac{\lambda}{t(m)E(W)} \int_0^{\infty} \phi(wx) w^2 f_W(w) dw s(x) \right. \\ & \left. - 2(1 - \lambda) \int_0^{\infty} \Phi(s(x)w) \phi(wx) w f_W(w) dw \right) dx \end{aligned}$$

with respect to $s \in \mathcal{S}$. We find a minimizing value of $s \in \mathcal{S}$ as follows. For each $x \in [0, d)$, we minimize

$$\left(\frac{\lambda}{2(1-\lambda)t(m)E(W)} \int_0^\infty \phi(wx) w^2 f_W(w) dw \right) t - \int_0^\infty \Phi(tw) \phi(wx) w f_W(w) dw \quad (11)$$

with respect to $t > 0$ and then set $s(x)$ equal to this minimizing value. The derivative of (11) with respect to t is equal to

$$\frac{\lambda}{2(1-\lambda)t(m)E(W)} \int_0^\infty \phi(wx) w^2 f_W(w) dw - \int_0^\infty \phi(tw) \phi(wx) w^2 f_W(w) dw. \quad (12)$$

We simplify this expression using the following lemma.

Lemma 2.

$$\int_0^\infty \phi(tw) \phi(wx) w^2 f_W(w) dw = \frac{1}{2\pi} \left(\frac{m}{t^2 + x^2 + m} \right)^{(m/2)+1}$$

Proof. Note that

$$\phi(tw) \phi(wx) = \frac{1}{\sqrt{2\pi}} \phi(w\tilde{x}),$$

where $\tilde{x} = \sqrt{t^2 + x^2}$. Hence

$$\begin{aligned} \int_0^\infty \phi(tw) \phi(wx) w^2 f_W(w) dw &= \frac{1}{\sqrt{2\pi}} \int_0^\infty \phi(w\tilde{x}) w^2 f_W(w) dw \\ &= \frac{1}{2\pi} \left(\frac{m}{t^2 + x^2 + m} \right)^{(m/2)+1} \end{aligned}$$

by Lemma 1. □

By this lemma and Lemma 1 (stated in Appendix B), (12) is equal to

$$\frac{1}{2\pi} \left(\frac{\lambda}{(1-\lambda)t(m)E(W)} \sqrt{\frac{\pi}{2}} \left(\frac{m}{x^2 + m} \right)^{(m/2)+1} - \left(\frac{m}{t^2 + x^2 + m} \right)^{(m/2)+1} \right). \quad (13)$$

This is an increasing function of t , that approaches a positive number as $t \rightarrow \infty$. Define $\lambda(m)$ to be the solution for $\lambda \in (0, 1)$ of

$$\sqrt{m} \sqrt{\left(\frac{\sqrt{\frac{2}{\pi}} (1-\lambda)t(m)E(W)}{\lambda} \right)^{1/((m/2)+1)} - 1} = t(m).$$

Henceforth, suppose that $\lambda = \lambda(m)$. Note that (13) approaches a negative number as $t \downarrow 0$. Thus, for each $x \in [0, d)$, we find the value of $t > 0$ that minimizes (11) by

solving (13)=0 for $t > 0$. For each $x \in [0, d)$, this solution is $t = \sqrt{1 + (x^2/m)} t(m)$.

Thus

$$s_{\lambda(m)}(x) = \begin{cases} \sqrt{1 + \frac{x^2}{m}} t(m) & \text{for } x \in [0, d) \\ t(m) & \text{for } x \geq d. \end{cases}$$

Now

$$\sup_{\gamma} R_2(s_{\lambda(m)}; \gamma) = 1 - \alpha - \inf_{\gamma} c(\gamma; b \equiv 0, s_{\lambda(m)}, \rho = 0).$$

Since $s_{\lambda(m)}(x) \geq t(m)$ for all $x \geq 0$, the following easily-proved lemma implies that

$$\sup_{\gamma} R_2(s_{\lambda(m)}; \gamma) \leq 0. \quad (14)$$

Lemma 3. *Suppose that $b : \mathbb{R} \rightarrow \mathbb{R}$, $s : [0, \infty) \rightarrow (0, \infty)$ and $\tilde{s} : [0, \infty) \rightarrow (0, \infty)$ are measurable functions. Also suppose that $\tilde{s}(x) \geq s(x)$ for all $x \geq 0$. Then $c(\gamma; b, \tilde{s}, \rho) \geq c(\gamma; b, s, \rho)$ for all γ .*

The following lemma implies that $c(\gamma; b \equiv 0, s_{\lambda(m)}, \rho = 0) \rightarrow 1 - \alpha$, as $\gamma \rightarrow \infty$. It follows from (14) that

$$\sup_{\gamma} R_2(s_{\lambda(m)}; \gamma) = 0.$$

Lemma 4. *Suppose that the positive integer m , $b \in \mathcal{B}$, $s \in \mathcal{S}$ and $\rho \in (-1, 1)$ are given. Then $c(\gamma; b, s, \rho) \rightarrow 1 - \alpha$, as $\gamma \rightarrow \infty$.*

Proof. It is an immediate consequence of a result stated on p.3428 of Kabaila & Giri (2009a) that

$$|c(\gamma; b, s, \rho) - (1 - \alpha)| \leq \int_0^{\infty} \int_{-dw}^{dw} \phi(h - \gamma) dh f_W(w) dw$$

where f_W denotes the probability density function of $W = \hat{\sigma}/\sigma$. The result is a straightforward consequence of this inequality. □

Define ν_m by (9) and note that

$$\nu_m = c(\gamma = 0; b \equiv 0, s_{\lambda(m)}, \rho = 0) - (1 - \alpha).$$

By Lemma 3,

$$c(\gamma = 0; b \equiv 0, s_{\lambda(m)}, \rho = 0) \leq c\left(\gamma = 0; b \equiv 0, s \equiv \sqrt{1 + (d^2/m)} t(m), \rho = 0\right)$$

where $s \equiv \sqrt{1 + (d^2/m)t(m)}$ denotes the function s that satisfies $s(x) = \sqrt{1 + (d^2/m)t(m)}$ for all $x \in \mathbb{R}$. Thus $\nu_m \downarrow 0$ as $m \rightarrow \infty$. As noted earlier, (10) holds. Since $e(\gamma = 0; s_{\lambda(m)}) \geq 1$,

$$\inf_{s \in \tilde{\mathcal{S}}} e(\gamma = 0; s) \geq 1 - \frac{1 - \lambda(m)}{\lambda(m)} \nu_m.$$

It may be shown that $\lim_{m \rightarrow \infty} \lambda(m)$ exists and belongs to $(0, 1)$. Thus, $\nu_m(1 - \lambda(m))/\lambda(m) \rightarrow 0$, as $m \rightarrow \infty$.

References

- BERGER, J. (1980). A robust generalized Bayes estimator and confidence region for a multivariate normal mean. *Annals of Statistics* **8**, 716–761.
- BICKEL, P.J. (1984). Parametric robustness: small biases can be worthwhile. *Annals of Statistics* **12**, 864–879.
- BOX, G.E.P. & TIAO, G.C. (1973). *Bayesian Inference in Statistical Analysis*. New York: Wiley.
- BROWN, L.D., CASELLA, G. & HWANG, J.T.G. (1995). Optimal confidence sets, bioequivalence and the Limacon of Pascal. *Journal of the American Statistical Association* **90**, 880–889.
- CASELLA, G. & HWANG, J.T. (1983). Empirical Bayes confidence sets for the mean of a multivariate normal distribution. *Journal of the American Statistical Association* **78**, 688–698.
- EFRON, B. (2006) Minimum volume confidence regions for a multivariate normal mean. *Journal of the Royal Statistical Society, Series B* **68**, 655–670.
- FARCHIONE, D. & KABAILA, P. (2008). Confidence intervals for the normal mean utilizing prior information. *Statistics & Probability Letters* **78**, 1094–1100.
- GOUTIS, C. & CASELLA, G. (1991). Improved invariant confidence intervals for a normal variance. *Annals of Statistics* **19**, 2015–2031.
- HINKELMANN, K. & KEMPTHORNE, O. (1994). *Design and Analysis of Experiments*, revised edition. New York: John Wiley.
- HODGES, J.L. & LEHMANN, E.L. (1952). The use of previous experience in reaching statistical decisions. *Annals of Mathematical Statistics* **23**, 396–407.
- KABAILA, P. (1998). Valid confidence intervals in regression after variable selection. *Econometric Theory* **14**, 463–482.

- KABAILA P. (2009). The coverage properties of confidence regions after model selection. *International Statistical Review* **77**,405–414.
- KABAILA, P. & TUCK, J. (2008). Confidence intervals utilizing prior information in the Behrens-Fisher problem. *Australian & New Zealand Journal of Statistics* **50**, 309–328.
- KABAILA, P. & GIRI, K. (2009a). Confidence intervals in regression utilizing prior information. *Journal of Statistical Planning and Inference* **139**, 3419–3429.
- KABAILA, P. & GIRI, K. (2009b). Upper bounds on the minimum coverage probability of confidence intervals in regression after model selection. *Australian & New Zealand Journal of Statistics* **51**, 271–288.
- KABAILA, P., GIRI, K. & LEEB, H. (2010). Admissibility of the usual confidence interval in linear regression. *Electronic Journal of Statistics* **4**, 300–312.
- KABAILA, P. & FARCHIONE, D. (2012). The minimum coverage probability of confidence intervals in regression after a preliminary F test. *Journal of Statistical Planning and Inference* **142**, 956–964.
- KEMPTHORNE, P.J. (1983). Minimax-Bayes compromise estimators. In *1983 Business and Economic Statistics Proceedings of the American Statistical Association*, Washington DC, pp.568–573.
- KEMPTHORNE, P.J. (1987). Numerical specification of discrete least favourable prior distributions. *SIAM Journal on Scientific and Statistical Computing* **8**, 171–184.
- KEMPTHORNE, P.J. (1988). Controlling risks under different loss functions: the compromise decision problem. *Annals of Statistics* **16**, 1594–1608.
- MAATTA, J.M. & CASELLA, G. (1990). Decision-theoretic estimation. *Statistical Science* **5**, 90–120.
- MEAD, R. (1988). *The Design of Experiments*. Cambridge: Cambridge University Press.
- PRATT, J.W. (1961). Length of confidence intervals. *Journal of the American Statistical Association* **56**, 549–657.
- PUZA, B. & O'NEILL, T. (2006a). Generalised Clopper-Pearson confidence intervals for the binomial proportion. *Journal of Statistical Computation and Simulation* **76**, 489 – 508.

- PUZA, B. & O'NEILL, T. (2006b). Interval estimation via tail functions. *Canadian Journal of Statistics* **34**, 299 – 310.
- SALEH, A.K.Md.E. (2006). *Theory of Preliminary Test and Stein-Type Estimation and Applications*. Hoboken, NJ: Wiley.
- STEIN, C.M. (1962). Confidence sets for the mean of a multivariate normal distribution. *Journal of the Royal Statistical Society, Series B* **24**, 265–296.
- TSENG, Y-L. & BROWN, L.D. (1997). Good exact confidence sets for a multivariate normal mean. *Annals of Statistics* **25**, 2228–2258.