

Half-metallic Ferrimagnetism Driven by Coulomb Enhanced Spin-Orbit Coupling in PdCrO₃

Hyo-Sun Jin¹ and Kwan-Woo Lee^{1,2}

¹*Department of Applied Physics, Graduate School,
Korea University, Jochiwon, Chungnam 339-700, Korea*

²*Department of Display and Semiconductor Physics,
Korea University, Jochiwon, Chungnam 339-700, Korea*

(Dated: October 17, 2018)

Recently, in the seemingly narrow gap insulating NiCrO₃ with the trigonally distorted ($R\bar{3}c$) perovskite-like structure, a compensated half-metal (CHM) is predicted, as applying a modest pressure. Using *ab initio* calculations including both Coulomb correlations and spin-orbit coupling (SOC), we investigate the as-yet-unsynthesized PdCrO₃, isostructural and isovalent to NiCrO₃. Upon applying the on-site Coulomb repulsion U to both Pd and Cr ions, the Cr spin moment is precisely compensated with the antialigned spin moments of Pd and oxygens. Coincidentally only one spin channel remains metallic due to the twice larger width of the Pd 4d bands than the Ni 3d bands in NiCrO₃, indicating CHM in ambient pressure. Inclusion of SOC as well as correlation effects (LDA+U+SOC) produces a SOC constant enhanced twice over the value of LDA+SOC, leading to unusually large orbital moment of $-0.25 \mu_B$ on Pd. However, the half-metallicity still survives, so that a transition of CHM to a half-metallic ferrimagnet occurs due to Coulomb enhanced SOC. On the other hand, an isovalent, but presumed cubic double perovskite La₂PdCrO₆ is expected to be a half-metal ferromagnet with tiny orbital moments.

PACS numbers: 71.20.Be, 71.27.+a, 75.47.Np

A half-metal shows spin-dependent transport phenomena, ideally 100% spin polarization defined as

$$P = \frac{N_{\uparrow}(E_F) - N_{\downarrow}(E_F)}{N_{\uparrow}(E_F) + N_{\downarrow}(E_F)},$$

where $N_{\uparrow}(E_F)$ and $N_{\downarrow}(E_F)$ are the spin up and down densities of states at the Fermi energy E_F , respectively. This is extremely interesting as a promising candidate of a spin injector in spintronics.¹ In the early 1980's, de Groot and coworkers suggested a half-metallic ferromagnet (HMFM).² Focusing on stoichiometric compounds, HM has an integral net moment due to the nature of HM. Additionally, half-metallic ferrimagnets (HMFI) have been searched, since a higher Curie temperature has been expected.³⁻⁵ However, application of these kinds of HMs to spintronics has confronted some problems, in particular due to the presence of stray-field. Thus, for about the last 20 years, HMs with zero net magnetic moment, compensated half-metals (also so-called half-metallic antiferromagnets),⁶ have been sought. Since a compensated half-metal (CHM) was suggested in a Heusler compound,⁷ double perovskites,⁸⁻¹³ tetrahedrally coordinated chalcopyrites,^{14,15} and iron-pnictides¹⁶ have been theoretically studied. In spite of a number of theoretical prediction,⁶⁻¹⁸ no true CHM has been synthesized yet.

Very recently, Lee and Pickett suggest that applying moderate pressure leads to CHM in trigonally distorted perovskite-type NiCrO₃, which seems to

be a semiconductor with the very small gap in the spin up channel in ambient pressure.¹⁸ In this paper, we will investigate an isostructural and isovalent PdCrO₃, but unsynthesized yet, using first principles calculations including both Coulomb correlations and spin-orbit coupling (SOC). Since strength of correlation of Pd ions is much weaker than that of Ni ions, a (half) metallic PdCrO₃ is expected even in ambient pressure. Although a Pd ion is often non-magnetic, a spin ordered Pd ion has not been rarely observed.¹⁹⁻²¹

Compared with 5d or f systems, 3d and 4d systems show relatively small SOC. Combined with Coulomb correlations, however, SOC is sometimes amplified, so called "Coulomb enhanced SOC".²² In the spinel compounds $\mathcal{T}V_2O_4$ ($\mathcal{T}=\text{Zn, Mn}$), Coulomb enhanced SOC leads to an orbital ordering on V ions with large orbital moments of 0.34 or $0.75 \mu_B$.^{23,24} In another spinel FeCr₂S₄, a considerable orbital moment of $0.14 \mu_B$ on Fe ions was obtained in LDA+U+SOC calculations.²⁵

Usually, strong SOC induces mixing of states to the opposite spin channel, resulting in undermining half-metallicity.^{10,26,27} On the contrary, in the case of PdCrO₃ showing Coulomb enhanced SOC, a considerable orbital moment is induced, but the mixing of states is tiny. Considering only correlation effects, PdCrO₃ is a precise CHM. Our LDA+U+SOC calculations produce substantial orbital moment of $-0.25 \mu_B$ on Pd ion, resulting in nonzero net moment ($-0.29 \mu_B/\text{f.u.}$). However, the half-metallicity remains unchanged. As a result, this system be-

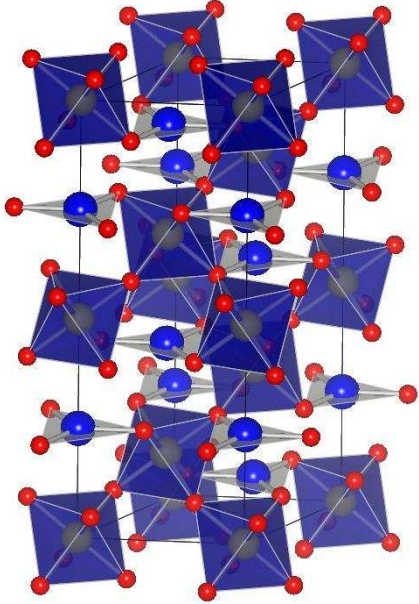


FIG. 1: (Color online) Our optimized crystal structure ($R\bar{3}c$) of the trigonally distorted PdCrO_3 , consisting of CrO_6 octahedra and PdO_3 triangular planes: the small (red) spheres for O and the large (blue) spheres for Pd. The PdO_3 triangular planar symmetry leads to the crystal field splittings: doublets e_{1g} (d_{yz} , d_{zx}), e_{2g} (d_{xy} , $d_{x^2-y^2}$), and singlet a_{1g} (d_{z^2}). This figure was produced by VESTA.²⁸

comes a half-metallic ferrimagnet. HF with nonintegral net moment is unprecedented for stoichiometric compounds, as far as we know. On the other hand, our calculations suggest that the orbital moments are tiny in a presumed cubic double perovskite $\text{La}_2\text{PdCrO}_6$, isovalent to PdCrO_3 , so being HMFM.

We fully optimized both the cubic and the trigonally distorted perovskite ($R\bar{3}c$) structures. For the distorted structure, however, the ratio of lattice parameters $\frac{c}{a}$ was kept to be the same as in NiCrO_3 .¹⁸ As observed in NiCrO_3 ,¹⁸ our relaxations show that the distorted structure ($R\bar{3}c$) is energetically favored by 0.3 eV per formula unit (f.u.) over the cubic structure. The lattice parameters in the distorted phase are $a=4.9597 \text{ \AA}$ and $c=13.5985 \text{ \AA}$, close to the volume of the cubic phase. Thus, we will address only the distorted phase. In the $R\bar{3}c$ structure, O ions lie on $18e$ ($x, 0, \frac{1}{4}$) sites with the optimized internal parameter $x=0.5845$. Pd and Cr ions sit on the $6a$ ($0,0,\frac{1}{4}$) and $6b$ ($0,0,0$), respectively. As displayed in Fig. 1, the Cr-O bond length of 1.87 \AA is about 9% shorter than the Pd-O bond length. The O-Cr-O bond angles are either 87° or 93° . The O-O-O bond angles are 60° , $2 \times 56.9^\circ$, and 61.6° , indicating nearly ideal CrO_6 octahedral structure.

Our calculations were carried out with the local

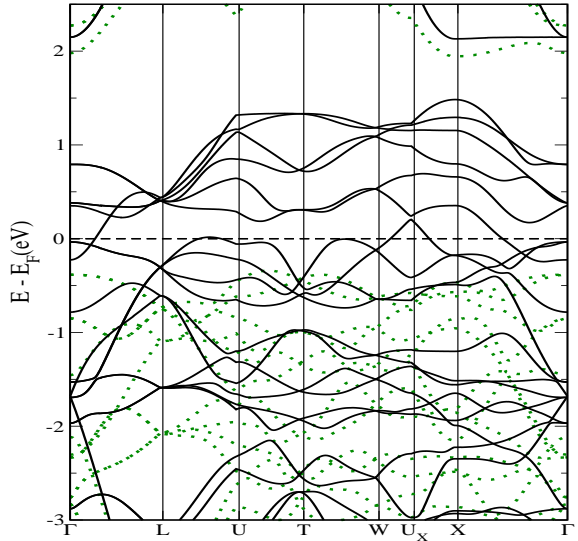


FIG. 2: (Color online) LDA+U band structure at $U=3$ eV for Pd and 4 eV for Cr, indicating a half-metal. The solid and dotted lines represent the spin up and down characters, respectively. The symmetry points follow the notation given in Ref.¹⁸. E_F is set to zero, denoted by the horizontal dashed line.

TABLE I: Magnetic moments in units of μ_B . The net moment includes the moment of the interstitial regime not given here. $U=3$ eV for Pd and 4 eV for Cr were used in the LDA+U and LDA+U+SOC calculations.

	Cr		Pd		3O	net
	spin	orbital	spin	orbital		
LSDA	0.54		-0.42		-0.24	-0.24
LSDA+U	2.08		-1.26		-0.90	0.00
LSDA+SOC	0.35	-0.01	-0.27	-0.05	-0.15	-0.22
LSDA+U+SOC	2.13	-0.07	-1.24	-0.25	-0.90	-0.29

spin density approximation (LSDA) and spin-orbit coupling scheme, implemented in two all-electron full-potential codes FPLO-9²⁹ and Wien2k.^{30,31} (Since both results are similar, we will show only ones obtained from Wien2k unless stated otherwise.) Additionally, the correlation effects were treated using LDA+U approach³² with the double-counting scheme of the fully localized limit.³³ The structural parameters were optimized until forces were smaller than 1 meV/\AA . The Brillouin zone was sampled with $20 \times 20 \times 20$ k -mesh.

LSDA electronic structure. Our LSDA calculations show that the Cr moment $0.54 \mu_B$ is antialigned to the Pd moment $-0.42 \mu_B$, consistent with low spin $S = \frac{1}{2}$ configurations in both d^3 Cr^{3+} and d^7 Pd^{3+} ions. Note that these moments

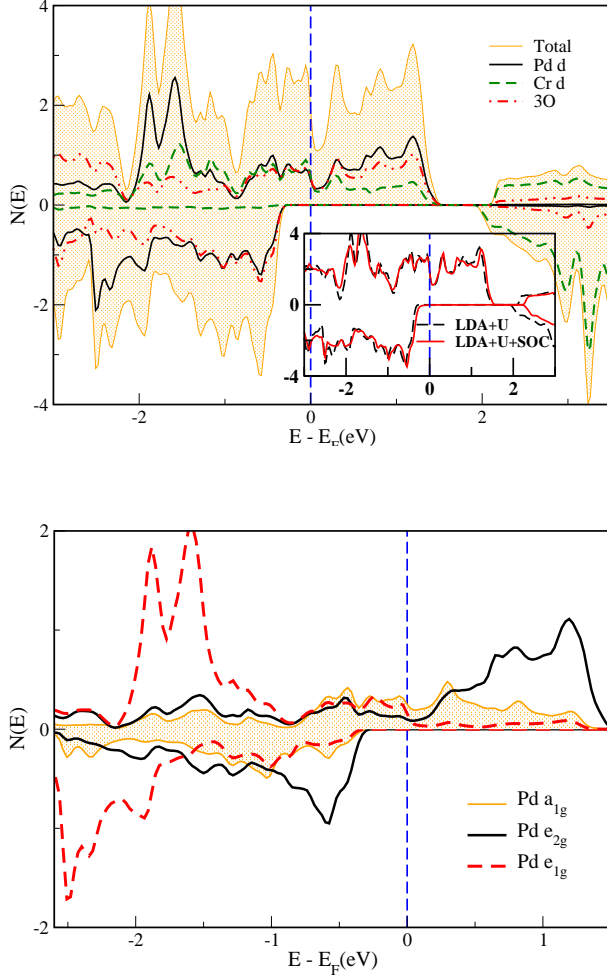


FIG. 3: (Color online) LDA+U densities of states (DOSs) per eV per f.u. at $U=3$ eV for Pd and 4 eV for Cr. Top: total and atom-projected DOSs. The unoccupied manifolds lying above ~ 2 eV are Cr e_g in the spin up and Cr t_{2g} in the spin down. The inset shows the compared LDA+U DOS (dashed line) with LDA+U+SOC DOS (solid line). Bottom: orbital-projected DOS of Pd d states. The e_{1g} - e_{2g} crystal field splittings are ~ 3 eV for the spin up and 2 eV for the down. The a_{1g} bands spread throughout the regime of Pd d states, though the center is midway between the e_{1g} and e_{2g} manifolds.

are considerably reduced from the formal values due to strong hybridization and metallic character. $N(E_F)=4.03$ states/eV-f.u. is decomposed into 15% Cr, 35% Pd, and 50% three oxygens characters (not shown here). As shown in Table I, substantial oxygen moment ($-0.24 \mu_B$ for three O's) results in the net moment of $-0.24 \mu_B/\text{f.u.}$. This simple ferrimagnetic state has a little lower energy than the non-magnetic state.

Note that the width of 3 eV of the partially occupied Pd $4d$ bands is twice wider than the Ni $3d$

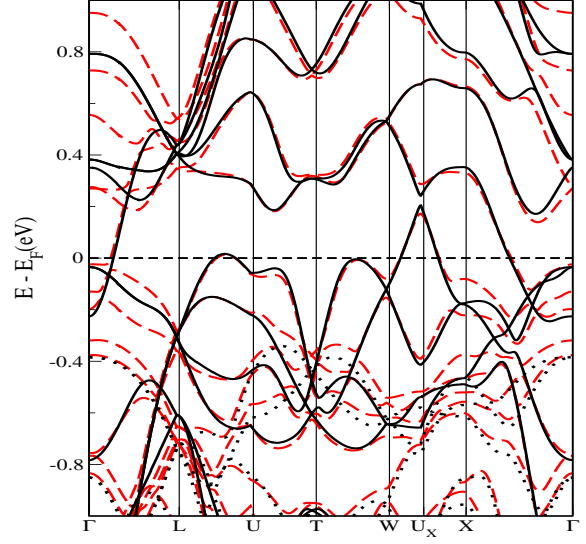


FIG. 4: (Color online) Comparison between band structures of LDA+U (black solid and dotted lines for the spin up and down characters, respectively) and of LDA+U+SOC (red dashed lines), near E_F . In the spin down channel, the top of the valence and the bottom of the conduction bands shift up by 0.1 eV and 0.3 eV, respectively, leading to a gap of 2.5 eV.

bands in NiCrO_3 .¹⁸ This suggests that PdCrO_3 remains metallic in ambient pressure, as considering even correlation effects, in contrast to NiCrO_3 (see below).

Effects of correlation. Now we will address results as considering correlation effects. We applied the on-site Coulomb repulsion U to both transition metals. The proper values of U are unclear in this system, yet. In our calculations, values of U were varied in the range of $U=2-7$ eV for both ions, while the Hund's exchange parameter $J=1$ eV remained fixed. Regardless of strength of U in this range, inclusion of U leads to a transition of the low spin to high spin configurations on both ions, and coincidentally a net moment exactly compensated (see below). Besides, from comparison with experimental data, 3–4 eV for Cr and ~ 3 eV for Pd in oxides have been widely used.^{18,22,34} Thus, we will focus on results obtained at $U=4$ eV for Cr and 3 eV for Pd.

The corresponding band structure and DOSs displayed in Figs. 2 and 3 show a half-metal. The orbital-projected DOS of Pd $4d$ is given in the bottom panel of Fig. 3. In the spin down (insulating) channel, a gap of 2.3 eV between the occupied Pd d and the unoccupied Cr t_{2g} manifolds is open. The occupied Pd d states lie in the range of -2.8 to -0.3 eV. The spin up (conducting) channel shows more interesting features due to metallicity. The occupied

Pd e_{1g} manifold lies on the regime of -2.2 to -0.9 eV. The occupied Cr t_{2g} manifold mainly spreads from -2 eV to E_F . The mixture of Pd a_{1g} , O p , and Cr t_{2g} bands is crossover E_F , indicating strong $p-d$ hybridization. In the range of -1 to 0.2 eV, Pd, Cr, and three oxygens distribute equally. This strong hybridization leads to deep valleys at -2 eV, -0.8 eV, and 0.1 eV. The mostly unoccupied Pd e_{2g} manifold with $W=1.5$ eV lies just above E_F .

The correlation effects result in the zero net moment: 2.08 for Cr, -1.26 for Pd, and -0.9 for three O's (in units of μ_B). Thus, the feature of $S=\frac{3}{2}$ Cr³⁺ and (PdO₃)³⁻ seems to be reasonable, considering strong hybridization and metallicity. This indicates a transition of the low spin $S=\frac{1}{2}$ to high spin $S=\frac{3}{2}$ on both Cr and Pd ions by the on-site Coulomb repulsion, resulting in a precisely compensated half-metal (CHM). (These high spin configurations follow the Hund's first rule.)

Effects of Spin-Orbit Coupling. As usual in $3d$ or $4d$ systems, our LSDA+SOC calculations produce tiny orbital moments of several hundredth μ_B on both Cr and Pd ions, implying negligible effects of SOC. However, in Sr₂RhO₄ the electronic structure obtained from LDA+U+SOC calculations is consistent with the angle resolved photoemission (ARPES) data.²² Thus, it is of interest to investigate what happens, considering both correlation and SOC effects. We carried out LDA+U+SOC calculations, implemented in Wien2k. The resulting band structure enlarged near E_F is compared with that of LDA+U in Fig. 4. Although the bands having Cr character show small changes, the largest effects occur in the Pd bands along the Γ - L lines, leading to SOC constant ~ 0.2 eV at the Γ point, enlarged by a factor of two over the value of LSDA+SOC. This shows Coulomb enhanced SOC. These considerable effects result in a large orbital moment of $-0.25\mu_B$ on Pd ions above $U=2$ eV. The Coulomb enhanced SOC is due to orbital polarization enforced by Coulomb repulsion.²²⁻²⁴ In spite of this substantial orbital moment, change in the spin moments is little, as given in Table I. The nearly unchanged spin moment implies tiny mixing with states of the opposite spin. This is also observed in the small change

in DOS by SOC, given in the inset of Fig. 3. So, the half-metallicity remains unchanged even though SOC effects are considerable. Therefore, considering the total net moment of $-0.29 \mu_B$, this system is a half-metal ferrimagnet (HMFI) with large orbital moment.

Discussion and Summary. An isovalent, but presumed cubic double perovskite La₂PdCrO₆ was also investigated. Considering results of PdCrO₃ and octahedral structures of PdO₆ and CrO₆, one may expect formally $S = \frac{1}{2}$ Pd³⁺ and $S = \frac{3}{2}$ Cr³⁺ ions in this system. Thus, either HMFI or HM ferromagnet (HMFM) may be possible in this system. Within LSDA, the spin moment of Cr is parallel to that of Pd, and this system is a simple FM metal with some band overlap. Applying U to both Pd and Cr ions, in the same range as in PdCrO₃, the majority e_g manifold of Pd having $W=2$ eV is half-filled, resulting in HMFM instead of HMFI. The total moment is $4 \mu_B$, decomposed of 2.69 for Cr and 0.67 for Pd. Contrary to PdCrO₃, only little orbital moments are observed in LDA+U+SOC calculations. This may be due to the difference in crystal field splittings between both systems, leading to different orbital polarization. Our calculations show that this HMFM state is stable for small distortion in structure, as observed in the other double perovskites.^{8,10}

In summary, we investigated the as-yet-unsynthesized PdCrO₃, isostructural and isovalent to the trigonally distorted perovskite-derived NiCrO₃, using *ab initio* calculations considering both Coulomb correlations and spin-orbit coupling (LDA+U+SOC). Inclusion of U leads to a precisely compensated half-metal, but unusually large orbital moment of $-0.25 \mu_B$ on Pd ion driven by Coulomb enhanced SOC destroys CHM. Nevertheless, the half-metallicity still survives, so that this system becomes HMFI. Our findings suggest that HM is possible even for the system with substantial SOC and large orbital moments.

We acknowledge W. E. Pickett for fruitful communications and V. Pardo for technical discussion on WIEN2k. This research was supported by the Basic Science Research Program through NRF of Korea under Grant No. 2011-0004683.

¹ For review, see M. I. Katsnelson, V. Yu. Irkhin, L. Chioncel, A. I. Lichtenstein, and R. A. de Groot, Rev. Mod. Phys. **80**, 315 (2008) and references therein.
² R. A. de Groot, F. M. Mueller, P. G. van Engen, and K. H. J. Buschow, Phys. Rev. Lett. **50**, 2024 (1983).
³ R. A. de Groot, A. M. van der Kraan, and K.H.J. Buschow, J. Magn. Mater. **61**, 330 (1986).
⁴ L. Chioncel, E. Arrigoni, M. I. Katsnelson, and A. I.

Lichtenstein, Phys. Rev. B **79**, 125123 (2009).

⁵ S. Lv, H. Li, D. Han, Z. Wu, X. Liu, and J. Meng, J. Magn. Mater. **323**, 416 (2011).

⁶ S. Wurmehl, H. C. Kandpal, G. H. Fecher, and C. Felser, J. Phys.: Condens. Matter **18**, 6171 (2006).

⁷ H. van Leuken and R. A. de Groot, Phys. Rev. Lett. **74**, 1171 (1995).

⁸ W. E. Pickett, Phys. Rev. B **57**, 10613 (1998).

- ⁹ M. S. Park and B. I. Min, Phys. Rev. B **71**, 052405 (2005).
- ¹⁰ K.-W. Lee and W. E. Pickett, Phys. Rev. B **77**, 115101 (2008).
- ¹¹ V. Pardo and W. E. Pickett, Phys. Rev. B **80**, 054415 (2009).
- ¹² W. Song, E. Zhao, J. Meng, and Z. Wu, J. Chem. Phys. **130**, 114707 (2009).
- ¹³ S. H. Chen, Z. R. Xiao, Y. P. Liu, and Y. K. Wang, J. Appl. Phys. **108**, 093908 (2010).
- ¹⁴ M. Nakao, Phys. Rev. B **74**, 172404 (2006).
- ¹⁵ N. H. Long, M. Ogura, and H. Akai, J. Phys.: Condens. Matter **21**, 064241 (2009).
- ¹⁶ S.-J. Hu, and X. Hu, J. Phys. Chem. C **114**, 11614 (2010).
- ¹⁷ E. Sasioglu, Phys. Rev. B **79**, 100406(R) (2009).
- ¹⁸ K.-W. Lee and W. E. Pickett, Phys. Rev. B **83**, 180406(R) (2011).
- ¹⁹ S. Y. Yun, G.-B. Cha, Y. Kwon, S. Cho, and S. C. Hong, J. Magn. Magn. Mater. **272-276**, e1563 (2004).
- ²⁰ T. Nautiyal, T. H. Rho, and K. S. Kim, Phys. Rev. B **69**, 193404 (2004).
- ²¹ V. Rodrigues, J. Bettini, P. C. Silva, and D. Ugarte, Phys. Rev. Lett. **91**, 096801 (2003).
- ²² G.-Q. Liu, V. N. Antonov, O. Jepsen, and O. K. Andersen, Phys. Rev. Lett. **101**, 026408 (2008).
- ²³ T. Maitra and R. Valentí, Phys. Rev. Lett. **99**, 126401 (2007).
- ²⁴ S. Sarkar, T. Maitra, R. Valentí, and T. Saha-Dasgupta, Phys. Rev. Lett. **102**, 216405 (2009).
- ²⁵ S. Sarkar, M. De Raychaudhury, I. Dasgupta, and T. Saha-Dasgupta, Phys. Rev. B **80**, 201101(R) (2009).
- ²⁶ W. E. Pickett and H. Eschrig, J. Phys.: Condens. Matter **19**, 315203 (2007).
- ²⁷ For review, see Ph. Mavropoulos and I. Galanakis, J. Phys.: Condens. Matter **19**, 315232 (2007) and references therein.
- ²⁸ K. Momma and F. Izumi, J. Appl. Crystallogr. **41**, 653 (2008).
- ²⁹ K. Koepf and H. Eschrig, Phys. Rev. B **59**, 1743 (1999).
- ³⁰ K. Schwarz and P. Blaha, Comp. Mat. Sci. **28**, 259 (2003).
- ³¹ In Wien2k, the basis size was determined by $R_{mt}K_{max}=7$ and APW sphere radii (2.05 for Pd, 1.87 for Cr, and 1.65 for O).
- ³² V. I. Anisimov, J. Zaanen, and O. K. Andersen, Phys. Rev. B **44**, 943 (1991).
- ³³ M. T. Czyzyk and G. A. Sawatzky, Phys. Rev. B **49**, 14211 (1994).
- ³⁴ In the metallic Sr_2RhO_4 , $U=2$ eV for Rh ions showed consistent results with the ARPES band structure.²² So, in a metallic system, $U\sim 3$ eV seems to be reasonable for Pd ions. One may expect a higher value of U for an insulating system. However, even for $U=7$ eV, PdCrO_3 remains a compensated half-metal.