

Numerical solution for the anisotropic Willmore flow of graphs

Tomáš Oberhuber

Department of Mathematics, Faculty of Nuclear Sciences and Physical Engineering, Czech Technical University in Prague, Trojanova 13, Praha 2, 120 00, Czech Republic

Abstract

The Willmore flow is well known problem from the differential geometry. It minimizes the Willmore functional defined as integral of the mean-curvature square over given manifold. For the graph formulation, we derive modification of the Willmore flow with anisotropic mean curvature. We define the weak solution and we prove an energy equality. We approximate the solution numerically by the complementary finite volume method. To show the stability, we re-formulate the resulting scheme in terms of the finite difference method. By using simple framework of FDM we show discrete version of the energy equality. The time discretization is done by the method of lines and the resulting system of ODEs is solved by the Runge-Kutta-Merson solver with adaptive integration step. We also show experimental order of convergence as well as results of the numerical experiments, both for several different anisotropies.

Keywords: Anisotropy, Willmore flow, curvature minimization, gradient flow, Laplace-Beltrami operator, method of lines, complementary finite volume method, finite difference method

2000 MSC: 35K35, 35K55, 53C44, 65M12, 65M20, 74S20

1. Introduction

This article extends the isotropic Willmore flow defined by T. J. Willmore in [11]. It is a minimizer of the Willmore functional defined as

$$\mathcal{W}(\Gamma) = \int_{\Gamma} H^2 dS,$$

where Γ is given manifold smooth enough so that the mean curvature H can be evaluated almost everywhere on Γ . Prescribing the following normal velocity

$$V = \Delta_{\Gamma} H + H^3 - 2HK \text{ on } \Gamma(t),$$

Email address: tomas.oberhuber@fjfi.cvut.cz ()

URL: <http://geraldine.fjfi.cvut.cz/~oberhuber> ()

we generate class of manifolds $\Gamma(t)$ so that $\Gamma(t)$ minimizes the Willmore functional as t goes to infinity. One recognizes several formulation of the Willmore depending of the form in which $\Gamma(t)$ is expressed - *the graph formulation* [4, 8, 12], *the level-set formulation* [5, 1] or *the parametric formulation* [7, 1]. Also approximation by *the phase-field model* exists [6]. In this article we will study only the graph formulation. Applications of the Willmore flow can be found in biology [3] or in image processing in image inpainting [2]. Especially in the later one, the anisotropic model can be useful.

2. Problem formulation

We assume having a manifold Γ_0 described as a graph of function u_0 of two variables:

$$\Gamma_0 = \{[\mathbf{x}, u_0(\mathbf{x})] \mid \mathbf{x} \in \Omega \subset \mathbb{R}^2\}, \quad (1)$$

where $\Omega \equiv (0, L_1) \times (0, L_2)$ is an open rectangle and we will denote $\partial\Omega$ its boundary. We assume having convex function $\gamma : \mathbb{R}^{n+1} \setminus \{0\} \rightarrow \mathbb{R}_0^+$, $\gamma = \gamma(p_1, \dots, p_n, -1)$ which is positive 1-homogeneous i.e. $\gamma(\lambda \mathbf{p}) = |\lambda| \gamma(\mathbf{p})$. We will call γ surface energy density and denote

$$\nabla_p \gamma = (\partial_{p_1} \gamma, \dots, \partial_{p_n} \gamma),$$

where $\partial_{p_i} \gamma$ stands for partial derivatives of γ w.r.t. variable p_i . We define anisotropic mean curvature of a manifold Γ_0 smooth enough induced by energy density function γ as

$$H_\gamma(u_0) = \nabla \cdot (\nabla_p \gamma(\nabla u_0, -1)). \quad (2)$$

and the anisotropic Willmore functional as

$$\mathcal{W}_\gamma(u_0) = \frac{1}{2} \int_\Omega H_\gamma^2(u_0) Q(u_0) dx, \quad (3)$$

for $Q(u) = \sqrt{1 + |\nabla u|^2}$. We aim to find a function u^* minimizing (3). The Euler-Lagrange equation for this functional takes the following form

$$\nabla \cdot \left(\mathbb{E}_\gamma(u^*) \nabla w_\gamma(u^*) - \frac{1}{2} \frac{w_\gamma^2(u^*)}{Q^3(u^*)} \nabla u^* \right) = 0, \quad (4)$$

where we denoted

$$\begin{aligned} w_\gamma(u) &:= Q(u) H_\gamma(u), \\ \mathbb{E}_\gamma(u) &:= \partial_{p_i} \partial_{p_j} \gamma(\nabla u, -1) = (\nabla_{\mathbf{p}} \otimes \nabla_{\mathbf{p}}) \gamma(\nabla u, -1). \end{aligned}$$

In the rest of the text we will not emphasize explicitly the dependence of Q, H_γ, w_γ and \mathbb{E}_γ on u . Multiplying (4) by the test function $\varphi \in C^\infty(\Omega)$ and integrating over Ω we get

$$\begin{aligned} 0 &= \int_{\Omega} \nabla \cdot \left(\mathbb{E}_\gamma \nabla w_\gamma - \frac{1}{2} \frac{w_\gamma^2}{Q^3} \nabla u \right) \varphi \, dx = \\ &= - \int_{\partial\Omega} \mathbb{E}_\gamma \nabla w_\gamma \cdot \nu \varphi + \frac{1}{2} \frac{w_\gamma^2}{Q^3} \nabla u \cdot \nu \varphi \, dS + \int_{\Omega} \nabla \cdot (\mathbb{E}_\gamma \nabla w_\gamma) \varphi - \frac{1}{2} \nabla \cdot \left(\frac{w_\gamma^2}{Q^3} \nabla u \right) \varphi \, dx. \end{aligned}$$

The boundary integral over $\partial\Omega$ vanishes if we set

$$\partial_\nu u = 0 \text{ on } \partial\Omega, \quad (5)$$

$$\mathbb{E}_\gamma \nabla w_\gamma \cdot \nu = 0 \text{ on } \partial\Omega. \quad (6)$$

These relations define the Neumann boundary conditions. The Dirichlet boundary conditions

$$u = g_1 \text{ on } \partial\Omega, \quad (7)$$

$$w_\gamma = g_2 \text{ on } \partial\Omega, \quad (8)$$

may be obtained in the same way but taking $\varphi \in C_0^\infty(\Omega)$. In practice, the L_2 -gradient flow of (3) is solve rather than (4) – see [4, 5]. The following definition involves parabolic partial differential equation with unknown function u which is now also dependent on artificial time parameter t i.e. $u = u(t, \mathbf{x})$. In the same sense as in (1), a moving manifold $\Gamma(t)$ is obtained.

Definition 2.1. *Let Ω be a domain in \mathbb{R}^2 . The **anisotropic Willmore flow of graphs with the Dirichlet boundary conditions** and the initial condition u_0 is a fourth order parabolic problem given by*

$$\partial_t u = -Q \nabla \cdot \left(\mathbb{E}_\gamma \nabla w_\gamma - \frac{1}{2} \frac{w_\gamma^2}{Q^3} \nabla u \right) \quad \text{on } (0, T) \times \Omega, \quad (9)$$

$$w_\gamma = Q H_\gamma \quad \text{on } (0, T) \times \Omega, \quad (10)$$

$$u|_{t=0} = u_0 \quad \text{on } \Omega, \quad (11)$$

$$u = g_1, \quad w_\gamma = g_2 \quad \text{on } \partial\Omega. \quad (12)$$

The anisotropic Willmore flow of graphs with the Neumann boundary conditions and the initial condition u_0 is a fourth order parabolic problem given by (9)–(11) and

$$\partial_\nu u = 0, \quad \mathbb{E}_\gamma \nabla w_\gamma \cdot \nu = 0 \quad \text{on } \partial\Omega. \quad (13)$$

We also define the weak formulation:

Definition 2.2. Let Ω be a domain in \mathbb{R}^2 . The weak solution of anisotropic Willmore flow of graphs with the Dirichlet boundary conditions

$$\begin{aligned} u &= g_1 \quad \text{on } \partial\Omega, \\ w_\gamma &= g_2 \quad \text{on } \partial\Omega, \end{aligned}$$

is a couple $u, w_\gamma : (0, T) \rightarrow H_0^1(\Omega)$ which for each test function $\varphi, \xi \in H_0^1(\Omega)$ and a.e. in $(0, T)$ satisfies,

$$\int_{\Omega} \frac{u_t}{Q} \varphi dx = \int_{\Omega} (\mathbb{E}_\gamma \nabla w_\gamma) \cdot \nabla \varphi - \frac{1}{2} \frac{w_\gamma^2}{Q^3} \nabla u \cdot \nabla \varphi dx \quad \text{a.e. in } (0, T) \quad (14)$$

$$\int_{\Omega} \frac{w_\gamma}{Q} \xi dx = - \int_{\Omega} \nabla_{\mathbf{p}} \gamma \cdot \nabla \xi dx. \quad (15)$$

with the initial condition

$$u|_{t=0} = u_0. \quad (16)$$

The weak solution of anisotropic Willmore flow of graphs with homogeneous Neumann boundary conditions

$$\begin{aligned} \partial_\nu u &= 0 \quad \text{on } \partial\Omega, \\ \mathbb{E}_\gamma \nabla w \cdot \nu &= 0 \quad \text{on } \partial\Omega, \end{aligned}$$

is a couple $u, w : (0, T) \rightarrow H^1(\Omega)$ which for each test function $\varphi, \xi \in H^1(\Omega)$ and a.e. in $(0, T)$ satisfies (14)-(15) and the initial condition (16).

For the proof of the numerical stability we will need the following theorem:

Theorem 2.3. For the solution u, w_γ of (14)-(16) with the zero Dirichlet boundary conditions the following energy equality holds:

$$\int_{\Omega} \frac{(\partial_t u)^2}{Q} dx + \frac{1}{2} \frac{d}{dt} \int_{\Omega} H_\gamma^2 Q dx = 0. \quad (17)$$

PROOF. We differentiate (15) with respect to t

$$\int_{\Omega} \frac{\partial_t w_\gamma \xi}{Q} dx - \int_{\Omega} \frac{w_\gamma \xi \partial_t Q}{Q^2} dx + \int_{\Omega} \mathbb{E}_\gamma \nabla \partial_t u \cdot \nabla \xi = 0 \quad \text{for all } \xi \in H_0^1(\Omega) \quad (18)$$

which follows from

$$\begin{aligned} \frac{d}{dt} \nabla_{\mathbf{p}} \gamma(\nabla u, -1) \cdot \nabla \xi &= \frac{d}{dt} \sum_{i=1}^n \partial_{p_i} \gamma(\nabla u, -1) \partial_{p_i} \xi \\ &= \sum_{i,j=1}^n \partial_{p_i} \partial_{p_j} \gamma(\nabla u, -1) \partial_t \partial_{x_j} u \partial_{p_i} \xi \\ &= \mathbb{E}_\gamma \nabla \partial_t u \cdot \nabla \xi. \end{aligned}$$

Substituting $\varphi = \partial_t u$ in (14) and $\xi = w_\gamma$ in (18) we have

$$\int_{\Omega} \frac{(\partial_t u)^2}{Q} dx - \int_{\Omega} (\mathbb{E}_\gamma \nabla w_\gamma) \cdot \nabla \partial_t u dx + \int_{\Omega} \frac{1}{2} \frac{w_\gamma^2}{Q^3} \nabla u \cdot \nabla \partial_t u dx = 0, \quad (19)$$

$$\int_{\Omega} \frac{\partial_t w_\gamma w_\gamma}{Q} dx - \int_{\Omega} \frac{w_\gamma^2 \partial_t Q}{Q^2} dx + \int_{\Omega} (\mathbb{E}_\gamma \nabla \partial_t u) \cdot \nabla w_\gamma = 0 \quad (20)$$

The sum of (19) and (20) gives

$$\int_{\Omega} \frac{(\partial_t u)^2}{Q} + \frac{\partial_t w_\gamma w_\gamma}{Q} - \frac{w_\gamma^2 \partial_t Q}{Q^2} + \frac{1}{2} \frac{w_\gamma^2}{Q^3} \nabla u \cdot \nabla \partial_t u dx = 0.$$

Since $\nabla \partial_t u \cdot \nabla u = \partial_t Q Q$, (1) turns to

$$\int_{\Omega} \frac{(\partial_t u)^2}{Q} + \frac{\partial_t w_\gamma w_\gamma}{Q} - \frac{1}{2} \frac{w_\gamma^2 \partial_t Q}{Q^2} dx = 0,$$

which is indeed what we wanted to show because

$$\frac{1}{2} \frac{d}{dt} H_\gamma^2 Q = \frac{1}{2} \frac{d}{dt} \frac{w_\gamma^2}{Q} = \frac{\partial_t w_\gamma w_\gamma}{Q} - \frac{1}{2} \frac{w_\gamma^2 \partial_t Q}{Q^2}.$$

We will demonstrate the anisotropic Willmore flow of graphs on the following (an)isotropies:

$$\gamma_{iso}(\mathbf{p}) := \sqrt{1 + |\mathbf{p}|^2}, \quad (21)$$

$$\gamma_{\mathbb{G}}(\mathbf{p}, -1) := \sqrt{1 + \mathbf{p}^T \mathbb{G} \mathbf{p}}, \quad (22)$$

$$\gamma_{abs}(\mathbf{P}) := \sum_{i=1}^3 \sqrt{P_i^2 + \epsilon_{abs} \sum_{j=1}^3 P_j^2}, \quad (23)$$

where \mathbb{G} is symmetric positive definite matrix $\mathbb{G} \in \mathbb{R}^{2,2}$ and we use notation $\mathbf{P} = (\mathbf{p}, -1)$. In fact, γ_{iso} represents the isotropic problem. The Wulf shapes W of given anisotropies defined by

$$W = \bigcap_{|\mathbf{q}|=1} \{\mathbf{x} \in \mathbb{R}^n \mid (\mathbf{x}, \mathbf{q}) \leq \gamma(\mathbf{q})\}, \quad (24)$$

are depicted on the Figure 1. Simple calculations show that

$$H_{\gamma_{iso}} = \nabla \cdot \left(\frac{\nabla u}{\sqrt{1 + |\nabla u|^2}} \right), \quad \mathbb{E}_{\gamma_{iso}} = \frac{1}{Q} \left(\mathbb{I} - \frac{\nabla u}{Q} \otimes \frac{\nabla u}{Q} \right), \quad (25)$$

$$H_{\gamma_{\mathbb{G}}} = \nabla \cdot \left(\frac{\mathbb{G} \nabla u}{\gamma_{\mathbb{G}}} \right), \quad \mathbb{E}_{\gamma_{\mathbb{G}}} = \frac{1}{\gamma_{\mathbb{G}}} \left(\mathbb{G} - \frac{\mathbb{G} \nabla u}{\gamma_{\mathbb{G}}} \otimes \frac{\mathbb{G} \nabla u}{\gamma_{\mathbb{G}}} \right). \quad (26)$$

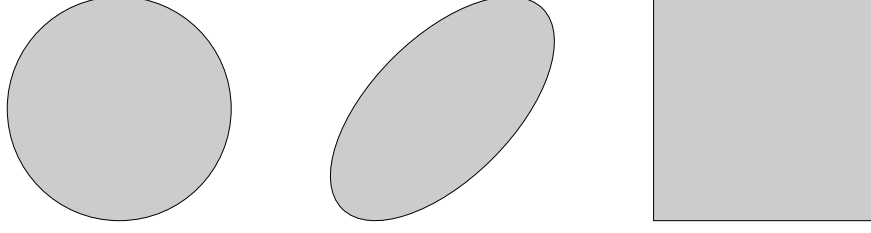


Figure 1: The Wulf shapes of γ_{iso} , $\gamma_{\mathbb{G}}$ and γ_{abs} from left to right.

It is difficult to express $H_{\gamma_{abs}}$ and $\mathbb{E}_{\gamma_{abs}}$ in some compact form and so we only show partial derivatives of γ_{abs} with respect to p_i and p_j for $i, j = 1, 2$.

$$\begin{aligned}
\gamma_{abs,p_i} &= \sum_{j=1}^3 \frac{\epsilon_{abs} p_i}{\sqrt{P_j^2 + \epsilon_{abs} \sum_{k=1}^3 P_k^2}} + \frac{p_i}{\sqrt{p_i^2 + \epsilon_{abs} \sum_{j=1}^3 P_j^2}} \quad \text{for } i = 1, 2, \\
\gamma_{abs,p_i p_i} &= \sum_{j=1}^3 \left(\frac{\epsilon_{abs}}{\sqrt{P_j^2 + \epsilon_{abs} \sum_{k=1}^3 P_k^2}} - \frac{\epsilon_{abs}^2 p_i^2}{(P_j^2 + \epsilon_{abs} \sum_{k=1}^3 P_k^2)^{\frac{3}{2}}} \right) \\
&\quad + \frac{1}{\sqrt{p_i^2 + \epsilon_{abs} \sum_{j=1}^3 P_j^2}} - \frac{p_i^2}{(p_i^2 + \epsilon_{abs} \sum_{j=1}^3 P_j^2)^{\frac{3}{2}}} \quad \text{for } i = 1, 2, \\
\gamma_{abs,p_i p_j} &= - \sum_{k=1}^3 \frac{\epsilon_{abs}^2 p_i p_j}{(P_k^2 + \epsilon_{abs} \sum_{l=1}^3 P_l^2)^{\frac{3}{2}}} - \sum_{k=1}^2 \frac{\epsilon_{abs} p_i p_j}{(P_k^2 + \epsilon_{abs} \sum_{l=1}^3 P_l^2)^{\frac{3}{2}}}.
\end{aligned}$$

3. Space discretization

3.1. The complementary-finite volume method

In [9] we applied the complementary-finite volume method for the space discretization of the anisotropic surface-diffusion flow. In the same manner we discretize even the problem from the Definition 2.1. Let h_1, h_2 be space steps such that $h_1 = \frac{L_1}{N_1}$ and $h_2 = \frac{L_2}{N_2}$ for some $N_1, N_2 \in \mathbb{N}^+$. We define a numerical grid, its closure and its boundary as

$$\omega_h = \{(ih_1, jh_2) \mid i = 1 \cdots N_1 - 1, j = 1 \cdots N_2 - 1\}, \quad (27)$$

$$\bar{\omega}_h = \{(ih_1, jh_2) \mid i = 0 \cdots N_1, j = 0 \cdots N_2\}, \quad (28)$$

$$\partial\omega_h = \bar{\omega}_h \setminus \omega_h. \quad (29)$$

For $u \in C(\bar{\Omega})$ we define its piecewise constant approximation on $\bar{\omega}$ as a grid function u^h defined as $u^h(ih_1, jh_2) := u_{ij}^h := u(ih_1, jh_2)$. We also define a dual

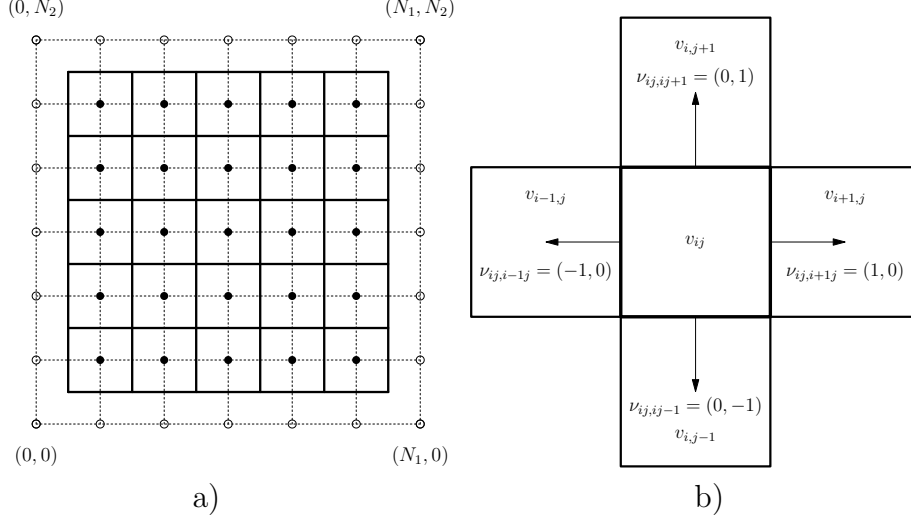


Figure 2: (a) Dual mesh for the complementary finite volumes method - dots denote ω_h (27), circles denote $\partial\omega_h$ (29) and solid lines stand for V_h (30). (b) Notation for $\nu_{ij,\bar{i}\bar{j}}$.

mesh V_h as (see the Figure 2 a))

$$V_h \equiv \left\{ v_{ij} = \left[\left(i - \frac{1}{2} \right) h_1, \left(i + \frac{1}{2} \right) h_1 \right] \times \left[\left(j - \frac{1}{2} \right) h_2, \left(j + \frac{1}{2} \right) h_2 \right] \mid i = 1 \cdots N_1 - 1, j = 1 \cdots N_2 - 1 \right\}. \quad (30)$$

For $0 < i < N_1$, $0 < j < N_2$, i and j fixed, consider a finite volume v_{ij} of the dual mesh V_h , denote its interior as Ω_{ij} , its boundary as Γ_{ij} and let $\mu(\Omega_{ij})$ be the volume of Ω_{ij} . We also denote all the neighboring volumes of the volume v_{ij} as \mathcal{N}_{ij} . For all finite volumes v_{ij} of the dual mesh V_h , the boundary Γ_{ij} consists of four linear segments. We denote them as $\Gamma_{ij,\bar{i}\bar{j}}$. It means that $\Gamma_{ij,\bar{i}\bar{j}}$ is a boundary of the finite volume v_{ij} between nodes (i, j) and (\bar{i}, \bar{j}) . By $l_{ij,\bar{i}\bar{j}}$ we denote the length of this part of Γ_{ij} . We approximate the partial derivatives of u on the boundary of the finite volume v_{ij} as (here $\partial_{x_1}^h$ resp. $\partial_{x_2}^h$ stands for the finite difference w.r.t. x_1 resp. x_2):

$$\begin{aligned} \partial_{x_1}^h u_{ij,i+1j}^h &= \frac{u_{i+1j}^h - u_{ij}^h}{h_1}, & \partial_{x_1}^h u_{ij,i-1j}^h &= \frac{u_{ij}^h - u_{i-1j}^h}{h_1}, \\ \partial_{x_2}^h u_{ij,ij+1}^h &= \frac{u_{ij+1}^h - u_{ij}^h}{h_2}, & \partial_{x_2}^h u_{ij,ij-1}^h &= \frac{u_{ij}^h - u_{ij-1}^h}{h_2}, \end{aligned}$$

and

$$\begin{aligned} \partial_{x_2}^h u_{ij,i+1j}^h &= \frac{u_{ij,i+1j+1}^h - u_{ij,i+1j-1}^h}{h_2}, & \partial_{x_2}^h u_{ij,i-1j}^h &= \frac{u_{ij,i-1j+1}^h - u_{ij,i-1j-1}^h}{h_2}, \\ \partial_{x_1}^h u_{ij,ij+1}^h &= \frac{u_{ij,i+1j+1}^h - u_{ij,i-1j+1}^h}{h_1}, & \partial_{x_1}^h u_{ij,ij-1}^h &= \frac{u_{ij,i+1j-1}^h - u_{ij,i-1j-1}^h}{h_1}, \end{aligned}$$

where we denote

$$\begin{aligned}
u_{ij,i+1j+1}^h &= \frac{1}{4} (u_{ij}^h + u_{i+1j}^h + u_{ij+1}^h + u_{i+1j+1}^h) \\
u_{ij,i+1j-1}^h &= \frac{1}{4} (u_{ij}^h + u_{i+1j}^h + u_{ij-1}^h + u_{i+1j-1}^h) \\
u_{ij,i-1j+1}^h &= \frac{1}{4} (u_{ij}^h + u_{i-1j}^h + u_{ij+1}^h + u_{i-1j+1}^h) \\
u_{ij,i-1j-1}^h &= \frac{1}{4} (u_{ij}^h + u_{i-1j}^h + u_{ij-1}^h + u_{i-1j-1}^h).
\end{aligned}$$

The quantity Q on the boundary of Γ_{ij} is approximated as

$$\begin{aligned}
Q_{ij,i+1j}^h &= \sqrt{1 + (\partial_{x_1}^h u_{ij,i+1j}^h)^2 + (\partial_{x_2}^h u_{ij,i+1j}^h)^2}, \\
Q_{ij,ij+1}^h &= \sqrt{1 + (\partial_{x_1}^h u_{ij,ij+1}^h)^2 + (\partial_{x_2}^h u_{ij,ij+1}^h)^2}, \\
Q_{ij,i-1j}^h &= \sqrt{1 + (\partial_{x_1}^h u_{ij,i-1j}^h)^2 + (\partial_{x_2}^h u_{ij,i-1j}^h)^2}, \\
Q_{ij,ij-1}^h &= \sqrt{1 + (\partial_{x_1}^h u_{ij,ij-1}^h)^2 + (\partial_{x_2}^h u_{ij,ij-1}^h)^2},
\end{aligned}$$

and Q inside the finite volume v_{ij} as

$$Q_{ij}^h = \frac{1}{4} (Q_{ij,i+1j}^h + Q_{ij,ij+1}^h + Q_{ij,i-1j}^h + Q_{ij,ij-1}^h).$$

Integrating (2) over a finite volume Ω_{ij} and applying the Stokes formula we obtain

$$\int_{\Omega_{ij}} H_\gamma dx = \int_{\Omega_{ij}} \nabla \cdot (\nabla_{\mathbf{p}} \gamma) dx = \int_{\Gamma_{ij}} \nabla_{\mathbf{p}} \gamma \cdot \nu dS. \quad (31)$$

where ν denotes the outer unit normal vector to the finite volume boundary Γ_{ij} . We approximate the term on the left as

$$\int_{\Omega_{ij}} H_\gamma dx \approx \mu(\Omega_{ij}) H_{\gamma,ij}^h \quad (32)$$

and the term on the right as

$$\int_{\Gamma_{ij}} \nabla_{\mathbf{p}} \gamma \cdot \nu dS = \sum_{v_{i\bar{j}} \in \mathcal{N}_{ij}} \int_{\Gamma_{ij,i\bar{j}}} \nabla_{\mathbf{p}} \gamma \cdot \nu dS \quad (33)$$

For the inner finite volume $v_{ij} \in V_h$, there are four different neighbors $v_{i\bar{j}} \in \mathcal{N}_{ij}$ (see the Figure 30). All the boundaries $\Gamma_{ij,i\bar{j}}$ are linear segments and so $\nu = \nu_{ij,i\bar{j}}$ is constant there. Moreover we assume that $\nabla_{\mathbf{p}} \gamma$ is constant along $\Gamma_{ij,i\bar{j}}$ too. It gives

$$\sum_{v_{i\bar{j}} \in \mathcal{N}_{ij}} \int_{\Gamma_{ij,i\bar{j}}} \nabla_{\mathbf{p}} \gamma \cdot \nu dS \approx \sum_{v_{i\bar{j}} \in \mathcal{N}_{ij}} l_{ij,i\bar{j}} \nabla_{\mathbf{p}} \gamma_{ij,i\bar{j}} \cdot \nu_{ij,i\bar{j}} \quad (34)$$

where

$$\nabla_{\mathbf{p}} \gamma_{ij, \bar{i}\bar{j}} = (\partial_{p_1} \gamma_{ij, \bar{i}\bar{j}}, \partial_{p_2} \gamma_{ij, \bar{i}\bar{j}})^T = (\partial_{p_1} \gamma (\nabla u_{ij, \bar{i}\bar{j}}^h, -1), \partial_{p_2} \gamma (\nabla u_{ij, \bar{i}\bar{j}}^h, -1))^T. \quad (35)$$

Putting (32) and (34) together we get

$$\mu(\Omega) H_{\gamma, ij}^h = \sum_{v_{\bar{i}\bar{j}} \in \mathcal{N}_{ij}} l_{ij, \bar{i}\bar{j}} \nabla_{\mathbf{p}} \gamma_{ij, \bar{i}\bar{j}} \nu_{ij, \bar{i}\bar{j}} dS, \quad (36)$$

For the regular dual mesh (30) we have

$$\begin{aligned} H_{\gamma, ij}^h &= \frac{1}{h_1 h_2} \left(h_2 \nabla_{\mathbf{p}} \gamma_{ij, i+1j} \cdot (1, 0)^T + h_1 \nabla_{\mathbf{p}} \gamma_{ij, ij+1} \cdot (0, 1)^T \right. \\ &\quad \left. + h_2 \nabla_{\mathbf{p}} \gamma_{ij, i-1j} \cdot (-1, 0)^T + h_1 \nabla_{\mathbf{p}} \gamma_{ij, ij-1} \cdot (0, -1)^T \right) \\ &= \left(\frac{\partial_{p_1} \gamma_{ij, i+1j} - \partial_{p_1} \gamma_{ij, i-1j}}{h_1} + \frac{\partial_{p_2} \gamma_{ij, ij+1} - \partial_{p_2} \gamma_{ij, ij-1}}{h_2} \right), \end{aligned} \quad (37)$$

and the approximation of $w_\gamma = QH_\gamma$ on the finite volume Ω_{ij} is

$$w_{\gamma, ij}^h = Q_{ij}^h H_{\gamma, ij}^h. \quad (38)$$

We set

$$w_{\gamma, ij, i+1j}^h = \frac{1}{2} (w_{\gamma, ij}^h + w_{\gamma, i+1j}^h) \quad , \quad w_{\gamma, ij, ij+1}^h = \frac{1}{2} (w_{\gamma, ij}^h + w_{\gamma, ij+1}^h), \quad (39)$$

$$w_{\gamma, ij, i-1j}^h = \frac{1}{2} (w_{\gamma, ij}^h + w_{\gamma, i-1j}^h) \quad , \quad w_{\gamma, ij, ij-1}^h = \frac{1}{2} (w_{\gamma, ij}^h + w_{\gamma, ij-1}^h). \quad (40)$$

Integrating (9) over Ω_{ij} and applying the Stokes theorem we get

$$\int_{\Omega_{ij}} \frac{1}{Q} \partial_t u dx = - \int_{\Gamma_{ij}} \mathbb{E}_\gamma \nabla w_\gamma \nu - \frac{1}{2} \frac{w_\gamma^2}{Q^3} \partial_\nu u dS \quad (41)$$

where ν is the unit outer normal of the boundary Γ_{ij} . The left hand side is approximated as follows:

$$\int_{\Omega_{ij}} \frac{1}{Q} \partial_t u dx \approx \frac{\mu(\Omega_{ij})}{Q_{ij}^h} \frac{d}{dt} u_{ij}^h = h_1 h_2 \frac{1}{Q_{ij}^h} \frac{d}{dt} u_{ij}^h, \quad (42)$$

where we assume that u_{ij}^h and Q_{ij}^h are constant on the element v_{ij} . For the integral on the right hand side of (41) we have

$$\begin{aligned} & - \int_{\Gamma_{ij}} \mathbb{E}_\gamma \nabla w_\gamma \nu - \frac{1}{2} \frac{w_\gamma^2}{Q^3} \partial_\nu u dS \approx \\ & - \sum_{v_{\bar{i}\bar{j}} \in \mathcal{N}_{ij}} l_{ij, \bar{i}\bar{j}} \left(\mathbb{E}_{\gamma, ij, \bar{i}\bar{j}}^h \nabla w_{\gamma, ij, \bar{i}\bar{j}}^h \nu_{ij, \bar{i}\bar{j}} - \frac{1}{2} \frac{(w_{\gamma, ij, \bar{i}\bar{j}}^h)^2}{(Q_{ij, \bar{i}\bar{j}}^h)^3} \nabla_{ij, \bar{i}\bar{j}} u_{ij}^h \nu_{ij, \bar{i}\bar{j}} \right). \end{aligned} \quad (43)$$

with the usual notation. Putting (42) and (43) together gives

$$\frac{d}{dt}u_{ij}^h = -\frac{Q_{ij}^h}{\mu(\Omega_{ij})} \sum_{\bar{ij} \in \mathcal{N}_{ij}} l_{ij,\bar{ij}} \left(\mathbb{E}_{\gamma,ij,\bar{ij}}^h \nabla w_{\gamma,ij,\bar{ij}}^h \nu_{ij,\bar{ij}} - \frac{1}{2} \frac{(w_{\gamma,ij,\bar{ij}}^h)^2}{(Q_{ij,\bar{ij}}^h)^3} \nabla_{ij,\bar{ij}} u_{ij}^h \nu_{ij,\bar{ij}} \right).$$

In the terms of the regular dual mesh (30) we get

$$\begin{aligned} \frac{d}{dt}u_{ij}^h &= -\frac{Q_{ij}^h}{h_1 h_2} \left[h_2 \left(\mathbb{E}_{\gamma,ij,i+1j}^h \nabla w_{\gamma,ij,i+1j}^h (1,0)^T - \frac{1}{2} \frac{(w_{\gamma,ij,i+1j}^h)^2}{(Q_{ij,i+1j}^h)^3} \nabla u_{ij,i+1j}^h (1,0)^T \right) \right. \\ &+ h_1 \left(\mathbb{E}_{\gamma,ij,ij+1}^h \nabla w_{\gamma,ij,ij+1}^h (0,1)^T - \frac{1}{2} \frac{(w_{\gamma,ij,ij+1}^h)^2}{(Q_{ij,ij+1}^h)^3} \nabla u_{ij,ij+1}^h (0,1)^T \right) \\ &+ h_2 \left(\mathbb{E}_{\gamma,ij,i-1j}^h \nabla w_{\gamma,ij,i-1j}^h (-1,0)^T - \frac{1}{2} \frac{(w_{\gamma,ij,i-1j}^h)^2}{(Q_{ij,i-1j}^h)^3} \nabla u_{ij,i-1j}^h (-1,0)^T \right) \\ &\left. + h_1 \left(\mathbb{E}_{\gamma,ij,ij-1}^h \nabla w_{\gamma,ij,ij-1}^h (0,-1)^T - \frac{1}{2} \frac{(w_{\gamma,ij,ij-1}^h)^2}{(Q_{ij,ij-1}^h)^3} \nabla u_{ij,ij-1}^h (0,-1)^T \right) \right]. \end{aligned}$$

where for

$$\mathbb{E}_{\gamma,ij,\bar{ij}}^h = \begin{pmatrix} \mathbb{E}_{\gamma,11,ij,\bar{ij}}^h & \mathbb{E}_{\gamma,12,ij,\bar{ij}}^h \\ \mathbb{E}_{\gamma,21,ij,\bar{ij}}^h & \mathbb{E}_{\gamma,22,ij,\bar{ij}}^h \end{pmatrix}, \quad (44)$$

we have

$$\begin{aligned} \mathbb{E}_{\gamma,ij,i+1j}^h &= \partial_{p_1} \partial_{p_1} \gamma (\nabla u_{ij,i+1j}^h, -1) \quad , \quad \mathbb{E}_{\gamma,ij,ij+1}^h = \partial_{p_1} \partial_{p_2} \gamma (\nabla u_{ij,ij+1}^h, -1) \quad , \\ \mathbb{E}_{\gamma,ij,i-1j}^h &= \partial_{p_1} \partial_{p_1} \gamma (\nabla u_{ij,i-1j}^h, -1) \quad , \quad \mathbb{E}_{\gamma,ij,ij-1}^h = \partial_{p_1} \partial_{p_2} \gamma (\nabla u_{ij,ij-1}^h, -1) \quad . \end{aligned}$$

The Neumann boundary condition $\partial_\nu u = 0$ on $\partial\Omega$ takes the following discrete form

$$\text{if } i = 1 \text{ then } \nu = (-1, 0) \Rightarrow \frac{1}{h_1} (u_{1,j}^h - u_{0,j}^h) = 0, \quad (45)$$

$$\text{if } i = N_1 - 1 \text{ then } \nu = (1, 0) \Rightarrow \frac{1}{h_1} (u_{N_1,j}^h - u_{N_1-1,j}^h) = 0, \quad (46)$$

$$\text{if } j = 1 \text{ then } \nu = (0, -1) \Rightarrow \frac{1}{h_2} (u_{i,1}^h - u_{i,0}^h) = 0, \quad (47)$$

$$\text{if } j = N_2 - 1 \text{ then } \nu = (0, 1) \Rightarrow \frac{1}{h_2} (u_{i,N_2}^h - u_{i,N_2-1}^h) = 0 \quad (48)$$

and from (13) we get

$$\text{if } i = 1 \text{ then } \nu = (-1, 0) \Rightarrow \mathbb{E}_{\gamma,11,1j,0j} \partial_{x_1} w_{\gamma,1j,0j}^h + \mathbb{E}_{\gamma,12,1j,0j} \partial_{x_2} w_{\gamma,1j,0j}^h = 0, \quad (49)$$

$$\begin{aligned} \text{if } i = N_1 - 1 \text{ then } \nu = (1, 0) \Rightarrow & \mathbb{E}_{\gamma,11,N_1-1j,N_1j} \partial_{x_1} w_{\gamma,N_1-1j,N_1j}^h + \\ & \mathbb{E}_{\gamma,12,N_1-1j,N_1j} \partial_{x_2} w_{\gamma,N_1-1j,N_1j}^h = 0, \end{aligned} \quad (50)$$

$$\text{if } j = 1 \text{ then } \nu = (0, -1) \Rightarrow \mathbb{E}_{\gamma,21,i1,i0} \partial_{x_1} w_{\gamma,i1,i0}^h + \mathbb{E}_{\gamma,22,i1,i0} \partial_{x_2} w_{\gamma,i1,i0}^h = 0, \quad (51)$$

$$\begin{aligned} \text{if } j = N_2 - 1 \text{ then } \nu = (0, 1) \Rightarrow & \mathbb{E}_{\gamma,21,iN_2-1,iN_2} \partial_{x_1} w_{\gamma,iN_2-1,iN_2}^h + \\ & \mathbb{E}_{\gamma,22,iN_2-1,iN_2} \partial_{x_2} w_{\gamma,iN_2-1,iN_2}^h = 0. \end{aligned} \quad (52)$$

3.2. The finite difference method

We will prove the discrete version of the Theorem 2.3 in very similar manner as in [8]. For this purpose we need to re-formulate the complementary finite volume scheme by the finite difference method. We complete the numerical grid with virtual nodes representing the finite volumes edges and we denote the new grid by ϖ_h . We index the nodes of ϖ_h by indices $i \pm \frac{1}{2}$ and $j \pm \frac{1}{2}$. We define $u_{i \pm \frac{1}{2}, j \pm \frac{1}{2}}^h = \frac{1}{2} (u_{i \pm 1, j \pm 1}^h + u_{ij}^h)$ and denote by the uppercase a grid function with doubled indices i.e.

$$U_{kl}^h = u_{\frac{k}{2}, \frac{l}{2}}^h \quad \text{for } k, l \in 0 \cdots 2N. \quad (53)$$

We introduce the finite differences as follows:

$$\begin{aligned} U_{f.,kl}^h &= 2 \frac{U_{k+1,l}^h - U_{kl}^h}{h}, & U_{b.,kl}^h &= 2 \frac{U_{kl}^h - U_{k-1,l}^h}{h}, \\ U_{.f.,kl}^h &= 2 \frac{U_{k,l+1}^h - U_{kl}^h}{h}, & U_{.b.,kl}^h &= 2 \frac{U_{kl}^h - U_{k,l-1}^h}{h}, \\ U_{c.,kl}^h &= \frac{1}{2} (U_{f.,kl}^h + U_{b.,kl}^h), & U_{.c.,kl}^h &= \frac{1}{2} (U_{.f.,kl}^h + U_{.b.,kl}^h) \end{aligned}$$

To approximate the gradient of u we define

$$\nabla^h u_{ij}^h = (U_{c.,2i,2j}^h, U_{.c,2i,2j}^h) \quad \text{for } i, j \in 1 \cdots N - 1$$

Note that since we define $\nabla^h u_{ij}^h$ in terms of U_{kl}^h we can also write $\nabla^h u_{i \pm \frac{1}{2}, j \pm \frac{1}{2}}^h$ for $i, j = 1 \cdots N - 1$. The terms in (9)-(10) are approximated as follows

$$\begin{aligned} Q_{i \pm \frac{1}{2}, j \pm \frac{1}{2}}^h &= \sqrt{1 + \left| \nabla^h u_{i \pm \frac{1}{2}, j \pm \frac{1}{2}}^h \right|^2}, & Q_{ij}^h &= \frac{1}{4} \sum_{\substack{\zeta, \eta \in \{-1, 1\} \\ |\zeta| + |\eta| = 1}} Q_{i + \frac{\zeta}{2}, j + \frac{\eta}{2}}^h, \\ \mathbb{E}_{\gamma, ij}^h &= \mathbb{E}_{\gamma} (u_{ij}^h), & H_{\gamma, ij}^h &= H_{\gamma} (u_{ij}^h) \end{aligned}$$

and the scheme has a form

$$\frac{du^h}{dt} = -Q_{ij}^h \nabla^h \cdot \left(\mathbb{E}_{\gamma,ij}^h \nabla^h w_{\gamma,ij}^h - \frac{1}{2} \frac{(w_{\gamma,ij}^h)^2}{(Q_{ij}^h)^3} \nabla^h u_{ij}^h \right), \quad (54)$$

$$w_{\gamma,ij}^h = Q_{ij}^h H_{\gamma,ij}^h \quad (55)$$

Approximation of the Dirichlet boundary conditions is straightforward and the Neumann boundary conditions are handled as in (45)–(52). In what follows we define several discrete scalar products and we prove the discrete version of the Green formula. Assume having $f, g : \bar{\omega}_h \rightarrow \mathbb{R}$, $\mathbf{f} : \bar{\omega}_h \rightarrow \mathbb{R}^2$ and the related functions $F, G : \varpi_h \rightarrow \mathbb{R}$, $\mathbf{F} : \varpi_h \rightarrow \mathbb{R}^2$ given by (53) we define

$$\begin{aligned} [F, G]_{pq}^{PQ} &= \frac{h_1 h_2}{4} \sum_{k=p, l=q}^{P, Q} F_{kl} G_{kl}, \quad (f, g)_h = (F, G)_h = [F, G]_{11}^{2N-1, 2N-1}, \\ (F, G_c)_c &= [F, G_f]_{0,1}^{2N-1, 2N-1} + [F, G_b]_{1,1}^{2N, 2N-1}, \\ (F, G_c)_c &= [F, G_f]_{1,0}^{2N-1, 2N-1} + [F, G_b]_{1,1}^{2N-1, 2N}, \\ (\mathbf{F}, \nabla^h G)_c &= (F^1, G_c)_c + (F^2, G_c)_c \end{aligned}$$

For the purpose of analysis, we will need the following grid version of the Green formula

Lemma 3.1. *Let $u^h, v^h : \bar{\omega}_h \rightarrow \mathbb{R}$ and $U^h, V^h : \varpi_h \rightarrow \mathbb{R}$ related to u, v by (53). Then the Green formula is valid:*

$$\begin{aligned} (\nabla^h u^h, v^h)_h &= - (u^h, \nabla^h v^h)_c \\ &+ \frac{h_1}{2} \left(\sum_{l=1}^{2N-1} [(U_{2N-1,l}^h + U_{2N,l}^h) V_{2N,l}^h - (U_{0l}^h + U_{1l}^h) V_{0l}^h] \right) \\ &+ \frac{h_2}{2} \left(\sum_{k=1}^{2N-1} [(U_{k,2N-1}^h + U_{k,2N}^h) V_{k,2N}^h - (U_{k0}^h + U_{k1}^h) V_{k0}^h] \right) \end{aligned}$$

PROOF. It is easy to see that for fixed $k, l = 0, \dots, 2N$ the following relations holds.

$$[U_b^h, V^h]_{1,l}^{2N-1,l} = - [U, V_f^h]_{0,l}^{2N-1,l} + \frac{h_1}{2} (U_{2N-1,l}^h V_{2N,l}^h - U_{0l}^h V_{0l}^h), \quad (56)$$

$$[U_f^h, V^h]_{1,l}^{2N-1,l} = - [U, V_b^h]_{1,l}^{2N,l} + \frac{h_1}{2} (U_{2N,l}^h V_{2N,l}^h - U_{1l}^h V_{0l}^h), \quad (57)$$

$$[U_b^h, V^h]_{k,1}^{k,2N-1} = - [U, V_f^h]_{k,0}^{k,2N-1} + \frac{h_2}{2} (U_{k,2N-1}^h V_{k,2N}^h - U_{k0}^h V_{k0}^h) \quad (58)$$

$$[U_f^h, V^h]_{k,1}^{k,2N-1} = - [U, V_b^h]_{k,1}^{k,2N} + \frac{h_2}{2} (U_{k,2N}^h V_{k,2N}^h - U_{k1}^h V_{k0}^h) \quad (59)$$

Putting together (56) with (57) resp. (58) with (59) and summing over $l = 1, \dots, 2N - 1$ resp. over $k = 1, \dots, 2N - 1$ we obtain

$$\begin{aligned} (U_c^h, V^h)_h &= -(U, V_c^h)_c + \frac{h_1}{2} \sum_{l=1}^{2N-1} [(U_{2N-1,l}^h + U_{2N,l}^h) V_{2N,l}^h - (U_{0l}^h + U_{1l}^h) V_{0l}^h], \\ (U_{\cdot c}^h, V^h)_h &= -(U, V_{\cdot c}^h)_c + \frac{h_2}{2} \sum_{k=1}^{2N-1} [(U_{k,2N-1}^h + U_{k,2N}^h) V_{k,2N}^h - (U_{k0}^h + U_{k1}^h) V_{k0}^h], \end{aligned}$$

which gives

$$\begin{aligned} (\nabla^h U, V^h)_h &= -(U, \nabla^h V)_c \\ &+ \frac{h_1}{2} \left(\sum_{l=1}^{2N-1} [(U_{2N-1,l}^h + U_{2N,l}^h) V_{2N,l}^h - (U_{0l}^h + U_{1l}^h) V_{0l}^h] \right) \\ &+ \frac{h_2}{2} \left(\sum_{k=1}^{2N-1} [(U_{k,2N-1}^h + U_{k,2N}^h) V_{k,2N}^h - (U_{k0}^h + U_{k1}^h) V_{k0}^h] \right) \end{aligned}$$

The following form of the previous Lemma 3.1 will be more convenient for us:

Lemma 3.2. *Let $p^h, u^h, v^h : \bar{\omega}_h \rightarrow \mathbb{R}$ and $v|_{\partial\omega} = 0$. Then*

$$(\nabla^h \cdot (p^h \nabla^h u^h), v^h)_h = - (p^h \nabla^h u^h, \nabla^h v^h)_c. \quad (60)$$

Theorem 3.3. *For solution of (54)–(55) such that $u^h|_{\partial\omega_h} = 0$ and $w_\gamma^h = 0|_{\partial\omega_h}$ the following energy equality holds*

$$\left((u_t^h)^2, \frac{1}{Q^h} \right)_h + \frac{d}{dt} \left((H_\gamma^h)^2, Q^h \right)_h = 0.$$

PROOF. We start with the equation for $w_{\gamma,ij}^h$ (55), divide by Q_{ij}^h , multiply by ξ_{ij} vanishing on $\partial\omega_h$ and sum over ω .

$$\left(\frac{w_\gamma^h}{Q^h}, \xi \right)_h = (\nabla^h \cdot (\gamma_p (\nabla^h u^h, -1)), \xi)_h.$$

The Green theorem (60) gives

$$\left(\frac{w_\gamma^h}{Q^h}, \xi \right)_h = - (\nabla^h \xi, \nabla_p (\nabla^h u^h, -1)). \quad (61)$$

Taking the right hand side of (54), multiplying by a test function φ vanishing at $\partial\omega_h$ and applying the Green theorem (60) we obtain

$$\left(-\nabla^h \cdot \left(2\mathbb{E}^h \nabla^h w_\gamma^h - \frac{(w_\gamma^h)^2}{(Q^h)^3} \nabla^h u^h\right), \varphi\right)_h = \left(2\mathbb{E}^h \nabla^h w_\gamma^h - \frac{(w_\gamma^h)^2}{(Q^h)^3} \nabla^h u^h, \nabla^h \varphi\right)_c. \quad (62)$$

Differentiating (61) with respect to t we obtain

$$\begin{aligned} & \frac{d}{dt} \left(\frac{w_\gamma^h}{Q^h}, \xi\right)_h + \frac{d}{dt} (\nabla_{p_i} \gamma (\nabla^h u^h, -1), \nabla^h \xi)_c = \\ & \frac{d}{dt} \left(\frac{w_\gamma^h}{Q^h}, \xi\right)_h + ((\nabla_p \otimes \nabla_p) \gamma (\nabla^h u^h, -1) \nabla^h u_t^h, \nabla^h \xi)_c \\ & = \left(\frac{w_{\gamma,t}^h}{Q^h}, \xi\right)_h - \left(\frac{Q_t^h \cdot w_\gamma^h}{(Q^h)^2}, \xi\right)_h + (\mathbb{E}^h \nabla^h u_t^h, \nabla^h \xi)_c = 0. \end{aligned}$$

After substituting $\xi = w_\gamma^h$ we obtain

$$\left(\frac{w_{\gamma,t}^h}{Q^h}, w_\gamma^h\right)_h - \left(\frac{Q_t^h}{(Q^h)^2}, (w_\gamma^h)^2\right)_h + (\mathbb{E}^h \nabla^h u_t^h, \nabla^h w_\gamma^h)_c = 0, \quad (63)$$

and a substitution $\varphi = u_t^h$ in (62) gives

$$\left((u_t^h)^2, \frac{1}{Q^h}\right)_h - \left(2\mathbb{E}^h \nabla^h w_\gamma^h - \frac{(w_\gamma^h)^2}{(Q^h)^3} \nabla^h u^h, \nabla^h u_t^h\right)_c = 0. \quad (64)$$

Substituting (63) to (64) (term $\mathbb{E}^h \nabla^h w_\gamma^h$) we have

$$\begin{aligned} & \left((u_t^h)^2, \frac{1}{Q^h}\right)_h + \left(\frac{w_{\gamma,t}^h}{Q^h}, w_\gamma^h\right)_h - \left(\frac{Q_t^h}{(Q^h)^2}, (w_\gamma^h)^2\right)_h + \\ & \left(\frac{(w_\gamma^h)^2}{(Q^h)^3}, \nabla^h u^h \cdot \nabla^h u_t^h\right)_c = 0. \end{aligned} \quad (65)$$

We remind that $\nabla^h u^h \cdot \nabla^h u_t^h = Q^h \cdot Q_t^h$ which gives

$$\left((u_t^h)^2, \frac{1}{Q^h}\right)_h + \left(\frac{w_{\gamma,t}^h}{Q^h}, w_\gamma^h\right)_h - \left(\frac{Q_t^h}{(Q^h)^2}, (w_\gamma^h)^2\right)_h + \left(\frac{(w_\gamma^h)^2}{(Q^h)^2}, Q_t^h\right)_c = 0. \quad (66)$$

It is equivalent to

$$\left((u_t^h)^2, \frac{1}{Q^h} \right)_h + \left(\frac{w_{\gamma,t}^h}{(Q^h)^2}, w_\gamma^h \right)_h - \left(\frac{Q_t^h}{(Q^h)^2}, (w_\gamma^h)^2 \right)_h + S_h = 0, \quad (67)$$

for

$$S_h = \frac{h_1^2}{4} \sum_{i=1}^{2N-1} \left[\left(\frac{w_{\gamma,i,2N}^h}{Q_{i,2N}^h} \right)^2 \cdot Q_{t,i,2N}^h + \left(\frac{w_{\gamma,i0}^h}{Q_{i0}^h} \right)^2 \cdot Q_{t,i0}^h \right] + \frac{h_2^2}{4} \sum_{j=1}^{2N-1} \left[\left(\frac{w_{\gamma,2Nj}^h}{Q_{2Nj}^h} \right)^2 \cdot Q_{t,2Nj}^h + \left(\frac{w_{\gamma,0j}^h}{Q_{0j}^h} \right)^2 \cdot Q_{t,0j}^h \right].$$

Finally from (67) we have

$$\left((u_t^h)^2, \frac{1}{Q^h} \right)_h + \frac{d}{dt} \left((H_\gamma^h)^2, Q^h \right)_h + S_h = 0.$$

The term S_h is vanishing on $\partial\omega$ because of the zero Dirichlet boundary conditions.

4. Time discretization

The semi-discrete problem (44) is discretize in time by the method of lines in the same way as in [10]. Here, the resulting system of ODEs is solved by the Runge-Kutta-Merson solver with adaptive integration time step implemented in CUDA to run on GPU.

5. Experimental order of convergence

To our best knowledge, there is not known any analytical solution for the Willmore flow of graphs even in the isotropic case. To be able to measure the experimental order of convergence we will solve a modified problem with additional forcing term F having the following form:

$$\partial_t u = -Q \nabla \cdot \left(\mathbb{E}_\gamma \nabla w_\gamma - \frac{1}{2} \frac{w_\gamma^2}{Q^3} \nabla u \right) + F(u) \text{ on } (0, T) \times \Omega, \quad (68)$$

$$w_\gamma = Q H_\gamma \text{ on } (0, T) \times \Omega, \quad (69)$$

$$u|_{t=0} = u_0 \text{ on } \Omega, \quad (70)$$

$$u = g, w_\gamma = 0 \text{ on } \partial\Omega. \quad (71)$$

Having a function $\zeta(\mathbf{x}, t)$, we set

$$F_W(\zeta) = Q(\zeta) \nabla \cdot \left(\frac{1}{Q(\zeta)} \mathbb{P}(\zeta) \nabla w_\gamma(\zeta) - \frac{1}{2} \frac{w_\gamma^2(\zeta)}{Q^3(\zeta)} \nabla \zeta \right) + \partial_t \zeta \text{ on } \Omega \times [0, T],$$

$$w_\gamma(\zeta) = Q(\zeta) H_\gamma(\zeta) \text{ on } \Omega \times [0, T].$$

As an analytical solution $\zeta(\mathbf{x}, t)$ of (68)–(71) we chose the following function

$$\zeta(x, y, t) := \cos(\pi t) \frac{1}{r^{2n}} (x^n - r^n)(y^n - r^n) \exp(-\sigma(x^2 + y^2)) \text{ on } \Omega \times [0, T], \quad (72)$$

for $\Omega \equiv [-r, r]^2$. For given T , we evaluate the errors in the norms of the spaces $L_1(\Omega; [0, T])$, $L_2(\Omega; [0, T])$ and $L_\infty(\Omega; [0, T])$ resp. their approximations

$$\|u^h - \mathcal{P}_h(\zeta)\|_{L_1(\omega_h; [0, T])}^{h, \tau} := \sum_{i, j, k=0}^{N_1, N_2, M} \tau |u_{ij}^h(k\tau) - \zeta(-r + ih, -r + jh, k\tau)| h^2, \quad (73)$$

$$\|u^h - \mathcal{P}_h(\zeta)\|_{L_2(\omega_h; [0, T])}^{h, \tau} := \left(\sum_{i, j, k=0}^{N_1, N_2, M} \tau (u_{ij}^h(k\tau) - \zeta(-r + ih, -r + jh, k\tau))^2 h^2 \right)^{\frac{1}{2}}, \quad (74)$$

$$\|u^h - \mathcal{P}_h(\zeta)\|_{L_\infty(\omega_h; [0, T])}^{h, \tau} := \max_{\substack{i=0, \dots, N_1 \\ j=0, \dots, N_2 \\ k=0, \dots, M}} |u_{ij}^h(k\tau) - \zeta(-r + ih, -r + jh, k\tau)|, \quad (75)$$

for $\tau = T/M$. We would like to emphasize that τ does not correspond with the time step of the solver. The experimental order of convergence is evaluated as follows - for two approximations u^{h_1} and u^{h_2} obtained by the discretization with the space steps h_1 and h_2 we compute the approximation errors Err_{h_1} and Err_{h_2} in one norm of (73)–(75) and then we set

$$EOC(Err_{h_1}, Err_{h_2}) := \frac{\log(Err_{h_1}/Err_{h_2})}{\log(h_1/h_2)}. \quad (76)$$

The results are presented in the Tables 1–8. The solution of (68)–(71) was approximated on the domain $\Omega \equiv [-4, 4]^2$ and the time interval $[0, 0.1]$. The Tables 1 – 2 show EOC for u and w with the isotropic setting. Both unknown functions are approximated with the second order. The Tables 3 – 4 show anisotropy (22) where

$$\mathbb{G} = \begin{pmatrix} 2 & 0 \\ 0 & 1 \end{pmatrix}. \quad (77)$$

Even in this case we obtained EOC equals to 2. As we can see in the Tables 5 – 6, if we set

$$\mathbb{G} = \begin{pmatrix} 2 & 1 \\ 1 & 1 \end{pmatrix}, \quad (78)$$

mixed partial derivatives are involved and EOC drops to 1 for both u and w_γ . The last test is with the anisotropy given by (23) and we set $\epsilon_{abs} = 0.1$. Results are presented in the Tables 7 and 8. The non-linearity is much stronger here and it is not clear whether EOC is 1 or 2 from the Tables 7 and 8. It would require computation on finer meshes which we were not able to do because of very long time needed for such simulation.

Meshes	h	$L_1(\Omega)$		$L_2(\Omega)$		$L_\infty(\Omega)$	
		Err.	EOC	Err.	EOC	Err.	EOC
16	0.5	0.09		0.2		1.05	
32	0.25	$4.37 \cdot 10^{-3}$	4.5	$4.39 \cdot 10^{-3}$	5.52	$2.82 \cdot 10^{-2}$	5.21
64	0.125	$9.96 \cdot 10^{-4}$	2.13	$7.55 \cdot 10^{-4}$	2.54	$1.68 \cdot 10^{-3}$	4.06
128	0.0625	$2.49 \cdot 10^{-4}$	1.99	$1.89 \cdot 10^{-4}$	1.99	$4.22 \cdot 10^{-4}$	1.99
256	0.03125	$6.25 \cdot 10^{-5}$	1.99	$4.74 \cdot 10^{-5}$	1.00	$1.05 \cdot 10^{-4}$	1.99

Table 1: EOC of the approximation of the function u with the anisotropy defined by (21).

Meshes	h	$L_1(\Omega)$		$L_2(\Omega)$		$L_\infty(\Omega)$	
		Err.	EOC	Err.	EOC	Err.	EOC
16	0.5	0.48		0.83		3.65	
32	0.25	$3.19 \cdot 10^{-2}$	3.92	$4.89 \cdot 10^{-2}$	4.09	0.53	2.77
64	0.125	$7.02 \cdot 10^{-3}$	2.18	$7.79 \cdot 10^{-3}$	2.65	$8.81 \cdot 10^{-2}$	2.59
128	0.0625	$1.76 \cdot 10^{-3}$	1.99	$1.91 \cdot 10^{-3}$	2.02	$2.1 \cdot 10^{-2}$	2.06
256	0.03125	$4.40 \cdot 10^{-4}$	2	$4.75 \cdot 10^{-4}$	2	$5.2 \cdot 10^{-3}$	2.01

Table 2: EOC of the approximation of the function w_γ with the anisotropy defined by (21).

Meshes	h	$L_1(\Omega)$		$L_2(\Omega)$		$L_\infty(\Omega)$	
		Err.	EOC	Err.	EOC	Err.	EOC
16	0.5	0.7		1.2		5.5	
32	0.25	0.53	0.4	0.93	0.37	4.9	0.17
64	0.125	0.085	2.6	0.24	2	1.5	1.8
128	0.0625	0.0059	3.8	0.013	4.2	0.089	4
256	0.03125	0.0015	2	0.0035	1.9	0.024	1.9

Table 3: EOC of the approximation of the function u with the anisotropy defined by (22) and (77).

Meshes	h	$L_1(\Omega)$		$L_2(\Omega)$		$L_\infty(\Omega)$	
		Err.	EOC	Err.	EOC	Err.	EOC
16	0.5	3.5		7.3		41	
32	0.25	3.2	0.15	7.3	0	44	-0.1
64	0.125	0.58	2.4	1.6	2.1	19	1.2
128	0.0625	0.04	3.9	0.085	4.3	0.5	5.2
256	0.03125	0.01	1.9	0.023	1.9	0.14	1.9

Table 4: EOC of the approximation of the function w_γ with the anisotropy defined by (22) and (77).

Meshes	h	$L_1(\Omega)$		$L_2(\Omega)$		$L_\infty(\Omega)$	
		Err.	EOC	Err.	EOC	Err.	EOC
16	0.5	2.1		4		19	
32	0.25	0.46	2.2	0.64	2.6	2.9	2.7
64	0.125	0.15	1.6	0.34	0.92	1.9	0.59
128	0.0625	0.06	1.3	0.16	1.1	1.1	0.74
256	0.03125	0.025	1.2	0.08	0.99	0.72	0.66

Table 5: EOC of the approximation of the function u with the anisotropy defined by (22) and (78).

Meshes	h	$L_1(\Omega)$		$L_2(\Omega)$		$L_\infty(\Omega)$	
		Err.	EOC	Err.	EOC	Err.	EOC
16	0.5	12		27		120	
32	0.25	3.3	1.9	5	2.4	30	2
64	0.125	1.2	1.5	2.7	0.9	25	0.26
128	0.0625	0.53	1.1	1.3	0.99	13	0.92
256	0.03125	0.25	1.1	0.76	0.82	8.3	0.68

Table 6: EOC of the approximation of the function w_γ with the anisotropy defined by (22) and (78).

Meshes	h	$L_1(\Omega)$		$L_2(\Omega)$		$L_\infty(\Omega)$	
		Err.	EOC	Err.	EOC	Err.	EOC
16	0.5	2.9		3.2		9	
32	0.25	1.8	0.72	1.7	0.9	4.4	1
64	0.125	0.46	1.9	1.5	0.17	15	-1.8
128	0.0625	0.078	2.6	0.11	3.7	0.55	4.8
256	0.03125	0.027	1.47	0.045	1.28	0.18	1.6

Table 7: EOC of the approximation of the function u with the anisotropy defined by (23) and $\epsilon_{abs} = 1$.

Meshes	h	$L_1(\Omega)$		$L_2(\Omega)$		$L_\infty(\Omega)$	
		Err.	EOC	Err.	EOC	Err.	EOC
16	0.5	14		14		41	
32	0.25	8.6	0.69	8.3	0.74	29	0.49
64	0.125	9	-0.067	36	-2.1	460	-4
128	0.0625	0.69	3.7	1.1	5	5.3	6.4
256	0.03125	0.29	1.25	0.49	1.16	1.49	1.8

Table 8: EOC of the approximation of the function w_γ with the anisotropy defined by (23) and $\epsilon_{abs} = 1$.

6. Numerical experiments

On the Figures 3–5 we show results of qualitative analysis. The initial condition is $u_0 = \sin\left(3\pi\sqrt{x^2 + y^2}\right)$ on $\Omega \equiv [-2, 2]^2$ and we set the Neumann boundary conditions $\partial_\nu \varphi = \mathbb{E}_\gamma \nabla w_\gamma \cdot \nu = 0$ on $\partial\Omega$. The computational domain is covered by 100×100 meshes. The Figure 3 depicts result obtained with the anisotropy given by (22) and

$$\mathbb{G} := \begin{pmatrix} 8 & 0 \\ 0 & 1 \end{pmatrix} \quad (79)$$

on the time interval $[0, 0.001]$. The Figure 4 show the same anisotropy (22) but with

$$\mathbb{G} := \begin{pmatrix} 10 & 8 \\ 8 & 10 \end{pmatrix} \quad (80)$$

on the time interval $[0, 1.024 \cdot 10^{-3}]$. And finally the Figure 5 reveals the behavior of the anisotropy given by (23) with $\epsilon_{abs} = 0.001$ on the time interval $[0, 0.006]$.

7. Conclusion

We have presented new mathematical formulation for the anisotropic Willmore flow of graphs. We have proved energy equality for the new problem. To approximate the solution numerically we showed complementary finite volume based scheme. We also show how to re-formulate the numerical scheme by the finite difference method. This approach allowed us to prove stability of the numerical scheme. The computational part of the article contains experimental order of convergence evaluated on both studied anisotropies. We also showed few qualitative results.

8. Acknowledgment

This work was partially supported by the grant No. SGS11/161/OHK4/3T/14 of the Student Grant Agency of the Czech Technical University in Prague, Research Direction Project of the Ministry of Education of the Czech Republic No. MSM6840770010 and Research center of the Ministry of Education of the Czech Republic LC06052.

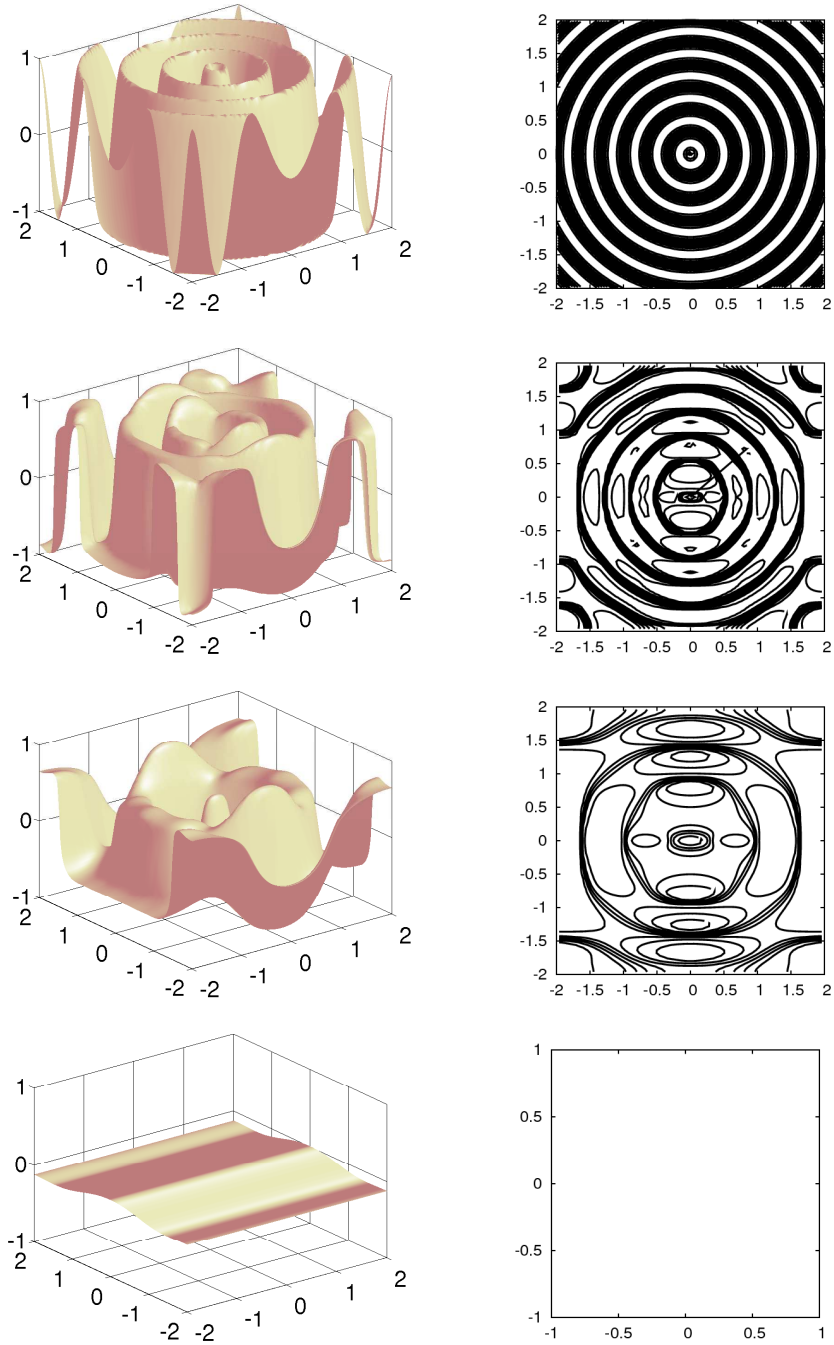


Figure 3: Results obtained with the anisotropy given by (22) and (79) at times $t = 0$, $t = 1.6 \cdot 10^{-5}$, $t = 1.28 \cdot 10^{-4}$ and $t = 0.001$ (graph of u on the left, level-lines of u on the right)

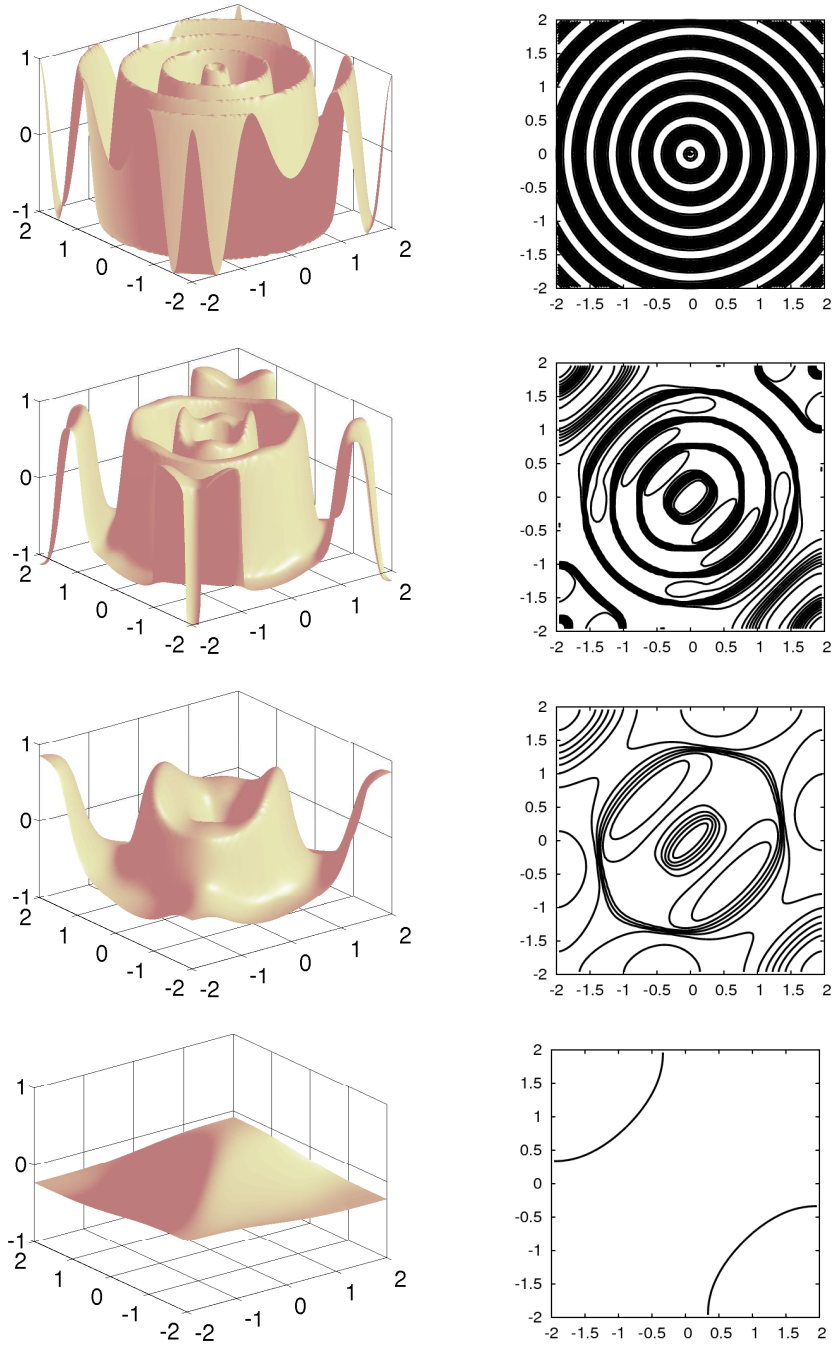


Figure 4: Results obtained with the anisotropy given by (22) and (80) at times $t = 0$, $t = 8 \cdot 10^{-6}$, $t = 6.4 \cdot 10^{-5}$ and $t = 1.024 \cdot 10^{-3}$ (graph of u on the left, level-lines of u on the right)

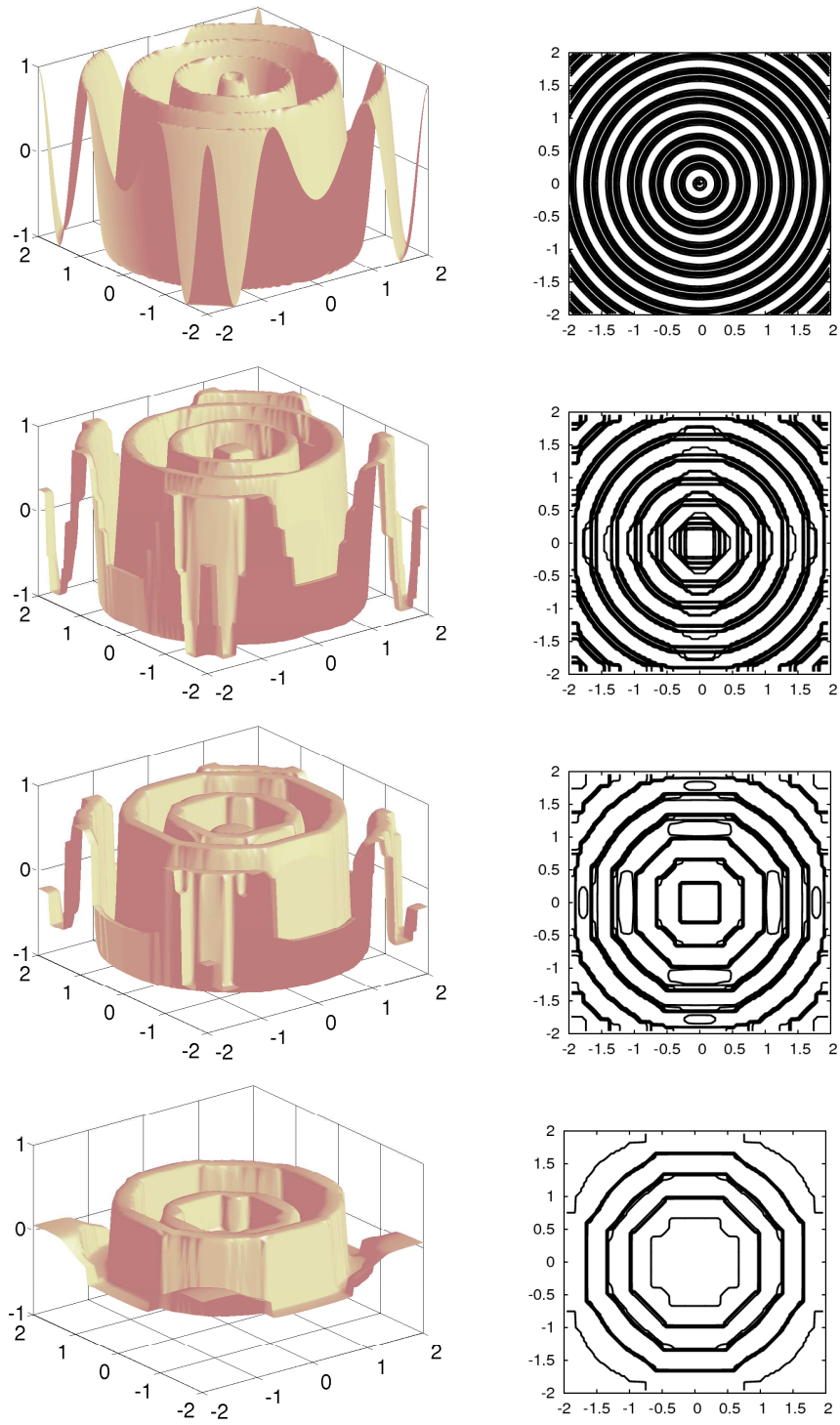


Figure 5: Results obtained with the anisotropy given by (23) and $\epsilon_{abs} = 0.1$ at times $t = 0$, $t = 5 \cdot 10^{-5}$, $t = 0.001$ and $t = 0.006$ – not a steady state (graph of u on the left, level-lines of u on the right)

References

- [1] M. Beneš, K. Mikula, T. Oberhuber, and D. Ševčovič, *Comparison study for level set and direct Lagrangian methods for computing Willmore flow of closed planar curves*, Computing and Visualization in Science **12** (2009), 307–317.
- [2] M. Bertalmio, V. Caselles, G. Haro, and G. Sapiro, *Handbook of mathematical models in computer vision*, ch. PDE-Based Image and Surface Inpainting, pp. 33–61, Springer, 2006.
- [3] P.B. Canham, *The minimum energy of bending as a possible explanation of biconcave shape of the human red blood cell*, J.Theoret.Biol. **26** (1970), 61–81.
- [4] K. Deckelnick and G. Dziuk, *Error estimates for the Willmore flow of graphs*, Interfaces Free Bound. **8** (2006), 21–46.
- [5] M. Droske and M. Rumpf, *A level set formulation for Willmore flow*, Interfaces Free Bound. **6** (2004), no. 3, 361–378.
- [6] Q. Du, C. Liu, R. Ryham, and X. Wang, *A phase field formulation of the Willmore problem*, Nonlinearity (2005), no. 18, 1249–1267.
- [7] G. Dziuk, E. Kuwert, and R. Schätzle, *Evolution of elastic curves in \mathbb{R}^n : Existence and computation*, SIAM J. Math. Anal. **41** (2003), no. 6, 2161–2179.
- [8] T. Oberhuber, *Finite difference scheme for the Willmore flow of graphs*, Kybernetika **43** (2007), 855–867.
- [9] ———, *Complementary finite volume scheme for the anisotropic surface diffusion flow*, Proceedings of Algoritmy 2009 (A. Handlovičová, P. Frolkovič, K. Mikula, and D. Ševčovič, eds.), 2009, pp. 153–164.
- [10] T. Oberhuber, A. Suzuki, and V. Žabka, *The cuda implementation of the method of lines for the curvature dependent flows*, Kybernetika **47** (2011), 251–272.
- [11] T. J. Willmore, *Riemannian geometry*, Oxford University Press, 2002.
- [12] Y. Xu and W. Shu, C., *Local discontinuous galerkin method for surface diffusion and willmore flow of graphs*, Journal of Scientific Computing (2009), 375–390.