

# Thermal Stability of $C_{4+4n}H_8$ Polycubanes

M. M. Maslov, A. I. Podlivaev, and L. A. Openov\*

*National Research Nuclear University "MEPhI", 115409 Moscow, Russia*

\* E-mail: LAOpenov@mephi.ru

## ABSTRACT

The temperature dependences of the lifetime of polycubanes  $C_{4+4n}H_8$  with  $n = 2 - 5$  up to their decomposition have been directly calculated using the molecular dynamics method. It has been shown that the activation energy of decomposition of these metastable clusters, in which the C-C bonds form an angle of  $90^\circ$  that is not characteristic of carbon systems, rapidly decreases with an increase in  $n$  due to the lowering of the energy barrier that prevents the decomposition of the clusters. This has cast some doubt on the recently made suggestion that there exist nanotubes ( $n \gg 1$ ) with a square cross section. Nonetheless, the stability of bicubane ( $n = 2$ ) and tricubane ( $n = 3$ ) has proved to be sufficient for their existence at the liquid-nitrogen temperature.

## 1. INTRODUCTION

In the best known carbon compounds (diamond, graphene, carbyne), the angles between covalent bonds are equal to  $109.5^\circ$ ,  $120^\circ$ , and  $180^\circ$ , which correspond to the  $sp^3$ ,  $sp^2$ , and  $sp$  hybridizations of atomic orbitals, respectively (in fullerenes and carbon nanotubes, these angles differ only insignificantly from  $120^\circ$ ). Consequently, increased interest has been expressed by researchers both in the  $C_8H_8$  cubane (Fig. 1), which was synthesized for the first time in 1964 [1] and where the angles between all adjacent C-C-C bonds are equal to  $90^\circ$ , and in the supercubane (Fig. 2) consisting of  $C_8$  “cubes” covalently bound to each other in the directions of their main diagonals (note that, although there are publications on the synthesis of the supercubane, the fact of its existence, as far as we know, has still not been proved [2, 3]). Since so strong “bending” of the C-C-C bonds is energetically unfavorable, the cubane and the supercubane have a substantially strained structure. The cubane structure is stabilized by hydrogen atoms (Fig. 1), whereas the stability of the supercubane is provided by the interaction of neighboring elements  $C_8$  (Fig. 2): in both cases, there is a saturation of “dangling” bonds of the carbon atoms at the vertices of the cube (an isolated cubic cluster  $C_8$  is unstable [4]).

The question now arises as to the possibility of the existence of pure carbon structures that do not contain hydrogen atoms (except, perhaps, for the passivation along the edges) and in which all C-C bonds are either perpendicular or parallel to each other (in the supercubane, this is true only for the C-C bonds within each individual cubic element). In [5], the polycubanes  $C_{4+4n}H_8$  with  $n = 2 - 6$  (Fig. 3) were theoretically investigated using the density functional theory method [For polycubanes, the authors of [5] used the structural formula  $C_{8+8n}H_8$  ( $n \geq 1$ ). We believe that the formula  $C_{4+4n}H_8$  ( $n \geq 2$ ) is more convenient, because, in this case,  $n$  is nothing less than the number of  $C_8$  cubes in

the carbon skeleton, which have (at  $n \gg 1$ ) common faces, so that  $n = 1$  corresponds to cubane, and  $n = 2, 3, 4$ , to bicubane, tricubane, tetracubane, etc.]. It was shown that all their vibration frequencies are real; i.e., these hydrocarbon clusters represent metastable (corresponding to local minima of the potential energy) atomic configurations. Later [6], it was noted that, since an increase in  $n$  leads to a decrease in the relative number of hydrogen atoms in the polycubane, at  $n \gg 1$  we are actually dealing with a thinnest carbon nanotube that has a square cross section (hence, here, the term “nanobar” is more appropriate). According to [6], this nanotube can be produced under the deformation of a conventional (2, 2) nanotube.

It should be noted, however, that, although the real values of the vibrational frequencies of the system provide a necessary condition for its metastability, the quantitative characteristic of the degree of stability of the metastable state is the activation energy of its decay  $E_a$ , which is involved in the Arrhenius formula for the temperature dependence of the lifetime  $\tau$  of the system in this state; that is,

$$\tau^{-1}(T) = A \exp\left(-\frac{E_a}{k_B T}\right), \quad (1)$$

where  $A$  is the frequency factor with dimensionality  $s^{-1}$ ,  $T$  is the temperature, and  $k_B$  is the Boltzmann constant. As a rule (even though not always), the value of  $E_a$  is close to the height  $U$  of the minimum energy barrier separating this metastable state from the configurations with a lower energy. Previously [7], using the molecular dynamics method (“computer experiment”), we directly calculated the dependence of the lifetime  $\tau$  on the temperature  $T$  for the  $C_8H_8$  cubane and demonstrated that the activation energy of its decomposition is  $E_a = 1.9 \pm 0.1$  eV. Such a large value of  $E_a$  indicates a high thermal stability of the cubane and explains why the cubane molecules not only retain their structure at temperatures significantly higher than room temperature [8], but also can

form a molecular crystal, the so-called solid cubane  $s\text{-C}_8\text{H}_8$  with a melting temperature of approximately 400 K [9] (during melting of this compound, only the weak van der Waals bonds between the  $\text{C}_8\text{H}_8$  clusters are broken, but the clusters themselves retain their structure).

The main objective of this work is to perform the numerical simulation of the dynamics of polycubanes  $\text{C}_{4+4n}\text{H}_8$  with  $n \geq 2$  over a wide temperature range, as well as to determine the dependences of the activation energies of their decomposition  $E_a$  and frequency factors  $A$  on the number  $n$ . We have restricted ourselves to the first four (following the cubane) representatives of the family: bicubane, tricubane, tetracubane, and pentacubane ( $n = 2, 3, 4,$  and  $5,$  respectively). This is enough to make sure that the thermal stability of the polycubanes drastically decreases with increasing  $n$ . We have also investigated the decomposition of all the aforementioned hydrocarbon clusters, determined the heights  $U$  of the energy barriers preventing their decomposition, and demonstrated that, within the limits of error, they coincide with their corresponding values of  $E_a$ . This paper is organized as follows. Section 2 contains the description of the computational methods. Section 3 presents the results (including the data obtained from the molecular dynamics calculation and static simulation) and their discussion. Section 4 provides the brief conclusion and inferences.

## 2. COMPUTATIONAL METHODS

The energies of arbitrary atomic configurations were calculated within the framework of the nonorthogonal tight-binding model [10], which represents a reasonable compromise between more rigorous *ab initio* approaches and extremely simplified classical potentials of the interatomic interactions. This model adequately describes the structural and energy

characteristics of various hydrocarbon systems, including both small clusters (cubane [7], methylcubane [11], etc.), and macroscopic systems (graphane [12], graphone [13], hydrogen interstitials in diamonds [10], etc.). Yielding to the accuracy of the ab initio methods, this model requires a considerably less expenditure of computer resources and, therefore, makes it possible to investigate the evolution of the system consisting of 10 - 100 atoms for a time (from 1 ns to 1  $\mu$ s) sufficient to recruit the necessary statistics [14]. Previously, we, in particular, successfully used it to simulate the spontaneous regeneration of the graphene/graphane interface during thermal disordering [15], to determine the dependence of the dielectric gap of graphane nanoribbons from their width [16], etc.

For the simulation of the dynamics of polycubanes, at the initial instant of time, random velocities and displacements were imparted to each of the atoms in such a manner that the momentum and the angular momentum of the cluster as a whole were equal to zero. Then, the forces acting on the atoms were calculated using the tight-binding model and the Hellmann-Feynman theorem [10]. The classical Newton equations of motion were numerically integrated using the velocity Verlet method with the time step  $t_0 = 2.72 \times 10^{-16}$  s [14]. In the course of the simulation, the total energy of the cluster (the sum of the potential and kinetic energies) remained unchanged, which corresponds to a microcanonical ensemble (the system is not in a thermal equilibrium with the environment [7, 11-15]). In this case, the “dynamic temperature”  $T$  is a measure of the energy of relative motion of the atoms and is calculated from the formula [17, 18]  $\langle E_{\text{kin}} \rangle = \frac{1}{2}k_B T(3n - 6)$ , where  $\langle E_{\text{kin}} \rangle$  is the time-averaged kinetic energy of the cluster and  $n$  is the number of atoms in the cluster (here, it is taken into account that the cluster as a whole neither moves nor rotates; therefore, the number of degrees of freedom is reduced by six).

In order to determine the heights  $U$  of the energy barriers preventing the decomposition

of the polycubanes, we investigated the hypersurface of the potential energy  $E_{pot}$  for each value of  $n$  as a function of the atomic coordinates in the vicinity of the initial metastable configuration and used the method of searching for the saddle point nearest to the local minimum of the potential energy  $E_{pot}$  in normal coordinates (for more details, see [19, 20]). It should be noted that the task of finding the saddle point in this case can be substantially simplified if we use the molecular dynamics data, because they provide information both about the isomer, into which one or another polycubane transforms upon the decomposition, and about the atomic configurations that arise in the course of this transformation.

### 3. RESULTS AND DISCUSSION

The binding energies of atoms in the polycubanes  $C_{4+4n}H_8$ , which were calculated according to the formula [10]

$$E_b = \frac{(4 + 4n)E(C) + 8E(H) - E(C_{4+4n}H_8)}{12 + 4n} \quad (2)$$

are equal to 4.51, 4.59, 4.65, and 4.69 eV/atom for  $n = 2, 3, 4,$  and  $5,$  respectively. For comparison, the binding energy in the  $C_8H_8$  cubane is  $E_b = 4.42$  eV/atom [7]. Thus, the binding energy  $E_b$  increases with increasing  $n$ , which indicates an increase in the thermodynamic stability. As will be shown below, this is not accompanied by an increase in the kinetic stability.

For each  $n = 2 - 5,$  we investigated the evolution of the  $C_{4+4n}H_8$  cluster for 30 - 60 different sets of initial velocities and displacements of atoms, which correspond to the temperature ranges  $T = 500 - 1700$  K ( $n = 2$ ),  $300 - 1400$  K ( $n = 3$ ),  $80 - 500$  K ( $n = 4$ ), and  $50 - 200$  K ( $n = 5$ ). The temperature range every time was chosen in such a way that the lifetime  $\tau$  of the corresponding polycubane up to its decomposition would change in

the interval from  $\sim 1$  ps to  $\sim 0.1$   $\mu$ s, which corresponds to molecular dynamics steps in the range from  $\sim 3 \times 10^3$  to  $\sim 3 \times 10^8$ , respectively. The choice  $\tau \sim 1$  ps as the lower boundary of this interval is motivated by the requirement  $\tau \gg \tau_0$ , where  $\tau_0 \sim 30$  fs is the period of the fastest vibrations of the  $C_{4+4n}H_8$  clusters. The upper boundary of the aforementioned interval  $\tau \sim 0.1$   $\mu$ s was chosen rather arbitrarily and is dictated by the limited speed of the computers (for the  $C_8H_8$  cubane, it can be increased to  $\sim 1$   $\mu$ s [7]). As will be shown below, the significant difference in the temperature intervals (and in the mean values of temperatures in these intervals) at different values of  $n$  is associated with the different thermal stabilities of the  $C_{4+4n}H_8$  polycubanes studied in our work.

Figure 4 presents the results of the direct numerical calculation of the lifetime  $\tau$  at different temperatures  $T$  for bicubane ( $n = 2$ ), tricubane ( $n = 3$ ), and tetracubane ( $n = 4$ ). The data obtained for pentacubane ( $n = 5$ ) do not present in this figure for the purpose of facilitating its perception. It can be seen that the dependences of  $\ln\tau$  on  $1/T$  for all values of  $n$  are well approximated by straight lines in accordance with the Arrhenius equation (1) without a correction for the finite sizes of the thermal reservoir [21-23]. The slopes of these lines determine the corresponding activation energies  $E_a$ , whereas the points of their intersection with the ordinate axis determine the frequency factors  $A$  involved in formula (1). A statistical analysis of the data obtained from the “computer experiment” gives the following values of the aforementioned parameters:  $E_a = 0.76 \pm 0.1$ ,  $0.36 \pm 0.05$ ,  $0.10 \pm 0.02$ , and  $0.07 \pm 0.02$  eV and  $A = 10^{14.79 \pm 0.22}$ ,  $10^{14.16 \pm 0.12}$ ,  $10^{13.05 \pm 0.14}$ ,  $10^{13.72 \pm 0.72}$  s $^{-1}$  for  $n = 2, 3, 4$ , and  $5$ , respectively. Taking into account that  $E_a = 1.9 \pm 0.1$  eV for the  $C_8H_8$  cubane [7], we can draw the conclusion that the activation energy  $E_a$  of decomposition of the polycubanes in the  $C_{4+4n}H_8$  family monotonically decreases with increasing  $n$  (Fig. 5). The observed decrease in the stability of the polycubanes is

apparently associated with the fact that, beginning with  $n = 2$  in the  $C_{4+4n}H_8$  clusters, there arise purely carbon C-C-C bonds, which are bent at a right angle and do not contain (unlike the case of the  $C_8H_8$  cubane) hydrogen atoms. It can be seen from Fig. 4 that, for each value of  $n$ , the lifetime  $\tau$  exponentially decreases with an increase in the temperature  $T$  and that, at a fixed temperature  $T < 1000$  K, it decreases (also exponentially) with an increase in the number  $n$  of  $C_8$  cubes in the carbon skeleton of the polycubane.

The frequency factor  $A$  with increasing number  $n$  also exhibits a tendency toward a decrease (according to the data reported in [7] for the  $C_8H_8$  cubane, the frequency factor is equal to  $10^{16.03 \pm 0.36} \text{ s}^{-1}$ ). Consequently, at a sufficiently high temperature  $T > 1000$  K, the lifetime of the polycubanes increases with an increase in their length, because, owing to the small ratio  $E_a/k_B T$ , the preexponential factor in the Arrhenius equation (1) does not play a decisive role. Note, however, that interest expressed in the range of these temperatures is rather limited, because the absolute value of  $\tau$  in this case remains very small ( $\sim 1$  ps, Fig. 4).

Let us analyze the structure and energy of the isomers formed upon the decomposition of the polycubanes. The molecular dynamics data indicate that the decomposition of the  $C_{12}H_8$  bicubane almost always occurs as a result of the synchronous breaking of two C-C bonds, which are directed perpendicular to the bicubane axis (and parallel to each other) and located at the center of the cluster. This results in the formation of an isomer shown in Fig. 6. Two opposite side faces of this isomer are hexagons formed by the C-C bonds, as is the case in nanotubes. The binding energy in the isomer increases to  $E_b = 4.68$  eV/atom; i.e., such isomer is energetically more favorable as compared to the bicubane (see formula (2)). In the further evolution, this isomer transforms into different quasi-two-dimensional clusters and no return to the initial configuration of the bicubane



occurs.

The decomposition of the  $C_{16}H_8$  tricubane begins with the sequential formation of the isomers depicted in Fig. 7. First, one pair of C-C bonds perpendicular to the tricubane axis (and parallel to each other) undergoes breaking, followed by the breaking of another pair of bonds that is perpendicular to the first pair and shifted relative to it along the tricubane axis by the length of the C-C bond. This leads to the formation of a cluster containing four hexagons composed of C-C bonds. The binding energy  $E_b = 5.06$  eV/atom of this cluster is higher than that of the tricubane. Then, this isomer transforms into different low-dimensional hydrocarbon complexes. We have never observed the recovery of the initial tricubane.

The decomposition of the polycubanes  $C_{4+4n}H_8$  with  $n > 3$  occurs in a similar manner. Every time, after the synchronous breaking of pairs of transverse C-C bonds, the rectangles consisting of C-C bonds sequentially transform into hexagons so that, at  $n \gg 1$ , we eventually observe the formation of the (2,2) nanotube passivated with hydrogen atoms along the edges (see also [6]).

Since the breaking of the first pair of C-C bonds leads to an irreversible decomposition of each polycubane, the height  $U$  of the energy barrier preventing this decomposition represents just the height of the barrier to the decomposition of this polycubane. Figure 8 presents the results of the calculation of the potential energy  $E_{pot}$  of the  $C_{12}H_8$  bicubane along the reaction coordinate connecting the initial metastable configuration with the configuration of the isomer shown in Fig. 6. The energy barrier height thus determined, i.e.,  $U = 0.69$  eV, coincides within the statistical error with the activation energy of thermally activated decomposition of the bicubane  $E_a = 0.76 \pm 0.1$  eV. Similarly, we have determined the height  $U = 0.39$  eV of the energy barrier to the decomposition of the

$C_{16}H_8$  tricubane (Fig. 9). This value is also consistent with the corresponding activation energy  $E_a = 0.36 \pm 0.05$  eV. It should be noted that, for the first isomer formed from the tricubane, there is a very shallow local minimum of the potential energy  $E_{pot}$  with a depth of  $\sim 0.01$  eV (Fig. 9). Consequently, in the molecular dynamics simulation of the evolution of the tricubane, we have observed configurations that are very close to this isomer for a very short time ( $\sim 1$  ps), followed by the formation of the second isomer  $C_{16}H_8$  (Fig. 7b). For tetracubane and pentacubane, we found the energy barrier heights  $U = 0.11$  and  $0.06$  eV, respectively, which is also consistent with the activation energies  $E_a = 0.10 \pm 0.02$  and  $0.07 \pm 0.02$  eV, respectively.

#### 4. CONCLUSIONS

Thus, the results presented in this paper on the numerical simulation of the dynamics of polycubanes  $C_{4+4n}H_8$  with different values of  $n$  indicate a rapid decrease in their thermal stability with an increase in the number  $n$  of cubic fragments  $C_8$  in the carbon skeleton. For each member of the family of polycubanes with  $n = 2 - 5$ , we have determined the activation energy of its decomposition  $E_a$  and the frequency factor  $A$ , which have allowed one to find the lifetimes  $\tau$  at an arbitrary temperature. In particular, at  $T = 300$  K, we have  $\tau \sim 10$  ms, 10 ns, 10 ps, and 0.1 ps for bicubane, tricubane, tetracubane, and pentacubane, respectively; i.e., an increase in the length of the polycubane leads to a rapid decrease in  $\tau$ . Therefore, it is hardly possible to conclude that, under normal conditions, there exist “nanotubes” with a square cross section (even if their edges are passivated with hydrogen).

Meanwhile, for the lifetime of bicubane and tricubane at a temperature of 77 K, we have the estimates  $\tau \sim 10^{35}$  and  $10^9$  s, respectively. This suggests that the possibility

exists of monitoring these unique hydrocarbon clusters at cryogenic temperatures (here, we do not touch the problem of their synthesis, which is a separate and very difficult task). Of particular interest (by analogy with solid cubane  $s\text{-C}_8\text{H}_8$ ) is the preparation of anisotropic solid bicubane  $s\text{-C}_{12}\text{H}_8$  and solid tricubane  $s\text{-C}_{16}\text{H}_8$ , in which polycubanes oriented in one direction are bound to each other by means of van der Waals bonds. It is also interesting to consider the existence of a superbicubane and a supertricubane, in which structural elements are rectangular parallelepipeds  $\text{C}_{12}$  and  $\text{C}_{16}$ , respectively.

## References

- [1] P. E. Eaton and T. W. Cole, Jr., *J. Am. Chem. Soc.* **86**, 962 (1964).
- [2] N. N. Matyushenko, V. E. Strel'nitskii, and V. A. Gusev, *JETP Lett.* **30**, 199 (1979).
- [3] P. Liu, H. Cui, and G. W. Yang, *Cryst. Growth Des.* **8**, 581 (2008).
- [4] L. A. Openov and V. F. Elesin, *JETP Lett.* **68**, 726 (1998).
- [5] F.-L. Liu and L. Peng, *J. Mol. Struct.* **710**, 163 (2004).
- [6] P. A. S. Autreto, S. B. Legoas, M. Z. S. Flores, and D. S. Galvao, *J. Chem. Phys.* **133**, 124513 (2010).
- [7] M. M. Maslov, D. A. Lobanov, A. I. Podlivaev, and L. A. Openov, *Phys. Solid State* **51**, 645 (2009).
- [8] Z. Li and S. L. Anderson, *J. Phys. Chem. A* **107**, 1162 (2003).
- [9] M. A. White, R. E. Wasylshen, P. E. Eaton, Y. Xiong, K. Pramod, and N. Nodari, *J. Phys. Chem.* **96**, 421 (1992).
- [10] M. M. Maslov, A. I. Podlivaev, and L. A. Openov, *Phys. Lett. A* **373**, 1653 (2009).
- [11] M. M. Maslov, *Russ. J. Phys. Chem. B* **3**, 211 (2009).
- [12] L. A. Openov and A. I. Podlivaev, *Tech. Phys. Lett.* **36**, 31 (2010).
- [13] A. I. Podlivaev and L. A. Openov, *Semicond.* **45**, 958 (2011).
- [14] L. A. Openov and A. I. Podlivaev, *Phys. Solid State* **50**, 1195 (2008).
- [15] L. A. Openov and A. I. Podlivaev, *JETP Lett.* **90**, 459 (2009).

- [16] L. A. Openov and A. I. Podlivaev, *Semicond.* **45**, 633 (2011).
- [17] C. Xu and G. E. Scuseria, *Phys. Rev. Lett.* **72**, 669 (1994).
- [18] J. Jellinek and A. Goldberg, *J. Chem. Phys.* **113**, 2570 (2000).
- [19] V. F. Elesin, A. I. Podlivaev, and L. A. Openov, *Phys. Low-Dim. Struct.* **11 – 12**, 91 (2000).
- [20] A. I. Podlivaev and L. A. Openov, *Phys. Solid State* **48**, 2226 (2006).
- [21] C. E. Klotz, *Z. Phys. D: At., Mol. Clusters* **20**, 105 (1991).
- [22] J. V. Andersen, E. Bonderup, and K. Hansen, *J. Chem. Phys.* **114**, 6518 (2001).
- [23] L. A. Openov, D. A. Lobanov, and A. I. Podlivaev, *Phys. Solid State* **52**, 201 (2010).

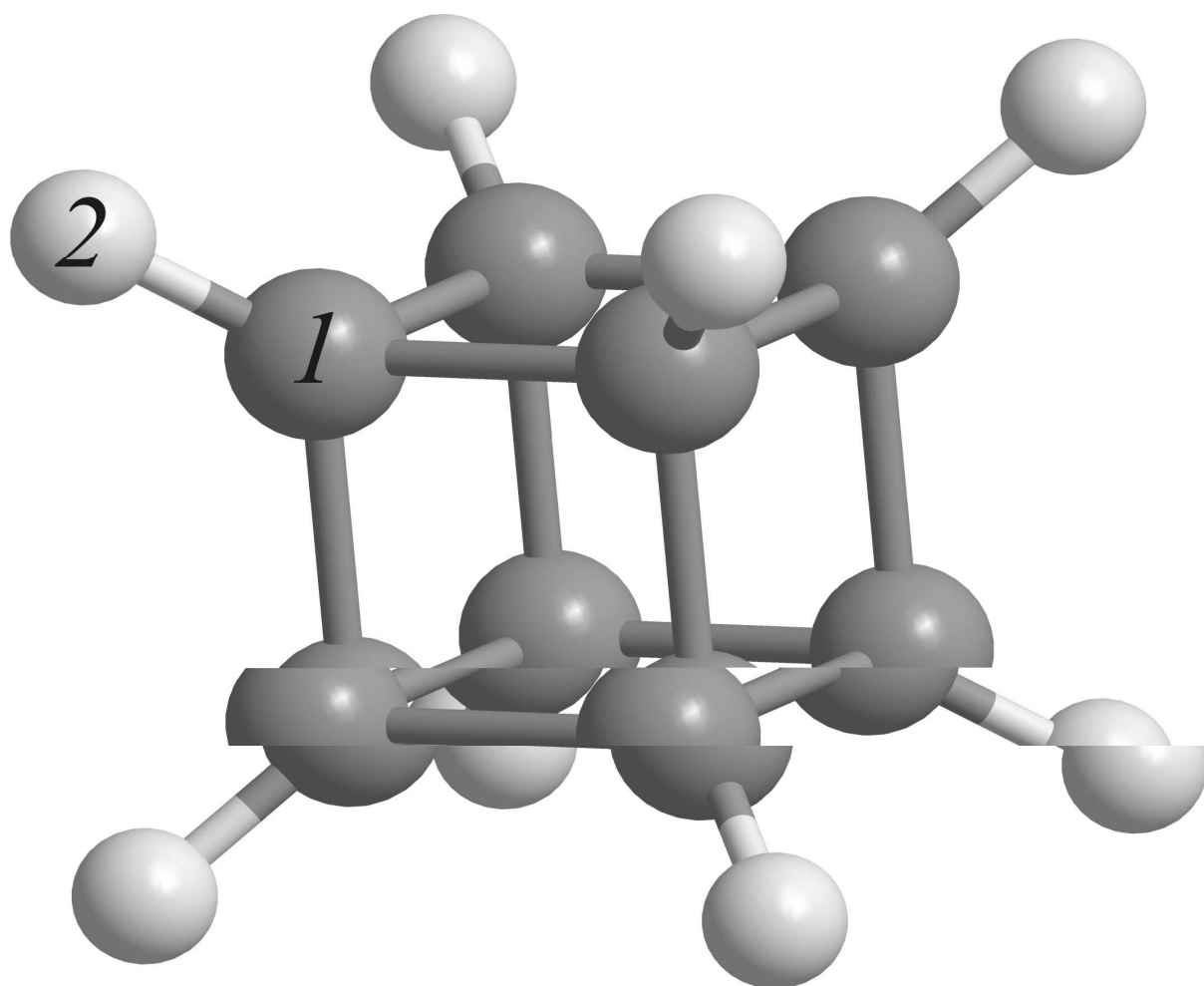


Fig. 1. C<sub>8</sub>H<sub>8</sub> cubane: (1) carbon atoms and (2) hydrogen atoms.

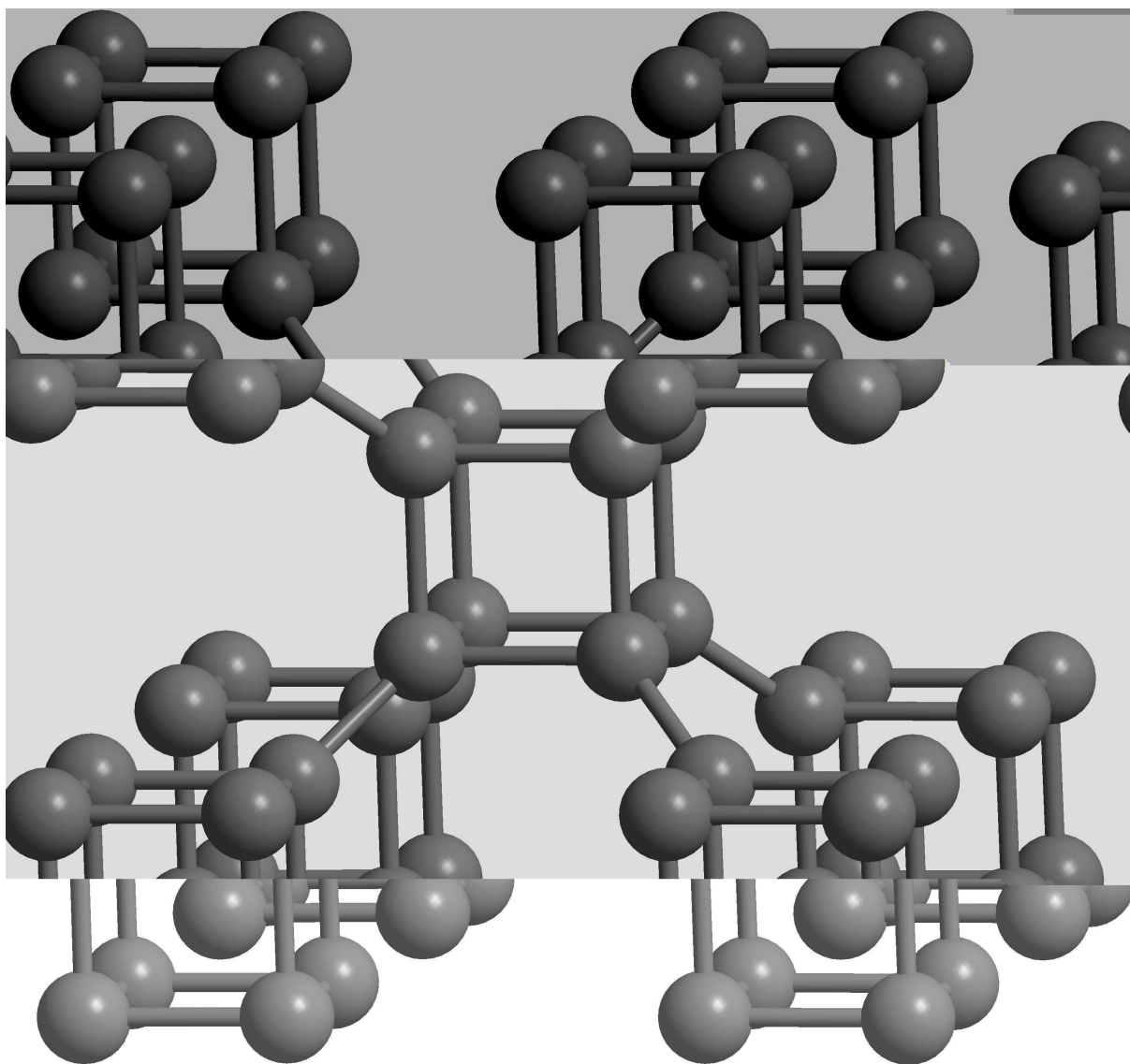


Fig. 2. A fragment of the supercubane.

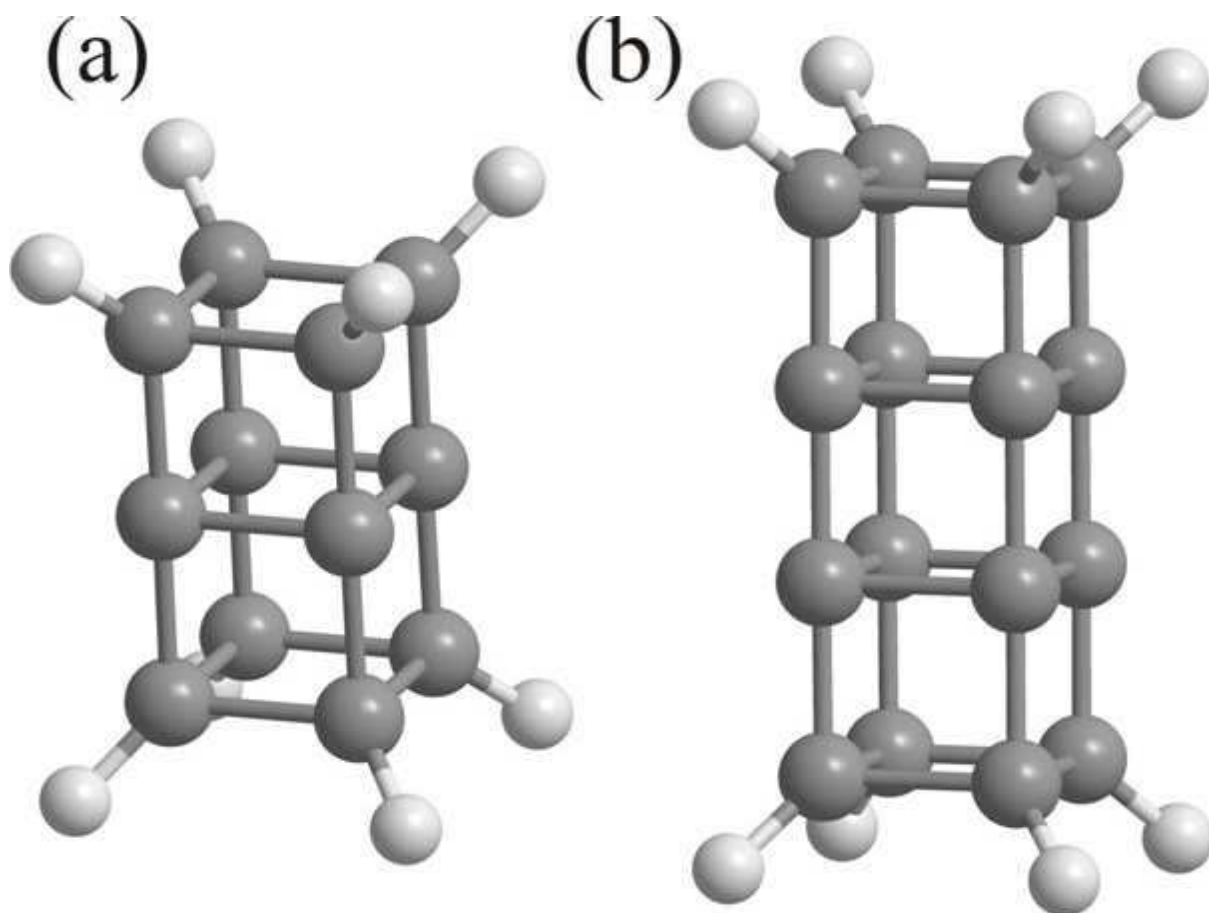


Fig. 3. (a) Bicubane  $C_{12}H_8$  and (b) tricubane  $C_{16}H_8$ . The notation of the atoms is the same as that used in Fig. 1.



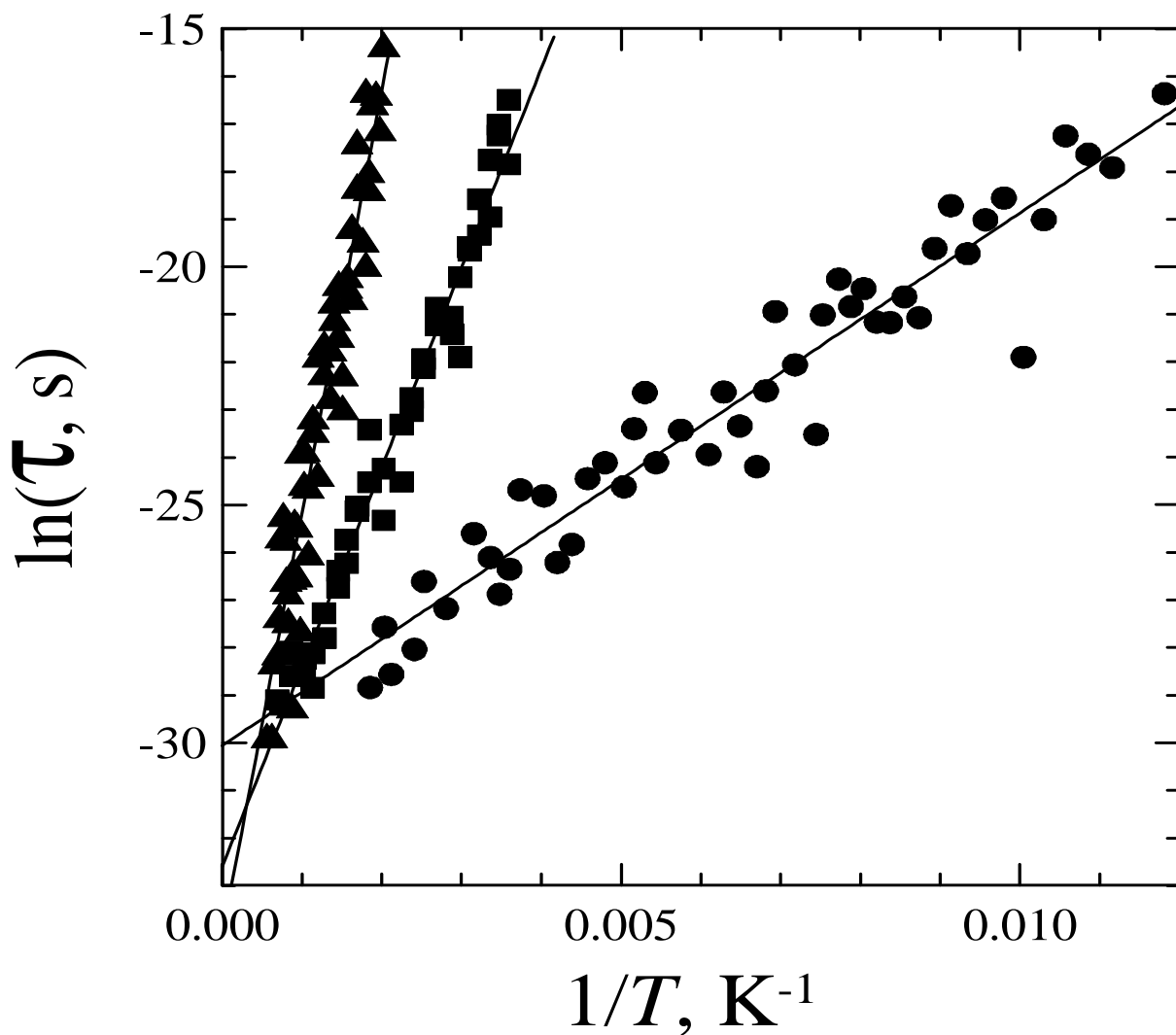


Fig. 4. Dependences of the logarithm of the lifetime  $\tau$  for the (1) bicubane  $C_{12}H_8$ , (2) tricubane  $C_{16}H_8$ , and (3) tetracubane  $C_{20}H_8$  on the reciprocal of the initial temperature  $T$ . Solid lines are the corresponding linear approximations obtained by the least-squares method.

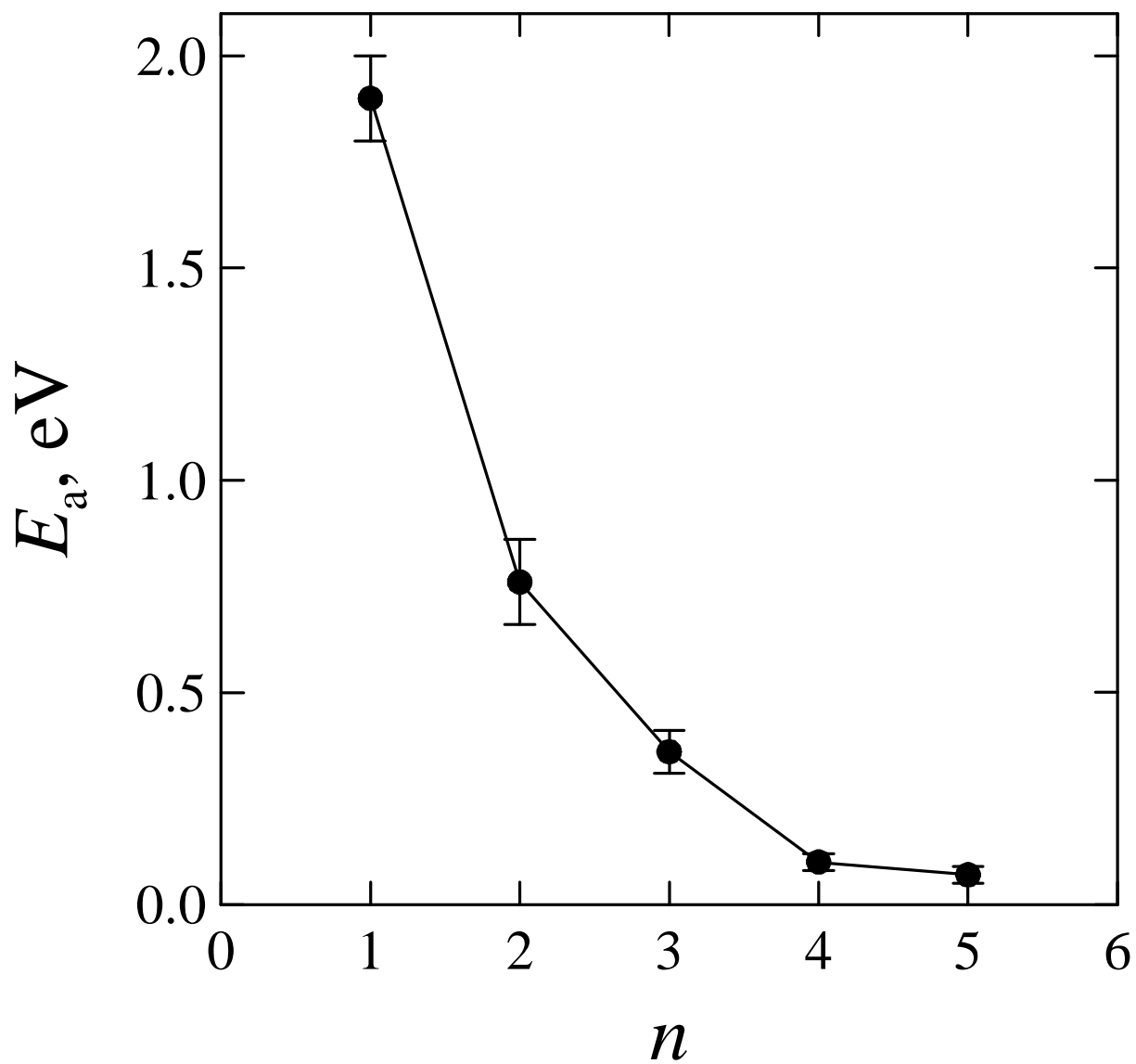


Fig. 5. Dependence of the activation energy of decomposition of the  $C_{4+4n}H_8$  cluster on the number  $n$  of  $C_8$  cubes in the carbon skeleton (data for  $n = 1$  are taken from [7]).

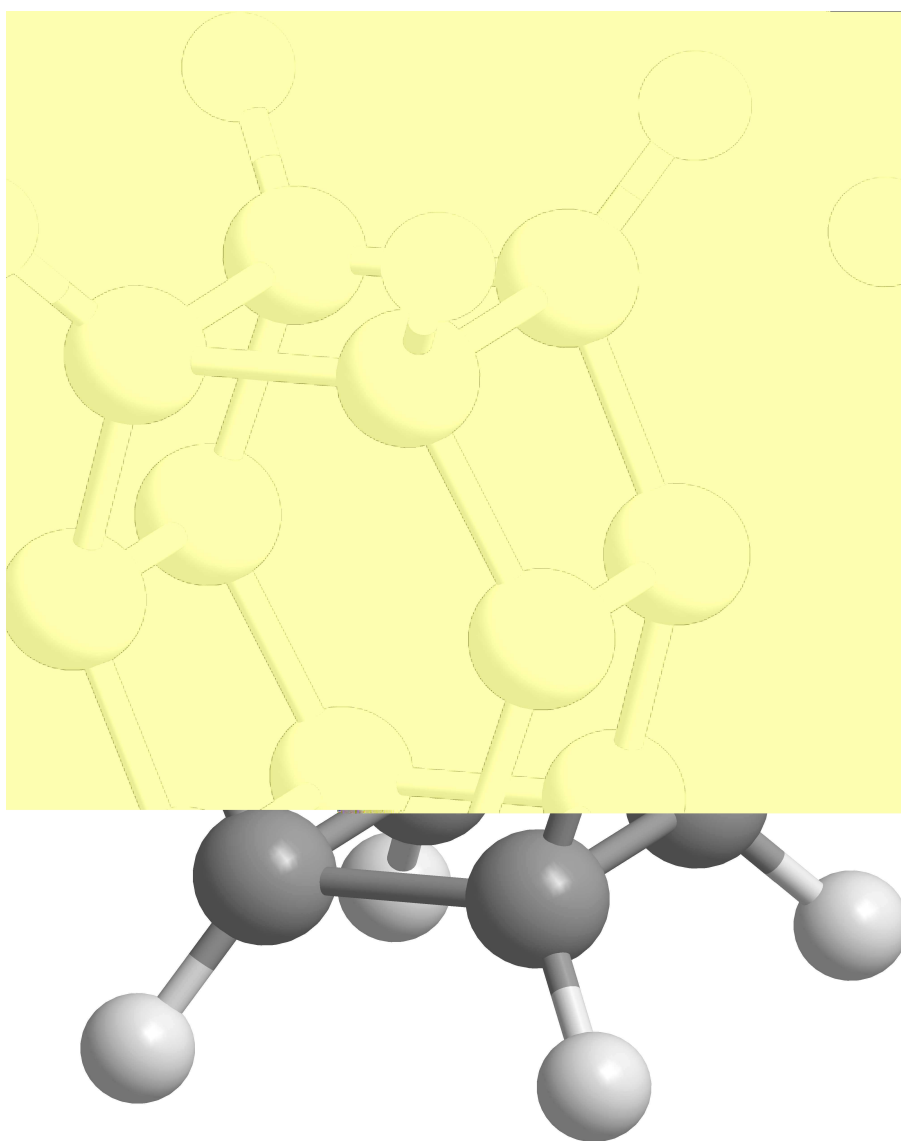


Fig. 6. Isomer  $C_{12}H_8$  into which the bicubane transforms upon the decomposition. The notation of the atoms is the same as that used in Fig. 1.

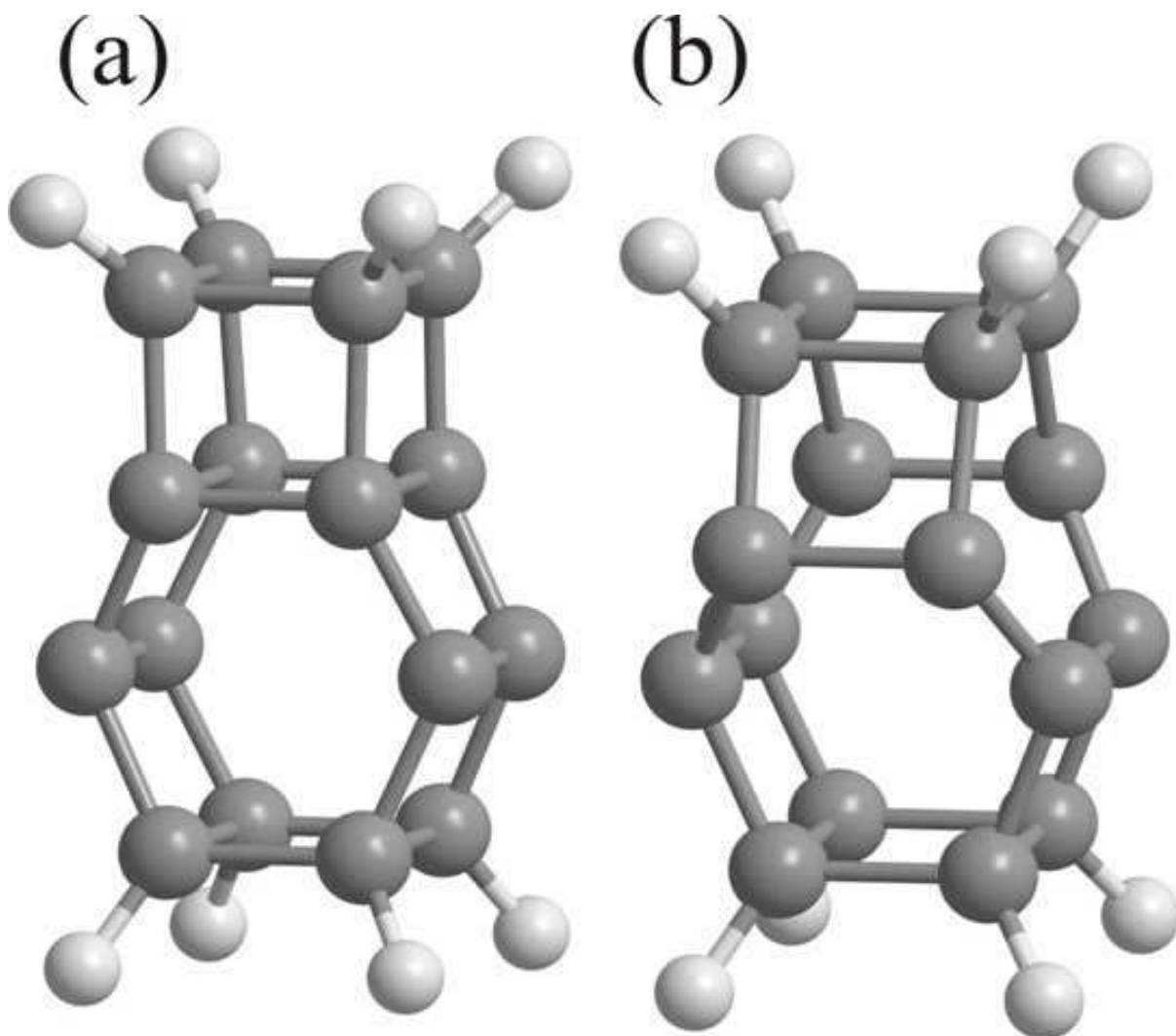


Fig. 7. Isomers  $C_{16}H_8$  into which the tricubane sequentially transforms upon the decomposition: (a) metastable isomer and (b) low-energy isomer. The notation of the atoms is the same as that used in Fig. 1.

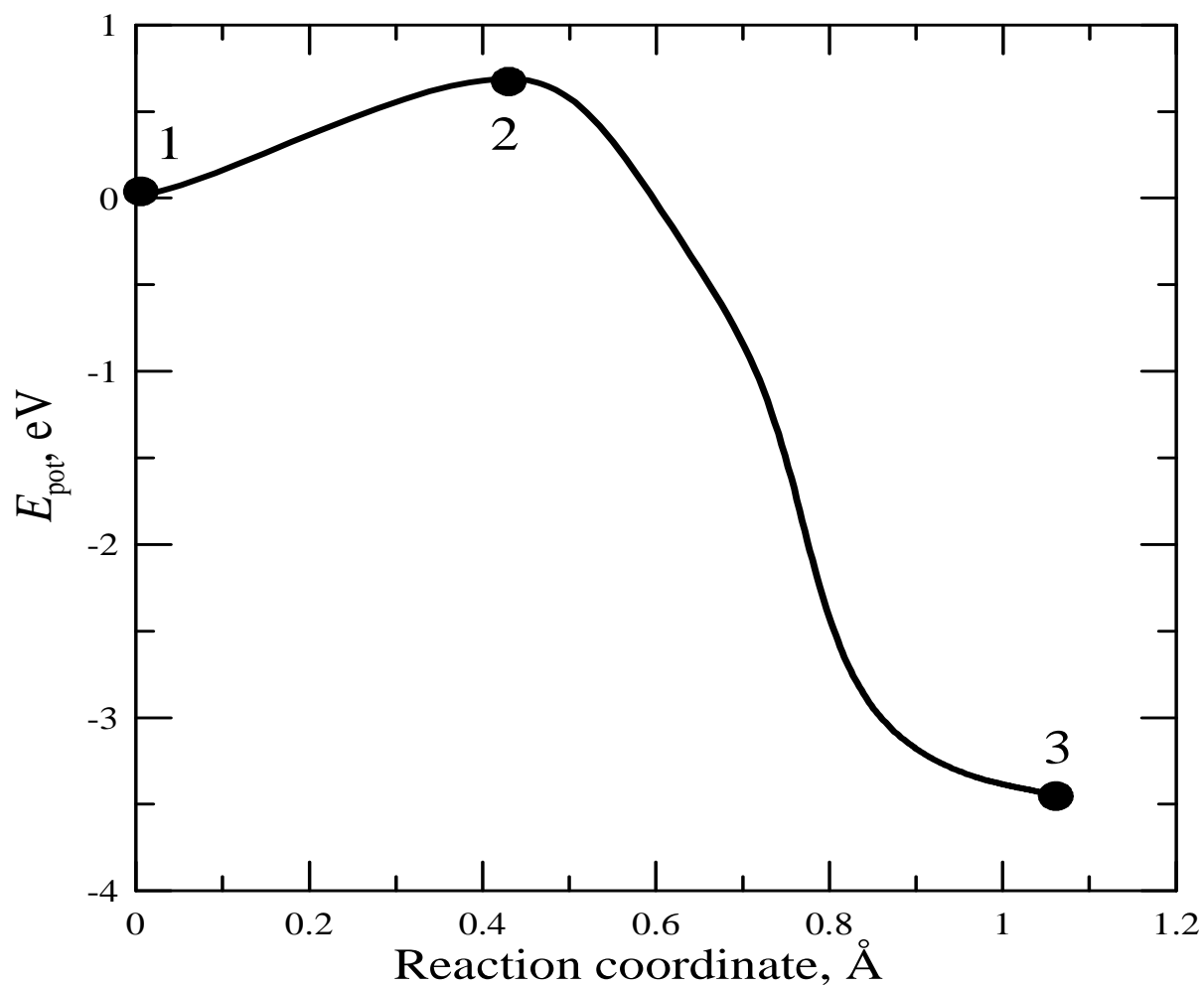


Рисунок 8 к статье М.М.Маслова, А.И.Подливаева, Л.А.Опенова «Термическая устойчивость поликубанов»

Fig. 8. Potential energy  $E_{pot}$  of the  $C_{12}H_8$  cluster in the vicinity of the configuration of the bicubane: (1) bicubane (Fig. 3a), (2) saddle point that determines the barrier  $U = 0.69$  eV for the decomposition of the bicubane, and (3) low-energy isomer (Fig. 6). The reaction coordinate is chosen as the half the sum of increments in the lengths of two C-C bonds broken during the decomposition of the bicubane.

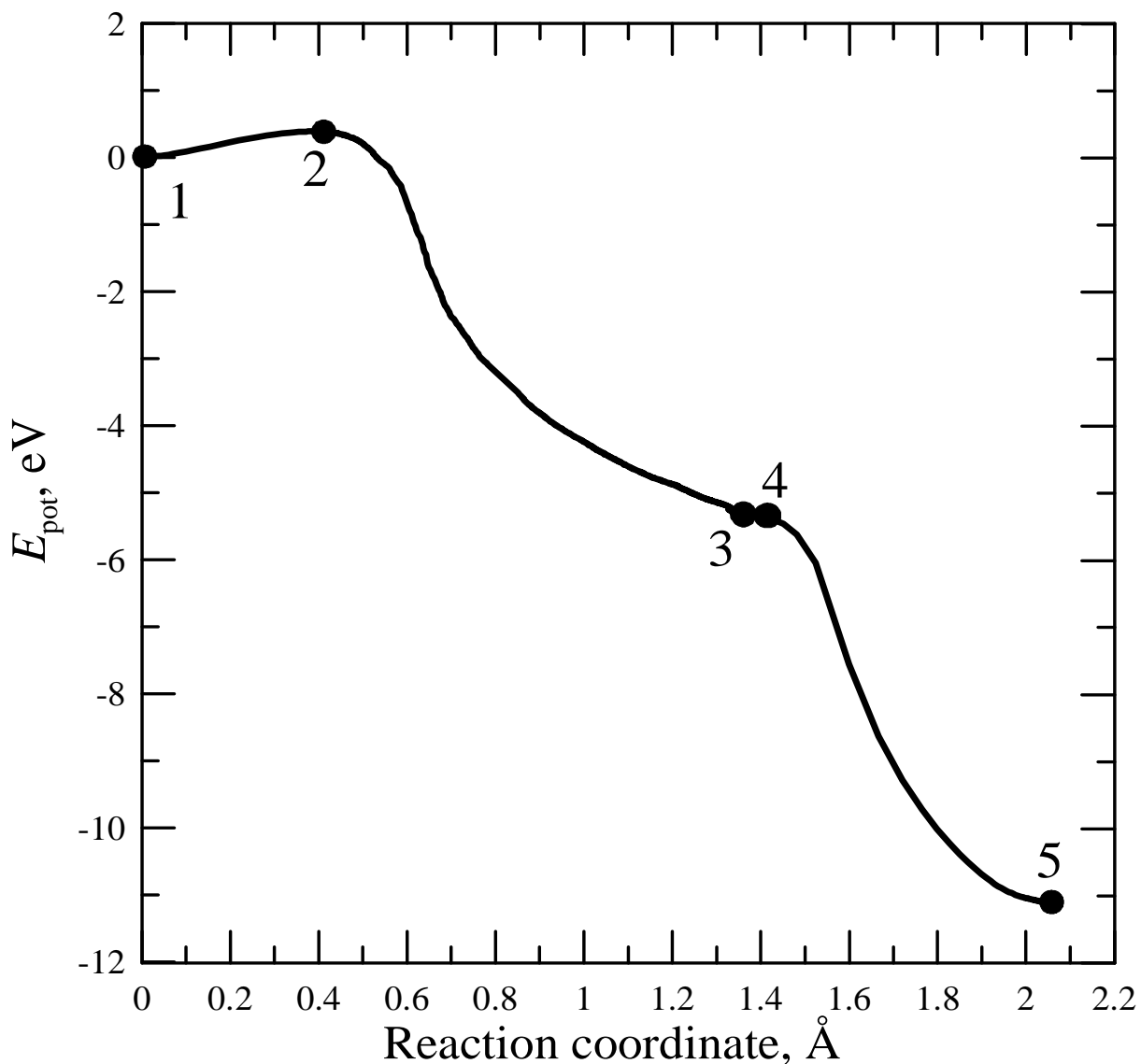


Fig. 9. Potential energy  $E_{pot}$  of the  $C_{16}H_8$  cluster in the vicinity of the configuration of the tricubane: (1) tricubane (Fig. 3b), (2) saddle point that determines the barrier  $U = 0.39$  eV for the decomposition of the tricubane, (3) metastable isomer (Fig. 7a), (4) saddle point that determines the barrier  $U = 0.008$  eV for the decomposition of this isomer, and (5) low-energy isomer (Fig. 7b). The reaction coordinate is chosen as the half the sum of increments in the lengths of four C-C bonds sequentially broken during the decomposition of the tricubane (see text).