

Strangeness Production in Hadron Reactions

H. Machner,¹ F. Hinterberger,² R. Siudak³

¹FB Physik, Univ. Duisburg-Essen, Duisburg, Germany

²Helmholtz-Institut für Strahlen- und Kernphysik der Universität Bonn,
Bonn, Germany

³Institute of Nuclear Physics, Polish Academy of Sciences, Kraków, Poland

September 18, 2018

Abstract

The paper gives an overview of strangeness-production experiments at the Cooler Synchrotron COSY. Results on kaon-pair and ϕ meson production in pp , pd and dd collisions, hyperon-production experiments and Λp final-state interaction studies are presented as well as a search for a strangeness $S = -1$ resonance in the Λp system.

1 Introduction

We will concentrate on experiments performed on the cooler synchrotron COSY [1] at the Forschungszentrum Jülich in Germany. It can accelerate protons and deuterons up to about 3.7 GeV/c thus allowing $K\bar{K}$ production as well as associated strangeness production in pp interactions. Although polarized beams are available, we will concentrate here on experiments making use of unpolarized beams. Excellent beam quality can be achieved using electron- and/or stochastic cooling. COSY can be used as an accelerator for external target experiments and as storage ring for internal target experiments. The strangeness production experiments have been performed at the internal spectrometer ANKE by the COSY-ANKE collaboration, at the internal COSY-11 spectrometer by the COSY-11 collaboration, at the external TOF facility by the COSY-TOF collaboration and at the external BIG KARL spectrometer by the COSY-MOMO and COSY-HIRES collaborations.

We will first discuss kaon-pair production followed by ϕ production close to threshold. Then hyperon production in pp and pd reactions will follow. Finally Λp interaction and search for a strangeness $S = -1$ dibaryon are discussed.

2 Kaon Pair Production

A wealth of data in two-kaon production is measured in pp , pn , pd and dd reactions. The total cross sections are compiled in Fig. 1 as function of the excess energy ϵ . They are from Refs. [2–13]. On a first view the cross sections seem to follow an universal curve except for the $dd \rightarrow K^+K^-\alpha$ reaction, which is completely off the other data. If we ignore this point as well as those for the $pp \rightarrow K^+K^0d$ reaction, which are slightly above the other data points, one can parameterize the cross section as

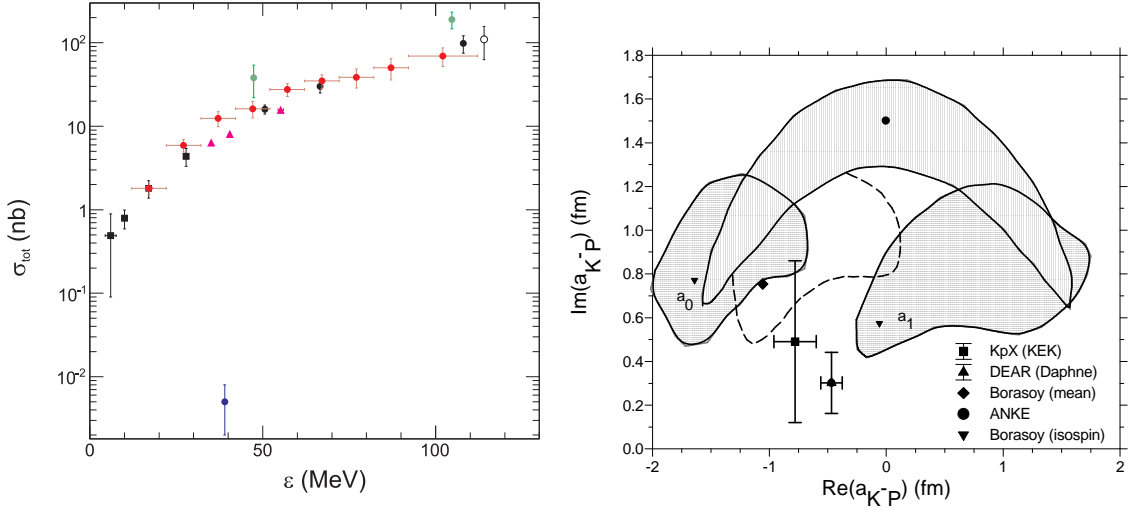


Figure 1: Left panel: Total cross sections for kaon-pair production as a function of the excess energy ϵ measured at COSY. Black: $pp \rightarrow ppK^+K^-$ [2–6]. Green: $pp \rightarrow dK^+K^0$ [7, 8]. Red: $pn \rightarrow dK^+K^-$ [9, 10]. Pink: $pd \rightarrow {}^3\text{He}K^+K^-$ [11]. Blue: $dd \rightarrow {}^4\text{He}K^+K^-$ [12]. The high energy $pp \rightarrow ppK^+K^-$ result (open circle) has been measured at SATURNE [13]. Right panel: The real and imaginary part of the K^-p scattering length a_{K^-p} . The FSI result from ANKE [6] is shown as dot and the one- σ level uncertainty as contour plot (vertical shaded area). The chiral (SU3) calculation from Ref. [15] is shown as full diamond together with its uncertainty contour (dashed curve). Similarly the pure isospin results are presented as open squares and contours (horizontal shaded area). The scattering length from elastic K^- scattering on protons are from the KEK experiment KpX [16] and from the Daphne experiment DEAR [17] are also shown.

$\sigma_{tot} = 0.00137\epsilon^{2.376}$ nb with ϵ measured in MeV. The reason for this behavior are final state interactions (*FSI*) between various particles. For the $pp \rightarrow K^+K^-pp$ reaction these are pp , K^-p and K^+K^- *FSI*. The deduced scattering lengths are $a_{K^-p} = (0 + 1.5i)$ fm (Ref. [6]) and $a_{K^-K^+} = [0.54_{-0.5} + (3 \pm 3)i]$ fm (Ref. [14]). A possible *FSI* in K^+p was found to be of no importance. While the phase in the complex scattering length a_{K^-p} is quite uncertain, $|a_{K^-p}|$ is much better defined (see Fig. 1 and Ref. [6]). The K^-p interaction is quite complex because of the channel couplings to $\Sigma\pi$ and also because there are two isospins $I = 0$ and $I = 1$. In a recent study [15], within a chiral $SU(3)$ unitary approach, $a_0 = (-1.64 + 0.75i)$ fm and $a_1 = (-0.06 + 0.57i)$ fm were obtained. Here the sign convention is that negative scattering length corresponds to repulsion. These values are shown, together with their variances in Fig. 1. Also the experimental result is shown. However, it is unclear in which isospin channel the K^-p system is produced and whether isospin is conserved. However, the isospin mean value and its uncertainty has almost no overlap with the *FSI* result. The same is true for scattering length values from elastic K^-p scattering. These results from KEK [16] and Daphne [17] are also shown (see Fig. 1). In $pd \rightarrow K^+K^-{}^3\text{He}$ reaction no evidence is found for $K^\pm{}^3\text{He}$ *FSI*. One reason might be that the MOMO experiment [11] did not distinguish between the two kaons leading to an average over the two possible final states.

3 ϕ -Meson Production

In addition to the non-resonant two-kaon production there is also a resonant production possible: $pp \rightarrow \phi pp$ followed by the decay $\phi \rightarrow K^+K^-$. The two processes can be distinguished on an invariant mass plot of the two kaons. In Fig. 2 we show the cross section as function of the energy between the

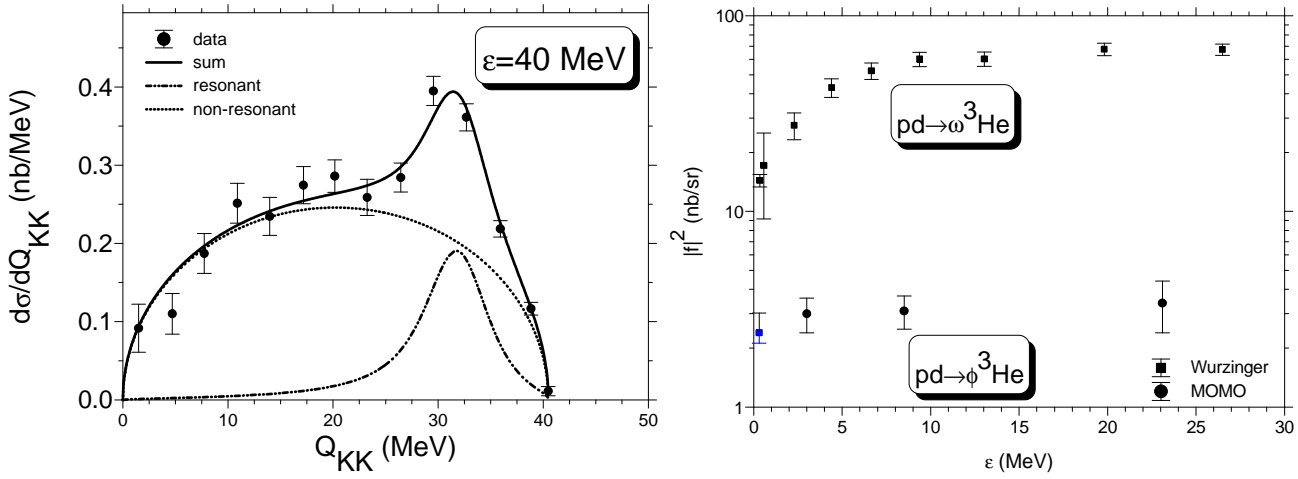


Figure 2: Left panel: The differential cross section for the reaction $pd \rightarrow K^+K^-{}^3\text{He}$ for an excess energy of 40 MeV. The different curves are explained in the figure. Right panel: Excitation functions of $|f|^2$ for the two indicated reactions. The data labelled Wurzinger are from Ref. [19] and those labelled MOMO from Ref. [11]

two kaons for the reaction $pd \rightarrow K^+K^-{}^3\text{He}$ at an energy 40 MeV above threshold. The figure shows in addition to the data [11] the non-resonant fraction as normalized phase space and the resonant fraction by a Gaussian smeared Breit-Wigner distribution as well as the sum of both. It is remarkable that in the case of pp induced reaction always $\sigma_{res} > \sigma_{nr}$ holds [6]. In the pd induced reaction the opposite is true: $\sigma_{res} < \sigma_{nr}$. There is one more distinct difference between both reactions. The data were transformed into the Gottfried-Jackson frame [20]. In this frame, which connects the entrance and exit channels, the total momentum of the K^+K^- system is zero, which means that it is the ϕ rest frame. Since the ϕ is a vector meson, the distribution in the relative momentum of the kaons from its decay is sensitive to its polarization with respect to some quantization axis. For the $pp \rightarrow \phi pp$ reaction as well as for the $pn \rightarrow \phi d$ reaction [9] it is found that $m = \pm 1$ and hence pseudoscalar meson exchange in the production graph [21]. On the contrary in $pd \rightarrow \phi^3\text{He}$ the magnetic quantum number is $m = 0$ and hence vector meson exchange occurred. Why is the production process so different? The $pd \rightarrow \phi^3\text{He}$ reaction measured was well below the $pp \rightarrow \phi pp$ production threshold. Therefore, both nucleons in the deuteron had to coherently participate in the reaction. It is surprising that in the $pd \rightarrow \omega^3\text{He}$ reaction no polarization was found [18].

Another difference between these two reactions is the size of the cross section. From OZI rule a smaller ϕ production cross section is expected [22]. In Fig. 2 also the matrix elements squared $|f|^2 = d\sigma/d\Omega/PS_2$ with PS_2 the two body phase space for the two reactions $pd \rightarrow {}^3\text{He}\phi, \omega$ are compared with each other. However, ϕ production is larger than predicted by the OZI rule: $R_{\phi/\omega} = 8 \times R_{OZI}$ for pp reactions and only $R_{\phi/\omega} = 20 \times R_{OZI}$ for the pd reaction with $R_{OZI} = 4.2 \times 10^{-3}$.

4 Hyperon Production

The production of hyperons is of special interest because of the production mechanism as well as their interactions. In a recent high resolution experiment the $pp \rightarrow K^+\Lambda p$ reaction was studied close to the threshold [23]. It is this area which is most sensitive to final state interactions. The analysis yielded almost no spin triplet strength for this reaction. The effective range parameters extracted were $a_s = -2.43_{-0.25}^{+0.16}$ fm and $r_s = 2.21_{-0.36}^{+0.16}$ fm. The total cross sections for two beam energies were determined [23, 24] and are shown in Fig. 3 together with other data from [25–29] and [30]. The data can be described in terms of only three transitions: ${}^3P_0 \rightarrow {}^1S_0 s_0$, ${}^1S_0 \rightarrow {}^3P_0 s_0$ and ${}^3P_{0,1,2} \rightarrow {}^3P_{0,1,2} p_{0,1,2}$

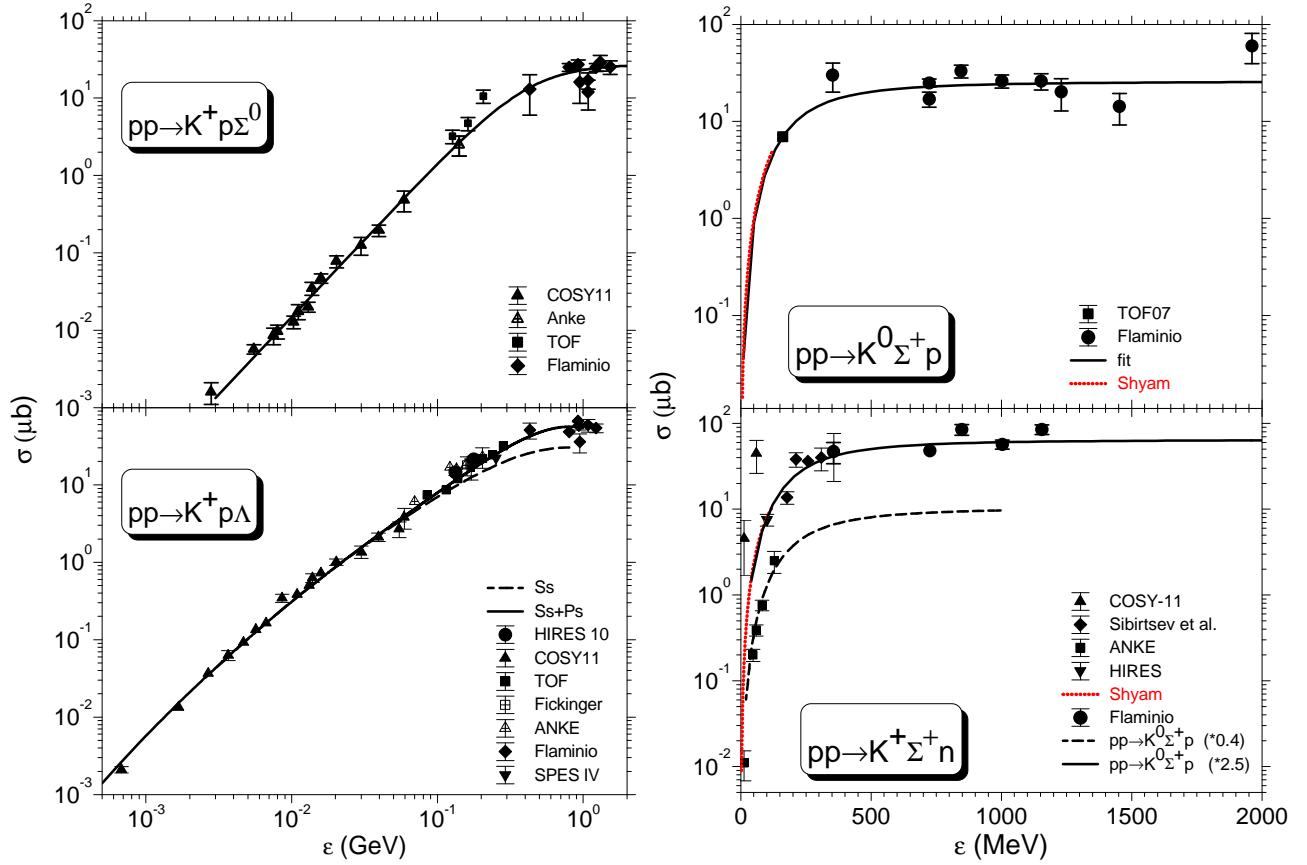


Figure 3: Left panel: Excitation functions for the reactions $pp \rightarrow K^+ Y^0 p$ with $Y^0 = \Lambda$ (lower frame) and Σ^0 (upper frame). The data obtained at COSY are from HIRES [23], [24], COSY11 [25], TOF [26], and ANKE [29], earlier data from [27,28,30]. For curves see text. Right panel: Same as left panel but for Σ^+ production. The near threshold point (upper right frame) is from TOF [32]. The dotted curves are from Ref. [33]. The total cross sections for the $pp \rightarrow K^+ \Sigma^+ n$ reaction are from Refs. [24,29,30,34,35].

(see Refs. [24] and [31] for details). The usual spectroscopic notation $^{2S+1}L_j l_J$ is applied with S , L and j denoting the spin, angular momentum and total angular momentum in the final two-proton system, respectively. J is the total angular momentum and l is the angular momentum between the meson and the two-proton system. Only two final states of these namely Ss and Ps were found necessary to account for the data. In the other reactions with Σ production no FSI is observed. Therefore, the cross sections can be accounted for by a function, which varies like phase space in the threshold region and approaches a constant for higher energies:

$$\sigma(\epsilon) = 1/(a + b/\epsilon^2).$$

It is remarkable that almost all data - except the old data at high energies - are from COSY experiments. For the production of Σ^+ hyperons the data situation is less favorable than for the Y^0 cases. There is only one point from TOF close to threshold for $pp \rightarrow K^0 \Sigma^+ p$ although with extremely small error bar [32]. For the reaction $pp \rightarrow K^+ \Sigma^+ n$ there are much more data from Refs. [24,29,34]. However, there is serious disagreement between these data. Shyam [33] predicted in an effective Lagrangian model the near threshold cross sections for these two channels. His prediction is undistinguishable from the fit in the case of $pp \rightarrow K^0 \Sigma^+ p$. We further noticed that the ratio between the two channels in his predictions is constant 2.5. The fit curve for $pp \rightarrow K^0 \Sigma^+ p$ times 2.5 is shown in the lower frame against the $pp \rightarrow K^+ \Sigma^+ n$ cross section data. It is below the data from Ref. [34] but higher than the data from [29]. However, it meets the HIRES result and the higher energy data. A factor of 1/2.5 would be

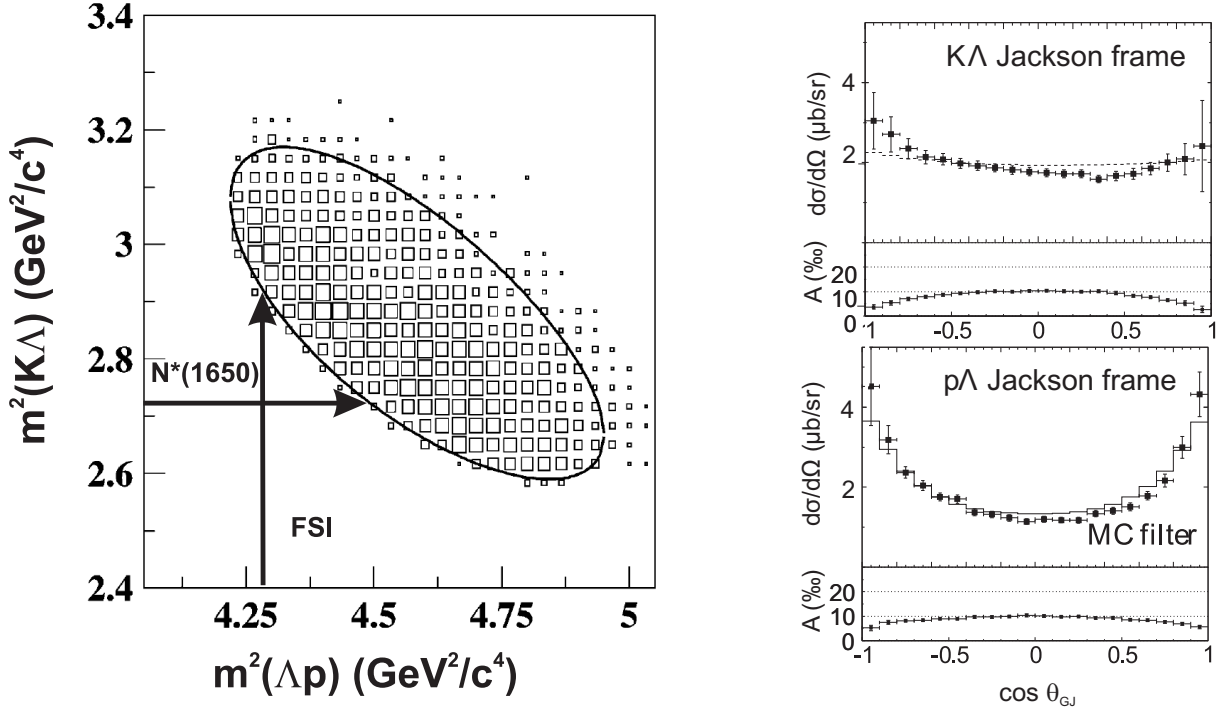


Figure 4: Left panel: Dalitz plot of the reaction $pp \rightarrow K^+\Lambda p$ at 2.85 GeV/c from Ref. [26]. The arrow on the $K^+\Lambda$ axis indicates the position of the N^* resonance at $m(S_{11}) = 1.65 \pm 0.15$ GeV/c². The arrow on the Λp axis indicates an enhancement due to *FSI*. Right panel: Differential cross sections from $pp \rightarrow K^+\Lambda p$ at 2.55 GeV/c from Ref. [26] transformed into the corresponding Gottfried-Jackson frame. The solid histogram in the Λp case is a Legendre polynomial fit. This is put into a Monte Carlo calculation yielding the dashed curve for the $K^+\Lambda$ case and limited angular momentum (see text). The frames below show always the differential acceptances.

necessary to reproduce the ANKE data [29], but then the high energy data were not met.

An interesting question to be answered by experiments is to what extent nucleon resonances contribute to hyperon production. In Fig. 4 the Dalitz plot of the reaction $pp \rightarrow K^+\Lambda p$ at a beam momentum of 2.85 GeV/c is shown. The data are from TOF [26]. An enhancement in the cross section is visible for the mass $m(K^+\Lambda) \approx 1.65$ GeV/c². The width of the resonance $N^*(1650)$ is $\Gamma = 0.15$ GeV/c². This means that the resonance covers the full allowed kinematical range. Indeed, this resonance was found to dominate the near threshold cross section (see Refs. [26, 33]). It is interesting to note that the quantum numbers of this N^* resonance are identical to those of the $N^*(1535)$: negative parity, spin and isospin 1/2. It plays the same role in kaon production as the $N^*(1535)$ in η production.

Another way of analysis is the transformation of the data into a Gottfried-Jackson frame. Here we will concentrate on two possibilities. The first one is $\vec{p}_\Lambda = -\vec{p}_K$ which is the decay if the N^* in its rest frame. The Gottfried-Jackson angle θ_{GJ} is then the angle between the average of beam and target proton direction and the N^* direction. The angular dependence of the cross section is shown in the upper frame of the right panel in Fig. 4. An expansion in Legendre polynomials up to second order are sufficient to account for the data. Thus $l \leq 1$ and only S_{11} , P_{11} , and P_{13} resonances can contribute. In the case $\vec{p}_\Lambda = -\vec{p}_p$, shown in the frame below, it is found that only $l = 0$ and $l = 1$ contribute in consistency with the finding from the analysis of the excitation function in Fig. 3. It should be stressed that these findings cannot be obtained from a Dalitz plot.

5 Search for Resonances in the Λp Channel

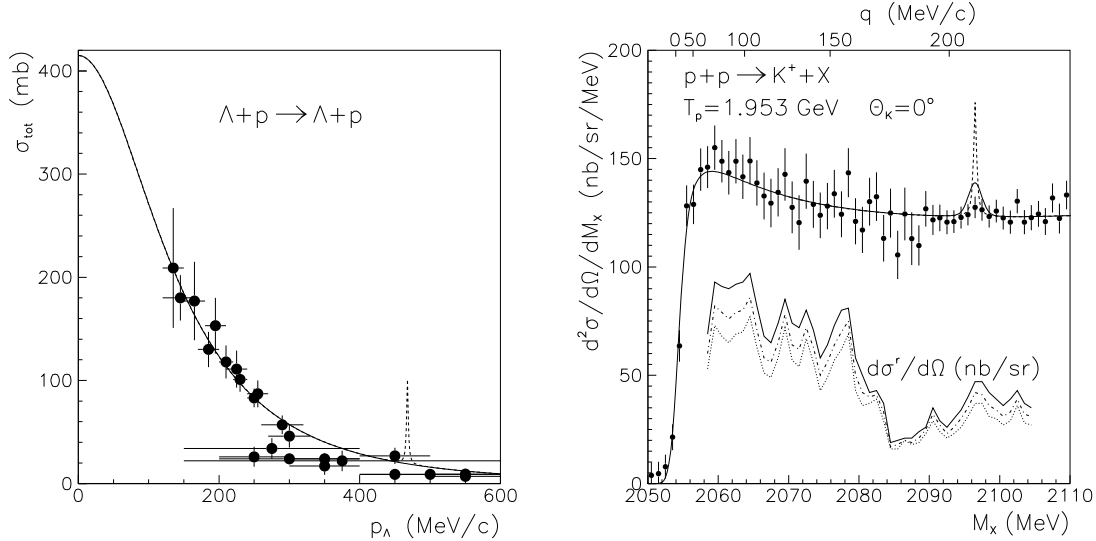


Figure 5: Left panel: Total $\Lambda p \rightarrow \Lambda p$ cross section vs. laboratory momentum p_Λ . Solid line: effective range approximation of σ_{tot}^{nr} . Dashed line: Simulation of a resonance excursion σ_{tot}^r without folding with the effective resolution function for a resonance in the 1P_1 channel with $E_r = 42.5$ MeV and $\Gamma = 500$ keV. For data see [37]. Right panel: Missing mass spectrum of the reaction $p + p \rightarrow K^+ + X$ with $X = (\Lambda p)$. The upper axis indicates the c.m. momentum q of the Λp system. Solid line: FSI fit curve with resonance excursion excluded by the χ^2 test. Dashed line: Same resonance excursion without folding with the effective resolution function. Resonance parameters: $d\sigma^r/d\Omega_K = 42$ nb/sr, $M_r = 2096.5$ MeV, $\Gamma = 500$ keV. The lower curves represent upper limits of the production cross section $d\sigma^r/d\Omega_K$ (nb/sr) are indicated for $\Gamma = 100$ keV (dotted line), $\Gamma = 500$ keV (dashed-dotted line) and $\Gamma = 1.0$ MeV (solid line).

Similar to a resonance in the $K^+\Lambda$ channel there might be a resonance in the Λp channel. Such a resonance would have strangeness $S = -1$. Aerts and Dover [36] predicted a spin singlet dibaryon D_s between the Λp and the ΣN thresholds. We searched for such a resonance in Λp elastic scattering as well as in FSI (Ref. [37]). We assumed a resonance at 42.5 MeV having a width of 0.50 MeV. Such a resonance could, however, not be seen in the elastic cross sections (see left panel in Fig. 5). This resonance corresponds to a mass of 2.0965 ± 0.5000 MeV/ c^2 in FSI . In a previous experiment [28] some structure had been observed. This is not confirmed by the high resolution experiment [37]. A χ^2 analysis leads to upper limits for the cross sections for the $pp \rightarrow K^+ D_s$ reaction (see right panel in Fig. 5).

Acknowledgements

Stimulating and enlightening discussions with colleagues from COSY are acknowledged. One of us (H. M.) is grateful to J. Niskanen for helpful discussions.

References

- [1] R. Maier et al., *Nucl. Instr. and Meth. Phys. Res. Sect. A* 390 (1997) 1

- [2] M. Wolke, “Production of associated strangeness in the reaction $pp \rightarrow ppK^+K^-$ close to threshold” *Jül-3532* (1998).
- [3] C. Quentmeier et al., *Phys. Lett. B* 515 (2001) 276
- [4] P. Winter et al., *Phys. Lett. B* 635 (2006) 23
- [5] M. Hartmann et al., *Phys. Rev. Lett.* 96 (2006) 242301 *ibid.* 97 (2006) 029901
- [6] Y. Maeda et al., *Phys. Rev. C* 77 (2008)015204
- [7] V. Kleber et al., *Phys. Rev. Lett.* 91 (2003) 172304
- [8] A. Dzyuba et al., *Eur. Phys. J. A* 29 (2006) 245
- [9] Y. Maeda et al., *Phys. Rev. Lett.* 97 (2006) 142301
- [10] Y. Maeda et al., *Phys. Rev. C* 79 (2009) 018201
- [11] F. Bellemann et al., *Phys. Rev. C* 75 (2007) 015204
- [12] X. Yuan et al., *Eur. Phys. J. A* 42 (2009) 1
- [13] F. Balestra et al., *Phys. Rev. C* 63 (2001) 024004
- [14] M. Silarski et al., *Phys. Rev. C* 80 (2009) 045202
- [15] B. Borasoy, U.-G. Meißner, and R. Nißler, *Phys. Rev. C* 74 (2006) 055201
- [16] T.M. Ito et al., *Phys. Rev. C* 58 (1998) 2366; M. Iwasaki et al., *Phys. Rev. Lett.* 78 (1997) 3067
- [17] C. Guaraldo et al., *Eur. Phys. J. A* 19 (2004) 185; G. Beer et al., *Phys. Rev. Lett.* 94 (2005) 212302
- [18] K. Schönning et al., *Phys. Lett. B* 668 (2008) 258
- [19] R.Wurzinger et al., *Phys. Lett. B* 374 (1996) 283
- [20] K. Gottfried and J.D. Jackson, *Nuovo Cim.* 33 (1964) 309
- [21] J.D. Jackson, *Nuovo Cim.* 34 (1964) 1644
- [22] H.J. Lipkin, *Phys. Lett. B* 60 (1976) 371
- [23] A. Budzanowski et al., *Phys. Lett. B* 687 (2010) 31
- [24] A. Budzanowski et al., *Phys. Lett. B* 692 (2010) 10
- [25] J.T. Balewski et al., *Phys. Lett. B* 420 (1998) 211; S. Sewerin, et al., *Phys. Rev. Lett.* 83 (1999) 682; P. Kowina, et al., *Eur. Phys. J. A* 22 (2004) 293
- [26] S. Abd El-Samad et al., *Physics Letters B* 632 (2006) 27; M. Abdel-Bary et al., *Phys. Lett. B* 688 (2010) 142
- [27] W.J. Fickinger et al., *Phys. Rev.* 125 (1962) 2082.
- [28] R. Siebert, et al., *Nucl. Phys. A* 567 (1994) 819.
- [29] Yu. Valdau et al., *Phys. Lett. B* 652 (2007) 245; Yu. Valdau et al., *Phys. Rev. C* 81 (2010)045208
- [30] V. Flaminio, W. G. Moorhead, D. R. O. Morrison, N. Rivoire, CERN-HERA report 84-01 (1984).
- [31] M. Betigeri et al., *Phys. Rev. C* 65 (2002) 064001
- [32] M. Abdel-Bary et al., *Phys. Lett. B* 649 (2007)252
- [33] R. Shyam, *Phys. Rev. C* 73 (2006) 035211
- [34] T. Rożek et al., *Phys. Lett. B* 643 (2006) 251
- [35] A. Sibirtsev et al., *Eur. Phys. J. A* 27 (2006) 269
- [36] A.T.M. Aerts and C.B. Dover *Nucl. Phys. B* 253 (1985) 116
- [37] A. Budzanowski et al., *Phys. Rev. D* 84 (2011) 032002