

First Double-Chooz Results and the Reactor Antineutrino Anomaly

Carlo Giunti*

INFN, Sezione di Torino, Via P. Giuria 1, I-10125 Torino, Italy

Marco Laveder†

*Dipartimento di Fisica “G. Galilei”, Università di Padova, and INFN,
Sezione di Padova, Via F. Marzolo 8, I-35131 Padova, Italy*

(Dated: November 12, 2018)

We investigate the possible effects of short-baseline $\bar{\nu}_e$ disappearance implied by the reactor antineutrino anomaly on the Double-Chooz determination of ϑ_{13} through the normalization of the initial antineutrino flux with the Bugey-4 measurement. We show that the effects are negligible and the value of ϑ_{13} obtained by the Double-Chooz collaboration is accurate only if $\Delta m_{41}^2 \gtrsim 3 \text{ eV}^2$. For smaller values of Δm_{41}^2 the short-baseline oscillations are not fully averaged at Bugey-4 and the uncertainties due to the reactor antineutrino anomaly can be of the same order of magnitude of the intrinsic Double-Chooz uncertainties.

PACS numbers: 14.60.Pq, 14.60.Lm, 14.60.St

The first results [1] of the Double-Chooz experiment [2] led to the following result for the amplitude of long-baseline $\bar{\nu}_e$ disappearance:

$$\sin^2 2\vartheta_{13}^{\text{DC}} = 0.085 \pm 0.029 \pm 0.042. \quad (1)$$

This amplitude enters in the effective long-baseline (LBL) survival probability of $\bar{\nu}_e$ in the case of three-neutrino mixing (see Ref. [3]):

$$P_{\bar{\nu}_e \rightarrow \bar{\nu}_e}^{\text{DC}} = 1 - \sin^2 2\vartheta_{13}^{\text{DC}} \sin^2 \left(\frac{\Delta m_{31}^2 L}{4E} \right), \quad (2)$$

which has been assumed in the analysis of the data by the Double-Chooz collaboration [1]. Here we adopt the standard parameterization of the mixing matrix, with $|U_{e3}| = \sin \vartheta_{13}$.

An essential ingredient in the extraction of the value of $\sin^2 2\vartheta_{13}^{\text{DC}}$ from the data is the normalization of the initial flux prediction on the value measured by the Bugey-4 experiment [4], since the first results of the Double-Chooz experiment have been obtained with the far detector only [1]. This normalization is important because the recent recalculations of the reactor $\bar{\nu}_e$ flux [5, 6] indicate a value which is larger than that measured by Bugey-4 and other short-baseline reactor antineutrino experiments, leading to the reactor antineutrino anomaly [7]. The ratio of observed and theoretically predicted $\bar{\nu}_e$ flux for the Bugey-4 experiment is [7]

$$\frac{\phi_{\text{Bugey-4}}^{\text{obs}}}{\phi_{\text{Bugey-4}}^{\text{the}}} = 0.942 \pm 0.042, \quad (3)$$

and the average ratio of observed and theoretically predicted $\bar{\nu}_e$ fluxes in short-baseline reactor antineutrino experiments is [8]

$$\frac{\phi_{\text{SBL}}^{\text{obs}}}{\phi_{\text{SBL}}^{\text{the}}} = 0.946 \pm 0.024, \quad (4)$$

which is a 2.2σ effect. Several experiments which could check the reactor antineutrino anomaly have been proposed and some are already under preparation [9–18].

In this letter we investigate if the short-baseline $\bar{\nu}_e$ disappearance implied by the reactor antineutrino anomaly has an effect in the determination of ϑ_{13} , in spite of the normalization of the initial antineutrino flux with the Bugey-4 measurement.

In general, the $\bar{\nu}_e$ flux measured in the Double-Chooz far detector is given by

$$\phi_{\bar{\nu}_e}^{\text{LBL}} = \phi_{\bar{\nu}_e}^0 P_{\bar{\nu}_e \rightarrow \bar{\nu}_e}^{\text{LBL}}, \quad (5)$$

where $\phi_{\bar{\nu}_e}^0$ is the $\bar{\nu}_e$ flux produced by the reactor and $P_{\bar{\nu}_e \rightarrow \bar{\nu}_e}^{\text{LBL}}$ is the effective long-baseline (LBL) $\bar{\nu}_e$ survival probability.

In the simplest framework of 3+1 neutrino mixing, which can accommodate short-baseline neutrino oscillations together with the well-established atmospheric (long-baseline) and solar neutrino oscillations (see the recent Refs. [8, 19–23] and references therein), the effective long-baseline $\bar{\nu}_e$ survival probability is given by [24]

$$P_{\bar{\nu}_e \rightarrow \bar{\nu}_e}^{\text{LBL}} = 1 - \cos^4 \vartheta_{14} \sin^2 2\vartheta_{13} \sin^2 \left(\frac{\Delta m_{31}^2 L}{4E} \right) - \frac{1}{2} \sin^2 2\vartheta_{14}, \quad (6)$$

where the oscillations due to $\Delta m_{41}^2 \gg \Delta m_{31}^2$ have been averaged and we adopted a parameterization of the four-neutrino mixing matrix in which $|U_{e3}| = \sin \vartheta_{13} \cos \vartheta_{14}$ and $|U_{e4}| = \sin \vartheta_{14}$.

We can calculate the value of $\sin^2 2\vartheta_{13}$ taking into account the reactor antineutrino anomaly by noting that in the analysis of the Double-Chooz collaboration the $\bar{\nu}_e$ flux measured in the far detector has been fitted with

$$\phi_{\bar{\nu}_e}^{\text{LBL}} = \phi_{\bar{\nu}_e}^{\text{SBL}} P_{\bar{\nu}_e \rightarrow \bar{\nu}_e}^{\text{DC}}. \quad (7)$$

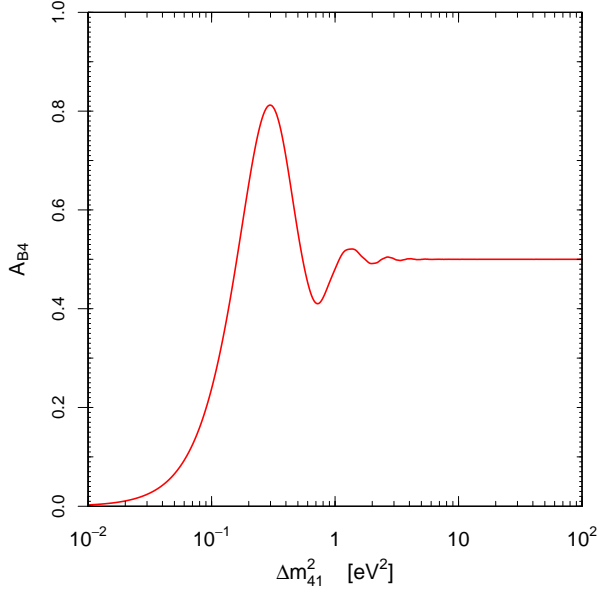


FIG. 1. Averaged value of $\sin^2(\Delta m_{41}^2 L/4E)$ in the Bugey-4 experiment as a function of Δm_{41}^2 .

where $\phi_{\bar{\nu}_e}^{\text{SBL}}$ is the short-baseline $\bar{\nu}_e$ flux inferred from the Bugey-4 measurement, taking into account the differences between the Bugey and Chooz reactors. In the framework of 3+1 neutrino mixing, the short-baseline $\bar{\nu}_e$ flux is given by

$$\phi_{\bar{\nu}_e}^{\text{SBL}} = \phi_{\bar{\nu}_e}^0 (1 - A_{B4} \sin^2 2\vartheta_{14}), \quad (8)$$

where A_{B4} is the average of $\sin^2(\Delta m_{41}^2 L/4E)$ in the Bugey-4 experiment. The value of this quantity is plotted in Fig. 1 as a function of Δm_{41}^2 . One can see that $\sin^2(\Delta m_{41}^2 L/4E)$ is fully averaged ($A_{B4} \simeq 1/2$) for $\Delta m_{41}^2 \gtrsim 3 \text{ eV}^2$, but for smaller values of Δm_{41}^2 the average A_{B4} can be significantly different from $1/2$.

Let us first consider the case of $\Delta m_{41}^2 \gtrsim 3 \text{ eV}^2$, for which $A_{B4} \simeq 1/2$. In this case, from Eqs. (5), (6) and (8), the $\bar{\nu}_e$ flux measured in the Double-Chooz far detector can be written as

$$\phi_{\bar{\nu}_e}^{\text{LBL}} = \phi_{\bar{\nu}_e}^{\text{SBL}} \left[1 - \frac{\cos^4 \vartheta_{14} \sin^2 2\vartheta_{13}}{1 - \frac{1}{2} \sin^2 2\vartheta_{14}} \sin^2 \left(\frac{\Delta m_{31}^2 L}{4E} \right) \right]. \quad (9)$$

Comparing Eq. (7) with $P_{\bar{\nu}_e \rightarrow \bar{\nu}_e}^{\text{DC}}$ given by Eq. (2) and Eq. (9), we obtain

$$\sin^2 2\vartheta_{13} = \sin^2 2\vartheta_{13}^{\text{DC}} \frac{1 - \frac{1}{2} \sin^2 2\vartheta_{14}}{\cos^4 \vartheta_{14}}, \quad (10)$$

which gives the connection between $\vartheta_{13}^{\text{DC}}$ and the pair $\vartheta_{13}, \vartheta_{14}$ for $\Delta m_{41}^2 \gtrsim 3 \text{ eV}^2$.

Equation (10) shows that in principle normalizing the initial neutrino flux at a value measured by a short-baseline experiment as the Bugey-4 experiment is not

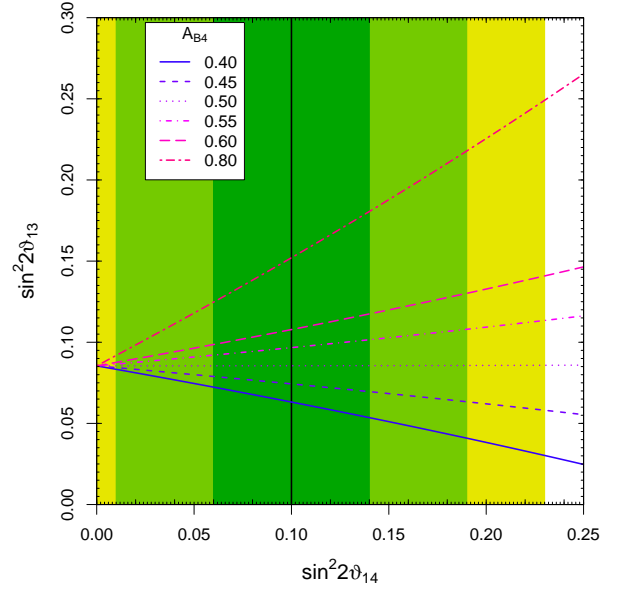


FIG. 2. $\sin^2 2\vartheta_{13}$ as a function of $\sin^2 2\vartheta_{14}$ obtained from Eq. (10) and the best-fit value of the Double-Chooz measure in Eq. (1) for different values of A_{B4} . The vertical solid black line gives the best-fit value of $\sin^2 2\vartheta_{14}$ obtained from the fit of short-baseline reactor antineutrino data [22]. The colored vertical bands show the corresponding 1σ , 2σ , 3σ allowed ranges.

sufficient to take into account the effects of short-baseline oscillations. However, in practice the correction is small, because the reactor antineutrino anomaly implies that ϑ_{14} is small, which leads to

$$(1 - \frac{1}{2} \sin^2 2\vartheta_{14}) / \cos^4 \vartheta_{14} = 1 + \mathcal{O}(\vartheta_{14}^4). \quad (11)$$

In this case, the long-baseline Double-Chooz data determine the value of $\sin^2 2\vartheta_{13}$ independently from the value of $\sin^2 2\vartheta_{14}$, which is determined by the short-baseline reactor antineutrino anomaly.

Let us now consider values of A_{B4} different from $1/2$, which can be realized if $\Delta m_{41}^2 \lesssim 3 \text{ eV}^2$, as one can see from Fig. 1. In this case the contribution of $\phi_{\bar{\nu}_e}^{\text{SBL}}$ to $\phi_{\bar{\nu}_e}^{\text{LBL}}$ cannot be factorized as in Eq. (9). Therefore, in order to find the value of $\sin^2 2\vartheta_{13}$ given by Double-Chooz data, we must fit these data. We performed an approximate fit extracting the necessary information from the figures in Ref. [1]. The results are shown in Fig. 2, where we plotted the value of $\sin^2 2\vartheta_{13}$ as a function of $\sin^2 2\vartheta_{14}$ for different values of A_{B4} . Figure 2 also shows the best fit value of $\sin^2 2\vartheta_{14}$ and its 1σ , 2σ and 3σ allowed ranges obtained from the fit of short-baseline reactor antineutrino data [22]. One can see that the deviation of $\sin^2 2\vartheta_{13}$ from $\sin^2 2\vartheta_{13}^{\text{DC}}$ in the allowed band of $\sin^2 2\vartheta_{14}$ is negligible for $A_{B4} = 1/2$, according to the discussion above. On the other hand, the deviation of $\sin^2 2\vartheta_{13}$ from $\sin^2 2\vartheta_{13}^{\text{DC}}$ can be relatively large for values of A_{B4} different from

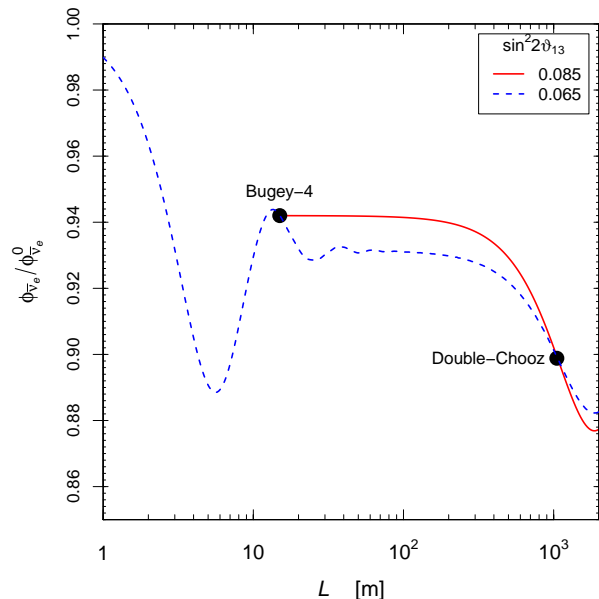


FIG. 3. Relative suppression of the averaged reactor electron antineutrino flux as a function of distance. The solid red curve is calculated using the three-neutrino mixing survival probability in Eq. (2) with $\Delta m_{31}^2 = 2.4 \times 10^{-3} \text{ eV}^2$ and the Double-Chooz best-fit value of $\sin^2 2\vartheta_{13}^{\text{DC}}$ in Eq. (1) and by normalizing the flux at the value measured by the Bugey-4 experiment at $L = 15 \text{ m}$. The blue dashed curve is calculated with the four-neutrino mixing survival probability in Eq. (6) with $\Delta m_{31}^2 = 2.4 \times 10^{-3} \text{ eV}^2$, $\sin^2 2\vartheta_{13} = 0.065$, $\Delta m_{41}^2 = 0.8 \text{ eV}^2$ and $\sin^2 2\vartheta_{14} = 0.14$. The values of $\sin^2 2\vartheta_{13}$ and $\sin^2 2\vartheta_{14}$ have been chosen in order to fit both the Bugey-4 and Double-Chooz data points.

1/2. Therefore, the uncertainty due to short-baseline oscillations must be taken into account in the extraction of $\sin^2 2\vartheta_{13}$ from the Double-Chooz data if $\Delta m_{41}^2 \lesssim 3 \text{ eV}^2$.

The cause of the deviation of $\sin^2 2\vartheta_{13}$ from $\sin^2 2\vartheta_{13}^{\text{DC}}$ when the short-baseline oscillations are not fully averaged at Bugey-4 is illustrated in Fig. 3, where we plotted the relative decrease of the averaged reactor electron antineutrino flux as a function of distance. The solid red curve shows the suppression of the Bugey-4 flux for larger distances calculated using the three-neutrino mixing survival probability in Eq. (2) with the Double-Chooz best-fit value of $\sin^2 2\vartheta_{13}^{\text{DC}}$ in Eq. (1). The blue dashed curve is calculated with the four-neutrino mixing survival probability in Eq. (6) and oscillation parameters chosen in order to fit both the Bugey-4 and Double-Chooz data points. One can see that since the short-baseline oscillations are not fully averaged at Bugey-4, the residual short-baseline oscillations at larger distances contribute to the suppression of the flux and the fit of the Double-Chooz data point requires a value of $\sin^2 2\vartheta_{13}$ which is smaller than $\sin^2 2\vartheta_{13}^{\text{DC}}$.

In the following we estimate the uncertainty of the determination of $\sin^2 2\vartheta_{13}$ from Double-Chooz data implied

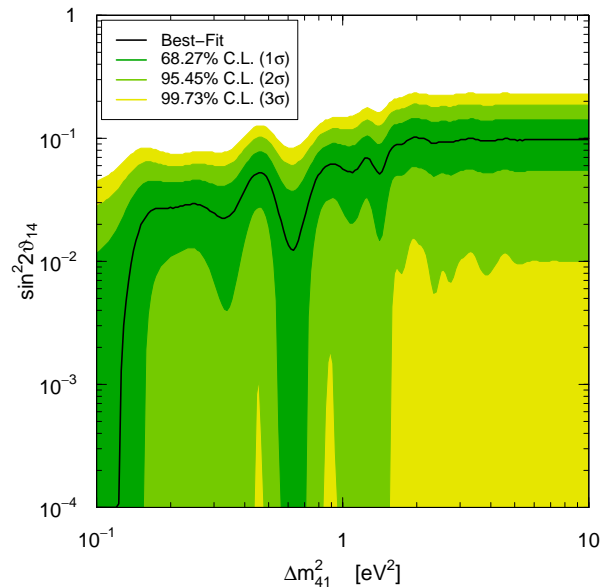


FIG. 4. $\sin^2 2\vartheta_{14}$ as a function of Δm_{41}^2 obtained from the fit of short-baseline reactor antineutrino data (see Ref. [22]).

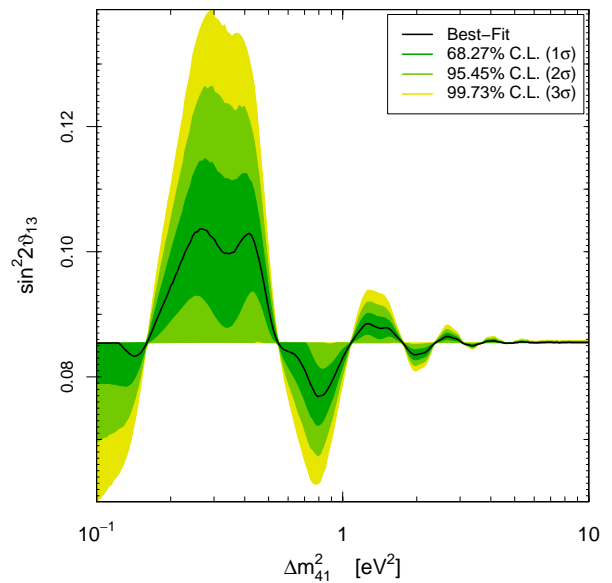


FIG. 5. $\sin^2 2\vartheta_{13}$ as a function of Δm_{41}^2 obtained from the best-fit value of the Double-Chooz measure in Eq. (1) and $\sin^2 2\vartheta_{14}$ in Fig. 4.

by the fit of short-baseline reactor antineutrino data [22].

Figure 4 shows the value of $\sin^2 2\vartheta_{14}$ as a function of Δm_{41}^2 obtained from the fit of short-baseline reactor antineutrino data (see Ref. [22]). Note that Fig. 4 is obtained from a one-dimensional χ^2 analysis of short-baseline reactor antineutrino data for each fixed value of Δm_{41}^2 . Hence, it is different from the usual two-dimensional χ^2 analyses which give allowed regions in the

$\sin^2 2\vartheta_{14}-\Delta m_{41}^2$ plane (as for example Fig. 1 of Ref. [22]). The rapid decrease of the best-fit value of $\sin^2 2\vartheta_{14}$ for $\Delta m_{41}^2 \lesssim 0.2 \text{ eV}^2$ reflects the fact that the oscillation explanation of the reactor antineutrino anomaly requires larger values of Δm_{41}^2 .

Figure 5 shows the value of $\sin^2 2\vartheta_{13}$ as a function of Δm_{41}^2 obtained from our approximate fit of Double-Chooz data and $\sin^2 2\vartheta_{14}$ in Fig. 4. One can see that the deviation from $\sin^2 2\vartheta_{13}^{\text{DC}}$, is smaller than about 1% for $\Delta m_{41}^2 \gtrsim 3 \text{ eV}^2$, in agreement with the discussion above. On the other hand, the deviation of $\sin^2 2\vartheta_{13}$ from $\sin^2 2\vartheta_{13}^{\text{DC}}$ can be relatively large for smaller values of Δm_{41}^2 , reaching about 40% at 2σ for $\Delta m_{41}^2 \simeq 0.3 - 0.4 \text{ eV}^2$.

Finally, using the constraints on Δm_{41}^2 and $\sin^2 2\vartheta_{14}$ obtained from a two-dimensional χ^2 analysis of short-baseline reactor antineutrino data [22], for the best-fit value of $\sin^2 2\vartheta_{13}$ in our approximate fit of Double-Chooz data we obtain

$$\sin^2 2\vartheta_{13} = 0.084_{-0.010}^{+0.025}. \quad (12)$$

Here the uncertainties are only those due to the analysis of short-baseline reactor antineutrino data. Hence, they must be added to the intrinsic Double-Chooz uncertainties in Eq. (1).

The result in Eq. (12) shows that the uncertainties on the determination of $\sin^2 2\vartheta_{13}$ due to the reactor antineutrino anomaly are comparable with the intrinsic Double-Chooz uncertainties in Eq. (1). Therefore, the reactor antineutrino anomaly must be taken into account in the extraction of the value of $\sin^2 2\vartheta_{13}$ from Double-Chooz data.

In conclusion, we have shown that if the short-baseline oscillations indicated by the reactor antineutrino anomaly exists, in order to obtain the value of ϑ_{13} in long-baseline reactor neutrino oscillation experiments it is not sufficient to normalize the flux at a value measured by a short-baseline experiment, because the short-baseline oscillations may be not fully averaged at such reference point. In the case of the first results of the Double-Chooz experiment [1], the flux has been normalized at the value measured by the Bugey-4 experiment [4], for which the short-baseline oscillations are fully averaged only for $\Delta m_{41}^2 \gtrsim 3 \text{ eV}^2$. We have shown that for smaller values of Δm_{41}^2 the corrections due to short-baseline oscillations must be taken into account and that a neutrino oscillation analysis of the reactor antineutrino anomaly indicates that these corrections may be relevant.

Let us finally note that in the long-baseline reactor experiments with a near detector which is farther from the reactor than about 100 m (RENO [25], Daya Bay [26], Double-Chooz [2]) short-baseline oscillations are fully averaged for $\Delta m_{41}^2 \gtrsim 0.1 \text{ eV}^2$. Therefore, even if the reactor antineutrino anomaly is due to short-baseline oscillations, the value of $\sin^2 2\vartheta_{13}$ can be extracted accurately from the data by comparing the near and far detection

rates using the three-neutrino mixing survival probability in Eq. (2), independently of the reactor antineutrino anomaly. However, if Δm_{41}^2 is sufficiently small, the medium-baseline $\bar{\nu}_e$ flux measured in the near detector could be smaller than that measured in the Bugey-4 experiment and in other short-baseline reactor experiments (see Ref. [7]). This would be a confirmation of the reactor antineutrino anomaly.

* giunti@to.infn.it; also at Department of Theoretical Physics, University of Torino, Italy

† laveder@pd.infn.it

- [1] Double Chooz, H. D. Kerret, (2011), LowNu11, 9-12, November, 2011, Seoul National University, Seoul, Korea.
- [2] Double Chooz, F. Ardellier *et al.*, (2006), hep-ex/0606025.
- [3] C. Giunti and C. W. Kim, *Fundamentals of Neutrino Physics and Astrophysics* (Oxford University Press, Oxford, UK, 2007).
- [4] Bugey, Y. Declais *et al.*, Phys. Lett. **B338**, 383 (1994).
- [5] T. A. Mueller *et al.*, Phys. Rev. **C83**, 054615 (2011), arXiv:1101.2663.
- [6] P. Huber, Phys. Rev. **C84**, 024617 (2011), arXiv:1106.0687.
- [7] G. Mention *et al.*, Phys. Rev. **D83**, 073006 (2011), arXiv:1101.2755.
- [8] C. Giunti and M. Laveder, (2011), arXiv:1107.1452.
- [9] T. Lasserre, (2011), XIV International Workshop on Neutrino Telescopes, March 15-18, 2011, Venice, Italy.
- [10] J. A. F. J. Barrett, (2011), arXiv:1105.1326.
- [11] M. Cribier *et al.*, Phys. Rev. Lett. **107**, 201801 (2011), arXiv:1107.2335.
- [12] J. A. Formaggio, E. Figueroa-Feliciano, and A. Anderson, (2011), arXiv:1107.3512.
- [13] O. Yasuda, JHEP **09**, 036 (2011), arXiv:1107.4766.
- [14] D. Dwyer, K. Heeger, B. Littlejohn, and P. Vogel, (2011), arXiv:1109.6036.
- [15] Y. Novikov *et al.*, (2011), arXiv:1110.2983.
- [16] N. Bowden, (2011), LowNu11, 9-12, November, 2011, Seoul National University, Seoul, Korea.
- [17] V. Egorov, (2011), LowNu11, 9-12, November, 2011, Seoul National University, Seoul, Korea.
- [18] Y. Kim, (2011), LowNu11, 9-12, November, 2011, Seoul National University, Seoul, Korea.
- [19] J. Kopp, M. Maltoni, and T. Schwetz, Phys. Rev. Lett. **107**, 091801 (2011), arXiv:1103.4570.
- [20] C. Giunti and M. Laveder, (2011), arXiv:1109.4033.
- [21] G. Karagiorgi, (2011), arXiv:1110.3735, DPF-2011.
- [22] C. Giunti and M. Laveder, (2011), arXiv:1111.1069.
- [23] B. Bhattacharya, A. M. Thalapillil, and C. E. M. Wagner, (2011), arXiv:1111.4225.
- [24] A. de Gouvea and T. Wytock, Phys. Rev. **D79**, 073005 (2009), arXiv:0809.5076.
- [25] RENO, J. Ahn, (2010), arXiv:1003.1391, Technical Design Report.
- [26] Daya Bay, X. Guo *et al.*, (2007), hep-ex/0701029, Proposal to DOE.