

The elliptic flow in Au+Au collisions at $\sqrt{s_{NN}} = 7.7, 11.5$
and 39 GeV at STAR*

SHUSU SHI (FOR THE STAR COLLABORATION)

[A]INSTITUTE OF PARTICLE PHYSICS, CENTRAL CHINA NORMAL
UNIVERSITY, WUHAN, HUBEI, 430079, CHINA

[B]THE KEY LABORATORY OF QUARK AND LEPTON PHYSICS (CENTRAL
CHINA NORMAL UNIVERSITY), MINISTRY OF EDUCATION, WUHAN,
HUBEI, 430079, CHINA

We present elliptic flow, v_2 , measurements for charged and identified particles at midrapidity in Au+Au collisions at $\sqrt{s_{NN}} = 7.7, 11.5$ and 39 GeV at STAR. We compare the inclusive charged hadron v_2 to those from high energies at RHIC ($\sqrt{s_{NN}} = 62.4$ and 200 GeV), at LHC ($\sqrt{s_{NN}} = 2.76$ TeV). A significant difference in v_2 between baryons and anti-baryons is observed and the difference increases with decreasing beam energy. We observed the v_2 of ϕ meson is systematically lower than other particles in Au+Au collisions at $\sqrt{s_{NN}} = 11.5$ GeV.

PACS numbers: 25.75.Ld, 25.75.Dw

1. Introduction

The main physics motivation for the Beam Energy Scan at RHIC-STAR experiment is searching for the phase boundary and critical point predicted by QCD theory. The elliptic flow, v_2 , which is generated by the initial anisotropy in the coordinate space, is defined by

$$v_2 = \langle \cos 2(\phi - \Psi_R) \rangle \quad (1)$$

, where ϕ is azimuthal angle of an outgoing particle, Ψ_R is the azimuthal angle of the impact parameter, and angular brackets denote an average

* Presented at the conference 'Strangeness in Quark Matter 2011', Cracow, Poland, September 18-24, 2011

over many particles and events. Due to the self-quenching effect, it is sensitive to the early stage of the heavy ion collisions [1]. The number of constituent quark (NCQ) scaling observed in the top energy of RHIC Au+Au and Cu+Cu collisions [2, 3, 5] reflects that the collectivity has been built up at the partonic stage. Especially, the NCQ scaling for multi-strange hadrons, ϕ ($s\bar{s}$) and Ω (sss) supports the deconfinement and partonic collectivity picture [4, 6]. A study based on a multi-phase transport model (AMPT) indicates the NCQ scaling is related to the degrees of freedom in the system [7]. The scaling and no scaling in v_2 reflects the partonic and hadronic degrees of freedom respectively. The importance of ϕ meson has been emphasized, where the ϕ meson v_2 could be small or zero without partonic phase [8]. Thus, the measurements of elliptic flow with the Beam Energy Scan data offer us the opportunity to investigate the QCD phase boundary.

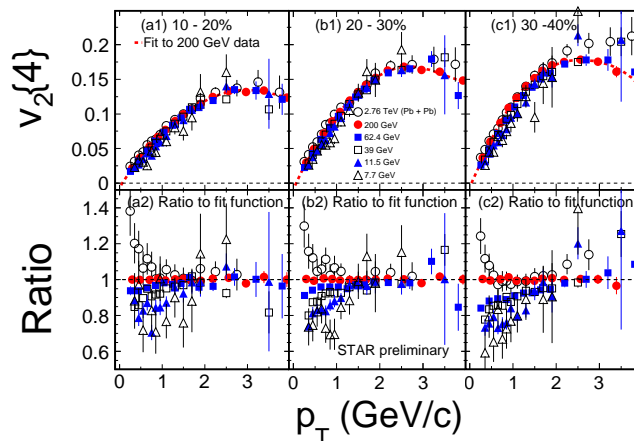


Fig. 1. (Color online) The top panels show the $v_2\{4\}$ vs. p_T at midrapidity for various beam energies ($\sqrt{s_{NN}} = 7.7$ GeV to 2.76 TeV). The results for $\sqrt{s_{NN}} = 7.7$ to 200 GeV are for Au + Au collisions and those for 2.76 TeV are for Pb + Pb collisions. The red line shows the fit to the results from Au + Au collisions at $\sqrt{s_{NN}} = 200$ GeV. The bottom panels show the ratio of $v_2\{4\}$ vs. p_T for all $\sqrt{s_{NN}}$ with respect to this fitted line. The results are shown for three collision centrality classes: 10 – 20% (a1), 20 – 30% (b1) and 30 – 40% (c1).

In this proceedings, we present the v_2 results of charged and identified hadrons by the STAR experiment from Au+Au collisions in $\sqrt{s_{NN}} = 7.7$, 11.5 and 39 GeV. STAR's Time Projection Chamber (TPC) [9] is used as the main detector for event plane determination. The centrality was determined

by the number of tracks from the pseudorapidity region $|\eta| \leq 0.5$. The particle identification for π^\pm , K^\pm and p (\bar{p}) is achieved via the energy loss in the TPC and the time of flight information from the multi-gap resistive plate chamber detector [10]. Strange hadrons are reconstructed with the decay channels: $K_S^0 \rightarrow \pi^+ + \pi^-$, $\phi \rightarrow K^+ + K^-$, $\Lambda \rightarrow p + \pi^-$ ($\bar{\Lambda} \rightarrow \bar{p} + \pi^+$), and $\Xi^- \rightarrow \Lambda + \pi^-$ ($\Xi^+ \rightarrow \bar{\Lambda} + \pi^+$). The detailed description of the procedure can be found in Refs. [2, 3, 11]. The event plane method [12] and cumulant method [13, 14] are used for the v_2 measurement.

2. Results and Discussions

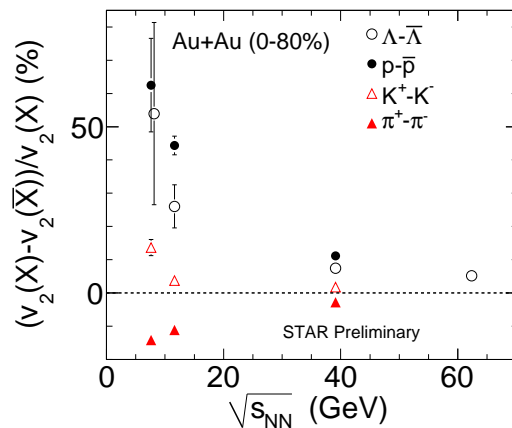


Fig. 2. (Color online) The difference of v_2 for particles and anti-particles ($v_2(X) - v_2(\bar{X})$) divided by particle v_2 ($v_2(X)$) as a function of beam energy in Au+Au collisions (0-80%).

The Beam Energy Scan data from RHIC-STAR experiment, offer a opportunity to study the beam energy dependence of v_2 in a wide range of beam energy. Figure 1 shows the results of transverse momentum (p_T) dependence of $v_2\{4\}$ for charged hadrons from $\sqrt{s_{NN}} = 7.7$ GeV to 2.76 TeV in 10 – 20% (a1), 20 – 30% (b1) and 30 – 40% (c1) centrality bins, where the ALICE results in Pb + Pb collisions at $\sqrt{s_{NN}} = 2.76$ TeV are taken from [15]. At low p_T ($p_T < 2$ GeV/ c), the v_2 values increases with increase in beam energy. Beyond $p_T = 2$ GeV/ c the v_2 results show comparable values with in statistic errors. There is no saturation signal of v_2 up to collisions at $\sqrt{s_{NN}} = 2.76$ TeV. Figure 2 shows excitation function for the

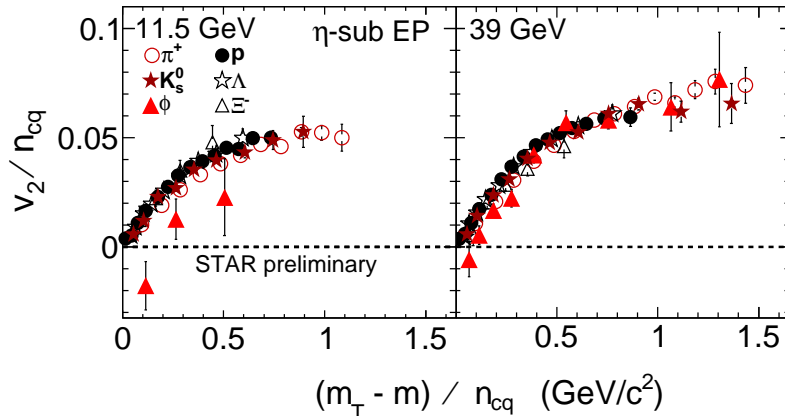


Fig. 3. (Color online) The number of constituent quark (n_{cq}) scaled v_2 as a function of transverse kinetic energy over n_{cq} ($(m_T - m_0)/n_{cq}$) for various identified particles in Au+Au (0-80%) collisions at $\sqrt{s_{NN}} = 11.5$ and 39 GeV.

relative difference of v_2 between particles and anti-particles. Here, to reduce the non-flow effect, the η -sub event plane method is used to calculate v_2 . The η -sub event plane method is similar to the event plane method, except one defines the flow vector for each particle based on particles measured in the opposite hemisphere in pseudorapidity. An η gap of $|\eta| < 0.05$ is used between negative/positive η sub-event to guarantee that non-flow effects are reduced by enlarging the separation between the correlated particles. The difference for baryon and anti-baryon (protons and Λ s) could be observed from 7.7 to 62.4 GeV. The difference of v_2 for baryons is within 10% at $\sqrt{s_{NN}} = 39$ and 62.4 GeV, while a significant difference is observed below $\sqrt{s_{NN}} = 39$ GeV. For example, the difference of protons versus anti-protons is around 60%. There is no obvious difference for π^+ versus π^- (within 3%) and K^+ versus K^- (within 2%) when $\sqrt{s_{NN}} = 39$ GeV. As the decrease of beam energy, π^+ versus π^- and K^+ versus K^- start to show the difference. The v_2 of π^- is larger than that of π^+ and the v_2 of K^+ is larger than that of K^- . This difference between particles and anti-particles might be due to the baryon transport effect to midrapidity [16] or absorption effect in the hadronic stage. The results could indicate the hadronic interaction become more dominant in lower beam energy. The immediate consequence of the significant difference between baryon and anti-baryon v_2 is that the NCQ scaling is broken between particles and anti-particles at

$\sqrt{s_{NN}} = 7.7$ and 11.5 GeV. The transverse momentum dependence of v_2 for the selected identified particles is shown in Fig. 3. The v_2 and $m_T - m_0$ has been divided by number of constituent quark in each hadron. In Au+Au collisions at $\sqrt{s_{NN}} = 39$ GeV, the similar scaling behavior at $\sqrt{s_{NN}} = 200$ GeV is observed. Especially, the ϕ mesons which is insensitive to the later hadronic rescatterings follows the same trend of other particles. It suggests that the partonic collectivity has been built up in collisions at $\sqrt{s_{NN}} = 39$ GeV. However, the v_2 for ϕ mesons falls off from other particles at $\sqrt{s_{NN}} = 11.5$ GeV. The mean deviation to the v_2 pions is 2.6σ . It indicates that the hadronic interaction are dominant in collisions at $\sqrt{s_{NN}} = 11.5$ GeV.

3. Summary

In summary, we present the v_2 measurement for charged hadrons and identified hadrons in Au+Au collisions at $\sqrt{s_{NN}} = 7.7, 11.5$ and 39 GeV. The magnitude of v_2 increases as increasing of the beam energy from 7.7 GeV to 2.76 TeV. The difference between the v_2 of particles and anti-particles is observed. The baryon and anti-baryon show significant difference at $\sqrt{s_{NN}} = 7.7$ and 11.5 GeV. The ongoing analysis with 19.6 and 27 GeV data collected in 2011 will fill the gap between 11.5 and 39 GeV. The pions and kaons are almost consistent at $\sqrt{s_{NN}} = 39$ GeV. This difference increase with decreasing of the beam energy. The v_2 of ϕ meson falls off from other particles in collisions at $\sqrt{s_{NN}} = 11.5$ GeV. Experimental data suggests the hadronic interactions are dominant when $\sqrt{s_{NN}} \leq 11.5$ GeV.

4. Acknowledgments

This work was supported in part by the National Natural Science Foundation of China under grant No. 11105060, 10775060 and 11135011.

REFERENCES

- [1] S. A. Voloshin, A. M. Poskanzer and R. Snellings, arXiv:0809.2949.
- [2] J. Adams *et al.* (STAR Collaboration), Phys. Rev. Lett. **92**, 052302 (2004).
- [3] J. Adams *et al.* (STAR Collaboration), Phys. Rev. Lett. **95**, 122301 (2005).
- [4] B. I. Abelev *et al.*, (STAR Collaboration), Phys. Rev. Lett. **99** 112301 (2007).
- [5] B. I. Abelev *et al.*, (STAR Collaboration), Phys. Rev. **C 81**, 044902 (2010).
- [6] S. Shi (for the STAR collaboration), Nucl. Phys. A **830**, 187c (2009).
- [7] F. Liu, K.J. Wu, and N. Xu, J. Phys. G **37** 094029(2010).
- [8] B. Mohanty and N. Xu, J. Phys. G **36**, 064022(2009).

- [9] K. H. Ackermann *et al.* (STAR Collaboration), Nucl. Instrum. Methods A **499**, 624 (2003).
- [10] W. J. Llope (STAR TOF Group), Nucl. Instr. and Meth. B **241**, 306 (2005).
- [11] C. Adler *et al.* (STAR Collaboration), Phys. Rev. Lett. **89**, 132301 (2002).
- [12] A. M. Poskanzer and S. A. Voloshin, Phys. Rev. C **58** 1671 (1998).
- [13] N. Borghini, P. M. Dinh, and J.-Y. Ollitrault, Phys. Rev. C **63**, 054906 (2001).
- [14] N. Borghini, P. M. Dinh, and J.-Y. Ollitrault, Phys. Rev. C **64**, 054901 (2001).
- [15] K. Aamodt *et al.* (ALICE Collaboration), Phys. Rev. Lett. **105**, 252302 (2010).
- [16] J. Dunlop, M.A. Lisa and P. Sorensen, arXiv:1107.3078.