

# Heavy quark production at collider energies: some selected topics.\*

ANTONI SZCZUREK

The H. Niewodniczański Institute of Nuclear Physics  
Polish Academy of Sciences  
ul. Radzikowskiego 152, 31-342 Kraków, Poland;  
Rzeszów University, ul. Rejtana 16A, 35-959 Rzeszów, Poland.

We discuss production of charm quarks and mesons as well as nonphoton electrons in  $pp$  scattering at RHIC. The distributions in rapidity and transverse momentum of charm and bottom quarks/antiquarks are calculated in the  $k_t$ -factorization approach. The hadronization of heavy quarks is done by means of phenomenological fragmentation functions. The semileptonic decay functions found by fitting semileptonic decay data measured by the CLEO and BABAR collaborations are used. Good description of the inclusive data at large transverse momenta of electrons is obtained and a missing strength at small transverse momenta of electrons is found.

Furthermore we discuss kinematical correlations between charged leptons from semileptonic decays of open charm/bottom, leptons produced in the Drell-Yan mechanism as well as some other mechanisms not included so far in the literature. When calculating the Drell-Yan processes we include transverse momenta of  $q$  and  $\bar{q}$ , using the Kwieciński parton distributions. Reactions initiated by purely QED  $\gamma^*\gamma^*$ -fusion in elastic and inelastic  $pp$  collisions as well as diffractive mechanism of exclusive  $c\bar{c}$  production are included. A good description of the dilepton invariant mass spectrum measured by the PHENIX collaboration is achieved. Predictions for the dilepton pair transverse momentum distribution as well as distribution in azimuthal angle between electron and positron are presented.

PACS numbers: 12.38.-t,12.38.Cy,14.65.Dw

## 1. Introduction

Some time ago the PHENIX and STAR collaborations have measured transverse momentum distribution of so-called nonphotonic electrons [1, 2].

---

\* Presented at *Strangeness in Quark Matter 2011*, Sept. 18-24, Cracow, Poland.

It is a common wisdom that the dominant contribution to the nonphotonic electrons/positrons comes from the semileptonic decays of charm and/or beauty mesons. Formally such processes can be divided into three subsequent stages. First  $c\bar{c}$  or  $b\bar{b}$  quarks are produced. The dominant mechanisms being gluon-gluon fusion and quark-antiquark annihilation close to the threshold. Next the heavy quarks/antiquarks fragment into heavy charmed mesons  $D, D^*$  or  $B, B^*$ . The vector  $D^*$  and  $B^*$  mesons decay strongly producing (pseudo)scalar  $D$  and  $B$  mesons. Finally the heavy pseudoscalar mesons decay semileptonically producing electrons/positrons.

The hadronization of heavy quarks is usually done with the help of phenomenological fragmentation functions. with parameters adjusted to the production of heavy mesons in  $e^+e^-$  or  $p\bar{p}$  collisions.

The last ingredient are semileptonic decays of heavy mesons. Only recently the CLEO [3] and BABAR [4] collaborations has measured precise spectra of electrons/positrons coming from the decays of  $D$  and  $B$  mesons. This is done by producing specific resonances:  $\Psi(3770)$  which decays into  $D$  and  $\bar{D}$  mesons (CLEO) and  $\Upsilon(4S)$  which decays into  $B$  and  $\bar{B}$  mesons (BABAR). In both cases the heavy mesons are almost at rest, so in practice one measures the meson rest frame distributions of electrons/positrons.

In this presentation the results have been obtained within the  $k_t$ -factorization approach. At rather low RHIC energies intermediate  $x$ -values become relevant. The Kwiecinski unintegrated gluon (parton) distributions seem the best suited in this context [8]. We shall use both Peterson [9] and so-called perturbative [10] fragmentation functions. The electron/positron decay functions fitted recently [12] to the recent CLEO and BABAR data will be used.

Recently the PHENIX collaboration has measured dilepton invariant mass spectrum from 0 to 8 GeV in  $pp$  collisions at  $\sqrt{s} = 200$  GeV [7]. Up to now, production of open charm and bottom was studied only in inclusive measurements of charmed mesons [5] and electrons [6] and only inclusive observables were calculated in pQCD approach [11, 12]. Such predictions give rather good description of the experimental data, however, the theoretical uncertainties are quite large.

Some time ago we have studied kinematical correlations of  $c\bar{c}$  quarks [14], which is, however, difficult to study experimentally. High luminosity and in a consequence better statistics at present colliders gives a new possibility to study not only inclusive distributions but also correlations between outgoing particles. Kinematical correlations constitute an alternative method to pin down the cross section for charm and bottom production.

Below I shall limit to presentation of results obtained in [12, 13]. The original presentation at the conference included also diffractive processes.

## 2. Formalism

Let us consider the reaction  $h_1 + h_2 \rightarrow Q + \bar{Q} + X$ , where  $Q$  and  $\bar{Q}$  are heavy quark and heavy antiquark, respectively.

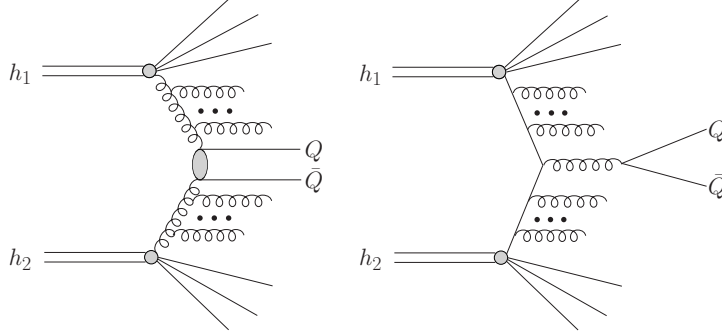


Fig. 1. Basic diagrams relevant for gluon-gluon fusion (left panel) and quark-antiquark annihilation (right panel) in our  $k_t$ -factorization approach.

In the  $k_t$ -factorization approach the multiply differential cross section reads:

$$\frac{d\sigma}{dy_1 dy_2 d^2 p_{1,t} d^2 p_{2,t}} = \sum_{i,j} \int \frac{d^2 \kappa_{1,t}}{\pi} \frac{d^2 \kappa_{2,t}}{\pi} \frac{1}{16\pi^2 (x_1 x_2 s)^2} |\overline{\mathcal{M}}_{ij}|^2 \delta^2(\vec{\kappa}_{1,t} + \vec{\kappa}_{2,t} - \vec{p}_{1,t} - \vec{p}_{2,t}) \mathcal{F}_i(x_1, \kappa_{1,t}^2) \mathcal{F}_j(x_2, \kappa_{2,t}^2), \quad (1)$$

where  $\mathcal{F}_i(x_1, \kappa_{1,t}^2)$  and  $\mathcal{F}_j(x_2, \kappa_{2,t}^2)$  are the so-called unintegrated gluon (parton) distributions. Leading-order matrix elements for off-shell gluons [15, 16, 17] were used. The two-dimensional Dirac delta function assures momentum conservation. The unintegrated parton distributions are evaluated at:

$$x_1 = \frac{m_{1,t}}{\sqrt{s}} \exp(y_1) + \frac{m_{2,t}}{\sqrt{s}} \exp(y_2), \quad x_2 = \frac{m_{1,t}}{\sqrt{s}} \exp(-y_1) + \frac{m_{2,t}}{\sqrt{s}} \exp(-y_2),$$

where  $m_{i,t} = \sqrt{p_{i,t}^2 + m_Q^2}$ .

Introducing new variables:  $\vec{Q}_t = \vec{\kappa}_{1,t} + \vec{\kappa}_{2,t}$ ,  $\vec{q}_t = \vec{\kappa}_{1,t} - \vec{\kappa}_{2,t}$  we can write:

$$\frac{d\sigma_{ij}}{dy_1 dy_2 d^2 p_{1,t} d^2 p_{2,t}} = \int d^2 q_t \frac{1}{4\pi^2} \frac{1}{16\pi^2 (x_1 x_2 s)^2} |\overline{\mathcal{M}}_{ij}|^2 \mathcal{F}_i(x_1, \kappa_{1,t}^2) \mathcal{F}_j(x_2, \kappa_{2,t}^2). \quad (2)$$

This formula is very useful to study correlations between the produced heavy quark  $Q$  and heavy antiquark  $\bar{Q}$  [14].

At the Tevatron and LHC energies the contribution of the  $gg \rightarrow Q\bar{Q}$  subprocess is more than one order of magnitude larger than its counterpart for the  $q\bar{q} \rightarrow Q\bar{Q}$  subprocess. At RHIC energy the relative contribution of the  $q\bar{q}$  annihilation is somewhat bigger. Therefore in the following we shall take into account not only gluon-gluon fusion process but also the quark-antiquark annihilation mechanism.

The production of electrons/positrons is a multi-step process. The whole procedure of electron/positron production can be written in the following schematic way:

$$\frac{d\sigma^e}{dyd^2p} = \frac{d\sigma^Q}{dyd^2p} \otimes D_{Q \rightarrow D} \otimes f_{D \rightarrow e}, \quad (3)$$

where the symbol  $\otimes$  denotes a generic convolution. The first term responsible for production of heavy quarks/antiquarks. Next step is the process of formation of heavy mesons. We follow a phenomenological approach and take e.g. Peterson [9] and Braaten et al. [10] fragmentation functions with parameters from the literature [18]. The electron decay function accounts for the proper branching fractions.

The inclusive distributions of hadrons can be obtained through a convolution of inclusive distributions of heavy quarks/antiquarks and  $Q \rightarrow h$  fragmentation functions:

$$\frac{d\sigma(y_1, p_{1t}^H, y_2, p_{2t}^H, \phi)}{dy_1 dp_{1t}^H dy_2 dp_{2t}^H d\phi} \approx \int \frac{D_{Q \rightarrow H}(z_1)}{z_1} \cdot \frac{D_{\bar{Q} \rightarrow \bar{H}}(z_2)}{z_2} \cdot \frac{d\sigma(y_1, p_{1t}^Q, y_2, p_{2t}^Q, \phi)}{dy_1 dp_{1t}^Q dy_2 dp_{2t}^Q d\phi} dz_1 dz_2, \quad (4)$$

where:  $p_{1t}^Q = \frac{p_{1t}^H}{z_1}$ ,  $p_{2t}^Q = \frac{p_{2t}^H}{z_2}$ , where meson longitudinal fractions  $z_1, z_2 \in (0, 1)$ .

We use decay functions fitted recently [12] to the CLEO and BABAR data. In our approach the electrons (positrons) are generated isotropically in the heavy meson rest frame.

### 3. Results

#### 3.1. Single electron spectra

Before we start presenting our results for the spectra let us focus for a moment on the decay functions discussed shortly above. In Fig.2 we show our fit [12] to the CLEO and BABAR data. The good quality fit of the data will allow us to obtain reliable predictions for electron/positron single particle spectra.

Now we shall concentrate on transverse momentum distribution of electrons/positrons measured recently by the STAR and PHENIX collaborations at RHIC [1, 2]. In Fig.3, as an example we show results obtained

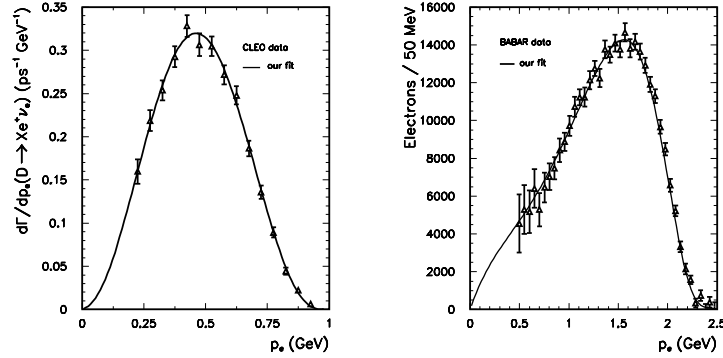


Fig. 2. Our fit to the CLEO [3] and BABAR [4] data.

with the Kwieciński UPDFs [8]. In Ref.[12] we have discussed in addition other UGDFs. Uncertainties due to different combinations of factorization and renormalization scales as well as due to different choices fragmentation functions are shown in Fig.4 In these calculations we have included both gluon-gluon fusion as well as quark-antiquark annihilation. In the last case we use matrix elements with on-shell formula but for off-shell kinematics (the discussion of this point can be found in our earlier paper [14]). In Ref.[12] we have discussed also uncertainties due to the choice of quark masses.

Study of nonphotonic  $e^\pm$  and hadron correlations allows to "extract" a fractional contribution of the bottom mesons  $B/(D + B)$  as a function of electron/positron transverse momentum [19]. Recently the STAR collaboration has extended the measurement of the relative  $B$  contribution to electron/positron transverse momenta  $\sim 10$  GeV [20]. In Fig.5 (Kwieciński UPDFs) shown are results for different scales and different fragmentation functions. There is a strong dependence on the factorization and renormalization scale in the case of the Kwieciński unintegrated gluon/parton distributions. A slightly better agreement is obtained with the Peterson fragmentation functions.

### 3.2. Electron-positron correlations

When calculating correlation observables we have included also processes shown in Fig.6 and Fig.7. The photon-photon induced processes were first included in Ref. [13]. The central exclusive diffractive process shown in Fig.7 was first proposed in Ref.[22].

In Fig.8 we show  $e^+e^-$  invariant mass distributions calculated with the

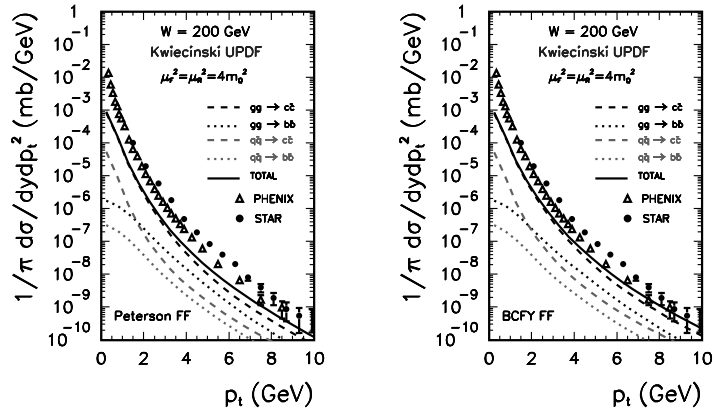


Fig. 3. Transverse momentum distribution of electrons/positrons obtained with the Kwieciński UPDFs. Different combinations of factorization and renormalization scales are used. We show separately contributions of the gluon-gluon fusion (black) and quark-antiquark annihilation (grey). On the left side results with the Peterson fragmentation functions and on the right side with BCFY fragmentation functions.

Kwiecinski (left) and KMR (right) UGDFs. One can clearly see that both the Kwiecinski and KMR [21] UGDFs give fairly good description of the data for  $M_{e^+e^-} > 3$  GeV. At small invariant masses the Kwiecinski UGDF underestimates the PHENIX data and the KMR UGDF starts to overestimate the data points below  $M_{e^+e^-} = 2$  GeV.

In Fig.9 we show uncertainties related to the contribution of semileptonic decays. Complementary the left panel presents uncertainties due to the factorization scale variation as described in the figure caption. The right panel shows uncertainties due to the modification of the heavy quark masses.

If the detector can measure both transverse momenta of electron/positron and their directions, one can construct a distribution in transverse momentum of the dielectron pair:  $\vec{p}_{t,sum} = \vec{p}_{1t} + \vec{p}_{2t}$ . Our predictions including the semileptonic decays and Drell-Yan processes are shown in the left panel of Fig.10. Both processes give rather similar distributions. To our knowledge the distributions of this type were never measured experimentally. The distribution in  $p_{t,sum}$  is not only a consequence of gluon transverse momenta but involves also fragmentation process and semileptonic decays. With good azimuthal granulation of detectors one could also construct distribution in azimuthal angle between electron and positron. Corresponding

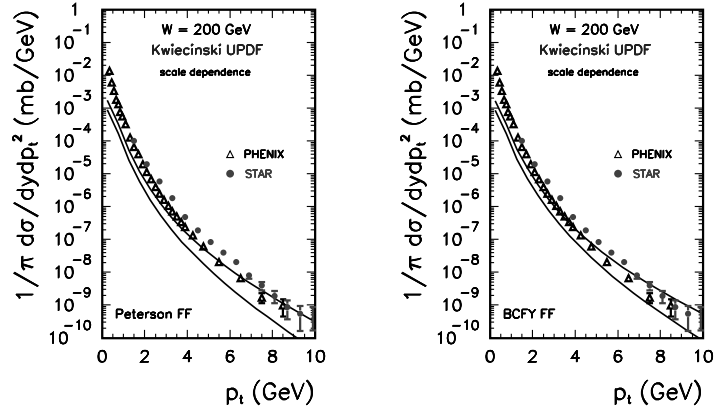


Fig. 4. Factorization and renormalization uncertainty band of our  $k_t$ -factorization calculation with unintegrated Kwieciński gluon, quark and antiquark distributions for the Peterson fragmentation function (left panel) and BCFY fragmentation function (right panel). The open triangles represent the PHENIX collaboration data and the solid circles the STAR collaboration data.

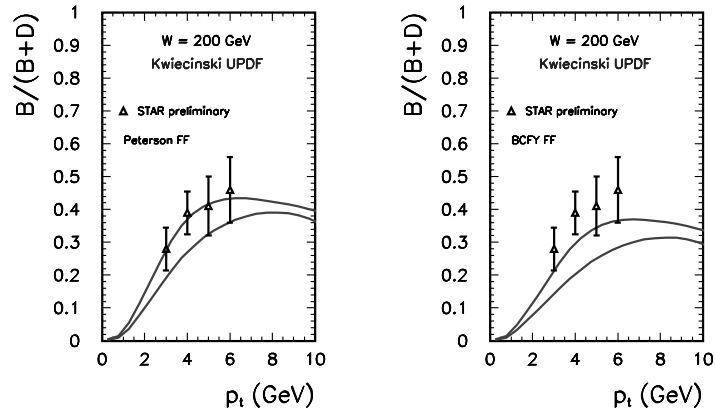


Fig. 5. The fraction of the B decays for the Kwieciński UPDFs. The uncertainty band due to the choice of the scales is shown for the Peterson (left) and Braaten et al. (right) fragmentation functions. Both gluon-gluon fusion as well as quark-antiquark annihilation are included in this calculation.

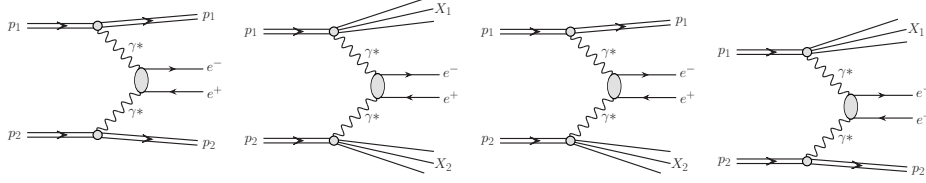


Fig. 6. Diagrammatic representation of processes initiated by photon-photon subprocesses: double-elastic, double-inelastic, inelastic-elastic and elastic-inelastic.

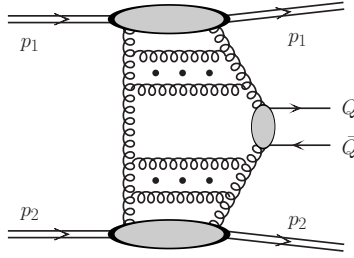


Fig. 7. The mechanism of exclusive double-diffractive production of open charm.

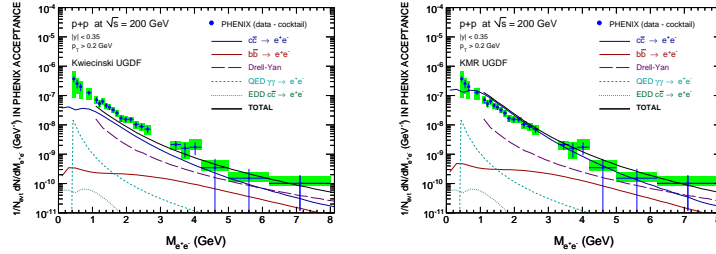


Fig. 8. Dielectron invariant mass distribution for  $pp$  collisions at  $\sqrt{s} = 200$  GeV for the Kwieciński (left) and KMR (right) UGDFs. Different contributions are shown separately: semileptonic decay of charm by the blue solid line, semileptonic decay of bottom by the red solid line, Drell-Yan mechanism by the long dashed line, gamma-gamma processes by the blue dashed line and the central diffractive contribution by the green dotted line. In this calculation we have included azimuthal angle acceptance of the PHENIX detector [7].

predictions are shown in the right panel of Fig.10. One can see an interesting dependence on the invariant mass of the dielectron pair – the smaller the invariant mass the larger the decorrelation in azimuthal angle.



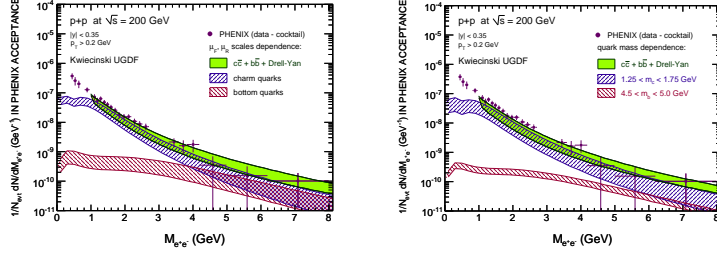


Fig. 9. The uncertainties of theoretical calculations. The left panel shows the factorization scale uncertainties, the lower curve corresponds to  $\mu_F^2, \mu_R^2 = m_{1,t}^2 + m_{2,t}^2$  and the upper curve to  $\mu_R^2 = k_t^2, \mu_F^2 = 4m_Q^2$ , where  $k_t$  is gluon transverse momentum. The right panel shows the quark mass uncertainties as indicated in the figure.

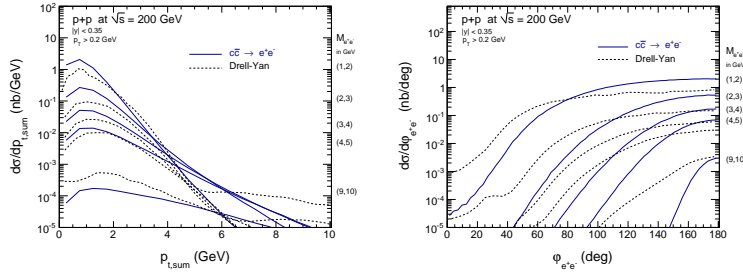


Fig. 10. Distribution in transverse momentum of the dielectron pair (left) and in azimuthal angle between electron and positron (right) for semileptonic decays (solid line) and Drell-Yan processes (dashed line). Here Kwieciński UGDF and Peterson fragmentation function were used.

## 4. Conclusions

We have calculated inclusive spectra of nonphotonic electrons/positrons for RHIC energy in the framework of the  $k_t$ -factorization. We have concentrated on the dominant gluon-gluon fusion mechanism and used unintegrated gluon distribution functions from the literature. Special emphasis was devoted to the Kwieciński unintegrated gluon (parton) distributions. In this formalism, using unintegrated quark and antiquark distributions, one can calculate in addition the quark-antiquark annihilation process including transverse momenta of initial quarks/antiquarks.

When calculating spectra of charmed ( $D, D^*$ ) and bottom ( $B, B^*$ )

mesons we have used Peterson and Braaten et al. fragmentation functions. We have used recent fits to the CLEO and BABAR collaborations data for decay functions of heavy mesons.

Our results have been confronted with experimental data measured recently by the PHENIX and STAR collaborations at RHIC. A reasonable description of the data at large transverse momenta of electrons/positrons have been achieved. We have discussed uncertainties related to the choice of the factorization and renormalization scales and those related to the fragmentation process. Although the uncertainty bands are rather large, there is a missing strength at lower electron/positron transverse momenta.

We have discussed also correlations of charmed mesons and dielectrons at the energy of recent RHIC experiments. We have calculated the spectra in dielectron invariant mass, in azimuthal angle between electron and positron as well as for the distribution in transverse momentum of the pair. The uncertainties due to the choice of UGDFs, choice of the factorization and renormalization scales, have been discussed. We have obtained good description of the dielectron invariant mass distribution measured recently by the PHENIX collaboration at RHIC.

At RHIC the contribution of electrons from Drell-Yan processes is only slightly smaller than that from the semileptonic decays. The distributions in azimuthal angle between electron and positron and in the transverse momentum of the dielectron pair from both processes are rather similar. It was found that the distribution in azimuthal angle strongly depends on dielectron invariant mass.

We have also included exclusive central-diffractive contribution discussed recently in the literature. At the rather low RHIC energy it gives, however, a very small contribution to the cross section and can be safely ignored.

The QED double-elastic, double-inelastic, elastic-inelastic and inelastic-elastic processes give individually rather small contribution but when added together are not negligible especially at low dielectron invariant masses where some strength is missing.

## REFERENCES

- [1] J. Adams et al.(STAR collaboration), Phys. Rev. Lett. **94** (2005) 062301; B.I. Abelev et al.(STAR collaboration), Phys. Rev. Lett. **98** (2007) 192301.
- [2] A. Adare et al.(PHENIX collaboration), Phys. Rev. Lett. **97** (2006) 252002, arXiv:hep-ex/0609010.
- [3] N.E. Adam, et al. (CLEO collaboration), Phys. Rev. Lett. **97** (2006) 251801, hep-ex/0604044.

- [4] B. Aubert, et al. (BABAR collaboration), Phys. Rev. **D69** (2004) 111104(R).
- [5] D. Acosta et al. (CDF II collaboration), Phys. Rev. Lett. **91** (2003) 241804.
- [6] A. Adare et al. (PHENIX collaboration), Phys. Rev. Lett. **97** (2006) 252002.
- [7] A. Adare et al. (PHENIX collaboration), Phys. Lett. **B670**, 313 (2009).
- [8] J. Kwieciński, Acta Phys. Polon. **B33** (2002) 1809. A. Gawron and J. Kwieciński, Acta Phys. Polon. **B34** (2003) 133. A. Gawron, J. Kwieciński and W. Broniowski, Phys. Rev. **D68** (2003) 054001.
- [9] C. Peterson, D. Schlatter, I. Schmitt, P.M. Zerwas, Phys. Rev. **D27** (1983) 105.
- [10] E. Braaten, K. Cheung, S. Fleming and T.C. Yuan, Phys. Rev. **D51** (1995) 4819.
- [11] M. Cacciari, P. Nason and R. Vogt, Phys. Rev. Lett. **95** (2005) 122001.
- [12] M. Luszczak, R. Maciula and A. Szczurek, Phys. Rev. **D79** (2009) 034009.
- [13] R. Maciula, A. Szczurek and G. Ślipek, Phys. Rev. **D83** (2011) 054014.
- [14] M. Luszczak and A. Szczurek, Phys. Rev. **D73** (2006) 054028.
- [15] S. Catani, M. Ciafaloni and F. Hautmann, Nucl. Phys. **366** (1991) 135.
- [16] J.C. Collins and R.K. Ellis, Nucl. Phys. **B360** (1991) 3.
- [17] R.D. Ball and R.K. Ellis, J.H.E.P. **0105** (2001) 053.
- [18] C. Amsler et al.[Partilce Data Group], Phys. Lett. **B667** (2008) 1.
- [19] X. Lin (STAR Collaboration), Jour. Phys. **G34** (2007) S821;  
A.G. Knospe, proceeding of the CHARM 2007 workshop, Ithaca, August 5-8, 2007;  
X. Lin, a talk at the international conference Quark Matter 2008, Jaipur, India, February 4-10, 2009.
- [20] A. Mischke et al. (STAR collaboration), J. Phys. **G** in press, arXiv:0804.4601;  
X. Lin et al. (STAR collaboration), J. Phys. **G34** (2007) S821.
- [21] M.A. Kimber, A.D. Martin and M. G. Ryskin, Eur. Phys. J. **C12**, 655 (2000)  
M.A. Kimber, A.D. Martin and M. G. Ryskin, Phys. Rev. **D63** (2001) 114027-1.
- [22] R. Maciula, R. Pasechnik and A. Szczurek, Phys. Lett. B **685**, 165 (2010);