

When is a set of LMIs a sufficient condition for stability?

Amir Ali Ahmadi, Raphaël M. Jungers, Pablo A. Parrilo,
and Mardavij Roozbehani*

November 20, 2018

Abstract

We study stability criteria for discrete time switching systems. We investigate the structure of sets of LMIs that are a sufficient condition for stability (i.e., such that any switching system which satisfies these LMIs is stable). We provide an exact characterization of these sets. As a corollary, we show that it is PSPACE-complete to recognize whether a particular set of LMIs implies the stability of a switching system.

1 Introduction

In many practical engineering situations, the dynamical behaviour of the system at stake can be modeled as a switching system like the one represented in Equation (1):

$$x_{k+1} = A_{\sigma(k)}x_k, \quad (1)$$

where $\Sigma := \{A_1, \dots, A_m\}$ is a set of matrices, and the function

$$\sigma(\cdot) : \mathbb{N} \rightarrow \{1, \dots, m\}$$

is called the *switching signal*. As a few examples, applications ranging from Viral Disease Treatment optimization ([10]) to Multi-hop networks control ([22]), or trackability of autonomous agents in sensor networks ([5]) have been modeled with switching systems.

*A. A., P. P., and M. R. are with the Laboratory for Information and Decision Systems, Massachusetts Institute of Technology. R. J. is with the F.R.S.-FNRS and with the ICTEAM Institute, Université catholique de Louvain, Belgium. Email: {a_a_a, parrilo, mardavij}@mit.edu, raphael.jungers@uclouvain.be.

One of the central problems in the study of switching systems is their stability: do all the trajectories $x(t)$ tend to zero when $t \rightarrow \infty$, whatever switching law $\sigma(k)$ occurs? The answer is given by the *joint spectral radius* of the set Σ which is defined as

$$\rho(\Sigma) = \lim_{k \rightarrow \infty} \max_{\sigma \in \{1, \dots, m\}^k} \|A_{\sigma_k} \dots A_{\sigma_2} A_{\sigma_1}\|^{1/k}. \quad (2)$$

This quantity is independent of the norm used in (2), and is smaller than one if and only if the system is stable. See [12] for a recent survey on the topic. Even though it is known to be very hard to compute, in recent years much effort has been devoted to approximating this quantity, because of its importance in applications. One of the most successful families of techniques to approximate it makes use of convex optimization methods, like Sum-Of-Squares, or Semidefinite Programming ([11, 4, 1, 21, 6, 16, 8, 18, 20]). Other methods have been proposed to tackle the stability problem (e.g. variational methods ([17]), or iterative methods ([9])), but a great advantage of the former methods is that they offer a simple criterion that can be checked with the help of the powerful tools available for solving convex programs, and they often come with a guaranteed accuracy.

As an example, the following simple set of LMIs is probably the first one that has been proposed in the literature in order to solve the problem:

$$\begin{aligned} A_i^T P A_i &< P \quad i = 1, \dots, m. \\ P &> 0. \end{aligned} \quad (3)$$

It appears that if these equations have a solution P , then the function $x^T P x$ is a common quadratic Lyapunov function, meaning that this function decreases, whatever switching signal occurs. This proves the following folklore theorem:

Theorem 1. *If a set of matrices $\Sigma := \{A_1, \dots, A_m\}$ is such that the Equations (3) have a solution P , then this set is stable.*

Starting with the LMIs (3), many researchers have provided other methods, based on semidefinite programming, for proving the stability of a switching system. In all these methods, the stability criterion consists in verifying a set of *Lyapunov Inequalities*, which we now describe. The different methods amount to write a set of equations, which are parameterized by the values of the entries of the matrices in Σ . If these equations have a solution, then it implies that the set Σ is stable.

Definition 1. *We call a Lyapunov function any continuous, positive, and homogeneous function $V(x) : \mathbb{R}^n \rightarrow \mathbb{R}$.*

Definition 2. *Given a switching system of the shape (1), a Lyapunov Inequality is a quantified inequality of the shape:*

$$\forall x \in \mathbb{R}^n, V_i(Ax) \leq V_j(x), \quad (4)$$

where the functions V_i, V_j are Lyapunov functions, and A is a particular product of matrices in Σ .

For instance, the relations (3) represent a Lyapunov inequality, because of the well known property

$$P \succeq 0 \quad \Leftrightarrow \quad \forall x, x^T P x \geq 0.$$

They represent the fact that the ellipsoid corresponding to the matrix P is mapped into itself. We call such Lyapunov inequalities with SDP matrices and semidefinite inequalities *ellipsoidal Lyapunov inequalities*.

Remark 1. *It is important to note that the utility of such LMIs goes further than the simple stability criterion: by applying them to the scaled set of matrices*

$$\Sigma/\gamma = \{A/\gamma : A \in \Sigma\}, \quad (5)$$

one can actually derive an upper bound γ^* on the joint spectral radius, thanks to the homogeneity of the Definition (2): Take γ^* the minimum γ such that the scaled set (5) is stable.

This allows to provide an estimate of the quality of performance of a particular set of LMIs, as the maximal real number r such that for any set of matrices

$$r\gamma^* \leq \rho \leq \gamma^*.$$

In particular, it is known ([3]) that the estimate γ^* obtained with the set of Equations 3 satisfies

$$\frac{1}{\sqrt{n}}\gamma^* \leq \rho(\Sigma) \leq \gamma^*, \quad (6)$$

where n is the dimension of the matrices. The reason for which more LMI criteria have been introduced in the literature cited above is that for some other sets of LMIs, one can prove that the value r is larger than $\frac{1}{\sqrt{n}}$.

In the recent paper [2], the authors have presented a framework in which all these methods find a common natural generalization. The idea is that a set of Lyapunov inequalities describes a set of switching signals for which the trajectory remains stable. Thus, a valid set of LMIs must cover all the possible switching signals, and provide a valid stability proof for all of these signals. One contribution of [2] is to provide a way to represent a set of

LMIs with a directed labeled graph which represents all the stable switching signals (as implied by the LMIs). Thus, one just has to check that all the possible switching signals are represented in the graph, in order to decide whether the corresponding set of LMIs is a sufficient condition for stability. We now formally describe the construction and the result:

In the following, Σ can represent a set of matrices or the alphabet corresponding to this set of matrices. Also, for any alphabet Σ , we note Σ^* (resp. Σ^t) the set of all words on this alphabet (resp. the set of words of length t). Finally, for a word $w \in \Sigma^t$, we note A_w the product corresponding to $w : A_{w_1} \dots A_{w_t}$.

We represent a set of Lyapunov inequalities on a directed labeled graph $G(N, E)$. Each node of this graph corresponds to a Lyapunov function V_i , and each edge is labeled by a finite product of matrices, i.e., by a word from the set Σ^* .

As illustrated in Figure 1, for any word $A_w \in \Sigma^*$, and any Lyapunov inequality of the shape

$$V_j(A_w x) \leq V_i(x) \quad \forall x \in \mathbb{R}^n, \quad (7)$$

we add an arc going from node i to node j labeled with the word \bar{w} (the *mirror* \bar{w} of a word w is the word obtained by reading w starting from the end). So, there are as many nodes in the graph as there are different functions V_i , and as many arcs as there are inequalities.

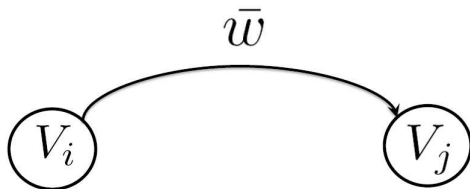


Figure 1: Graphical representation of Lyapunov inequalities. The graph above corresponds to the Lyapunov inequality $V_j(A_w x) \leq V_i(x)$. Here, A_w can be a single matrix from Σ or a finite product of matrices from Σ .

The reason for this construction is that there is a direct way of checking on G whether the set of Lyapunov inequalities implies the stability. Before to present it, we need a last definition:

Definition 3. *Given a directed graph $G(N, E)$ whose arcs are labeled with words from the set Σ^* , we say that the graph is path-complete, if for any finite word $w_1 \dots w_k$ of any length k (i.e., for all words in Σ^*), there is a*

directed path in G such that the word obtained by concatenating the labels of the edges on this path contains the word $w_1 \dots w_k$ as a subword.

We are now able to state the criterion for validity of a set of LMIs:

Theorem 2. ([2]) Consider a set of Lyapunov inequalities with m different labels, and its corresponding graph $G(V, E)$. If G is path-complete, then, the Lyapunov inequalities are a valid criterion for stability, i.e., for any finite set of matrices $\Sigma = \{A_1, \dots, A_m\}$ which satisfies these inequalities, the corresponding switching system (1) is stable.

Example 1. The graph represented in Figure 2 is path-complete: one can check that every word can be read on this graph. As a consequence, the set of Equations (8) is a valid condition for stability.

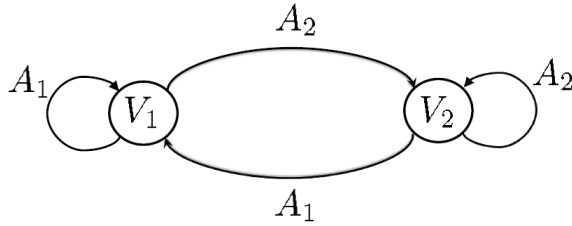


Figure 2: A graph corresponding to the LMIs in Equation (8). The graph is path-complete, and as a consequence any switching system that satisfies these LMIs is stable.

$$\begin{aligned}
 A_1^T P_1 A_1 &< P_1 \\
 A_1^T P_2 A_1 &< P_2 \\
 A_2^T P_2 A_2 &< P_1 \\
 A_2^T P_1 A_2 &< P_2 \\
 P_1, P_2 &> 0.
 \end{aligned} \tag{8}$$

In this paper, we investigate the converse direction of Theorem 2, and answer the question “Are there other sets of LMIs, which do not correspond to path-complete graphs, but are sufficient conditions for stability?” We provide a negative answer to this question. Thus, we characterize the sets of LMIs that are a sufficient condition for stability. Of course, by Remark 1 above, we not only characterize the Lyapunov inequalities that allow to prove stability, but we also characterize the valid LMIs which allow to approximate the joint spectral radius. Another motivation for studying LMI criteria for stability is that it appeared recently that much more quantities that are relevant for the

asymptotic behaviour of switching systems can also be approximated thanks to LMIs. This is the case for instance of the Lyapunov exponent ([19]), the p-radius ([14]),...

Thus, we need to show that for any non-path-complete graph, there exists a set of matrices which is not stable, but yet satisfies the corresponding equations. This is not an easy task a priori, because we need to implicitly construct a counterexample, without knowing the graph, but just with the information that it is not path-complete. Moreover, we not only have to construct the unstable set of matrices which is a counterexample, but we need to implicitly build the solution $\{P_i\}$ to the Lyapunov inequalities, in order to show that the set satisfies the Lyapunov inequalities.

We split the proof in two steps: we first study a particular case of non-path-complete graphs: For these graphs there are only two different characters (i.e. two different matrices in the set); there is only one node; and $2^l - 1$ self loops, each one with a different word of length l (l is arbitrary). The proof is simpler for this particular case, and we feel it gives a fair intuition on the reasoning.

The rest of the paper is as follows: in Section 2 we first present the basic construction which lies at the core of our proofs, and then we present the proof for the particular case. In Section 3 we prove our result in its full generality. We then show that it implies that recognizing if a set of LMIs is a valid criterion for stability is PSPACE-complete. In Section 4 we conclude and point out some possible further work.

2 Proof of a particular case

2.1 The construction

We restrict ourselves to sets of two matrices for the sake of clarity and conciseness. Recall that we want to prove that if a graph is not path-complete, it is not a valid criterion for stability, meaning that there must exist a set of matrices that satisfies the corresponding Lyapunov inequalities, but yet, is not stable. Our goal in this subsection is to describe a simple construction that will allow us to build such a set of matrices in our main theorems. If a graph is not path-complete, there is a certain word w which cannot be read on the graph. Let us fix $n = |w| + 1$, i.e., n is the length of this word plus one (n will be the dimension of our matrices). We propose a simple construction of a set of matrices such that all long products which are not zero must contain the product A_w .

Definition 4. *Given a word $w \in \{1, 2\}^*$, we call Σ_w the set of $\{0, 1\}$ -matrices*

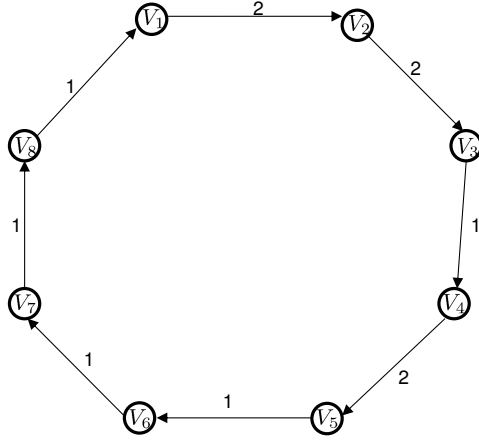


Figure 3: Graphical representation of the construction of the set of matrices $\Sigma_{2212111}$: the edges with label 1 represent the matrix A_1 (i.e. A_1 is the adjacency matrix of the subgraph with edges labeled with a “1”), and the edges with label 2 represent the matrix A_2 .

$\{A_1, A_2\}$ such that the (i, j) entry of A_l is equal to one if and only if

- $j = i + 1 \pmod n$, and $w_i = l$, for $1 \leq i \leq n - 1$,
- or $(i, j) = (n, 1)$ and $l = 1$.

More clearly, Σ_w is the only set of binary matrices whose sum is the adjacency matrix of the cycle on n nodes, and such that for all $i \in [1 : n - 1]$, the i th edge of this cycle is in the graph corresponding to A_{w_i} , the last edge being in the graph corresponding to A_1 . Figure 3 provides a visual representation of the set Σ_w .

2.2 Proof of the particular case

We now prove a particular case of our main result: we restrict our attention to ellipsoidal Lyapunov inequalities, and to graphs with a single node with $2^l - 1$ self-loops labeled with words of length l . That is, the Lyapunov inequalities express the constraints that all but one of the products of length l leave a particular ellipsoid invariant. The corresponding graph is depicted in Figure 4, and the Lyapunov inequalities are of the shape (here we have taken $w =$

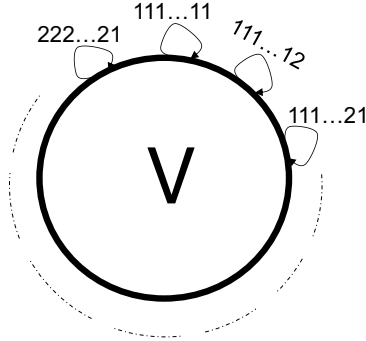


Figure 4: The graph corresponding to the particular case at stake in Subsection 2.2: a single node with $2^l - 1$ self loops labeled with words of length l . This graph is not path-complete because the self loop $22 \dots 2$ is missing.

$22 \dots 2$ as the missing word):

$$\begin{array}{rcl}
 (A_1 \dots A_1)^T P (A_1 \dots A_1) & \prec & P \\
 (A_1 \dots A_1 A_2)^T P (A_1 \dots A_1 A_2) & \prec & P \\
 & \dots & \dots \\
 (A_2 \dots A_2 A_1)^T P (A_2 \dots A_2 A_1) & \prec & P \\
 P & \succ & 0.
 \end{array} \tag{9}$$

We will make use of a well-known result from the seminal paper of [3]:

Theorem 3. ([3]) *Let $\Sigma \subset \mathbb{R}^{n \times n}$ be a set of matrices. If $\rho(\Sigma) < 1/\sqrt{n}$, then the matrices in Σ leave invariant a common ellipsoid; that is, Equations (3) have a solution.*

We also need the easy lemma characterizing the main property of our construction A_w .

Lemma 1. *Any nonzero product in Σ_w^{2n} contains A_w as a subproduct.*

Proof. Since the matrices have binary entries, a nonzero product corresponds to a path in the corresponding graph. A path of length more than n must contain a cycle, and there is only one cycle. Finally, a path of length $2n$ must contain a cycle starting at node 1, which corresponds to A_w .

□

We are now in position to prove the particular case:

Theorem 4. *Let w be a word of length l on 2 letters, and $\Sigma = \{1, 2\}^l \setminus \{w\}$ be the set of all words of length l except w . The graph with one node and $2^l - 1$ self-loops, whose labels are all the words in Σ is not a sufficient condition for stability. Indeed, the set Σ_w described above satisfies the corresponding LMIs, but is not stable.*

Proof. We consider the above construction Σ_w . It is obvious that $\rho(\Sigma_w) \geq 1$ (because $\rho(A_w A_1) = 1$; in fact $\rho(\Sigma_w) = 1$ but this is not relevant for the discussion here).

Thus, we have to show that all products in the set

$$\Sigma' = \{A_{x_1} \dots A_{x_l} : x \in \{1, \dots, m\}^l, x \neq w\}$$

share a common invariant ellipsoid. In order to do that, we will show that $\rho(\Sigma') = 0$. This fact together with Theorem 3 implies that the system (9) has a solution.

We **claim** that any nonzero product A of length $l = n - 1$ only has nonzero entries of the shape $(i, i - 1 \pmod{n})$:

$$A_{i,j} = 1 \rightarrow j = i - 1 \pmod{n}.$$

This is because any edge in the graph is of the shape $(v_i \rightarrow v_{i+1 \pmod{n}})$, so a path of length $n - 1$ must be of the shape $v_i \rightarrow v_{i+n-1 \pmod{n}}$. Also, by construction of Σ_w , the only product A of length l such that $A_{1,n} = 1$ is A_w .

Now, suppose by contradiction that there exists a long nonzero product of matrices in $\Sigma' : A_{y_1} \dots A_{y_T} \neq 0, A_{y_i} \in \Sigma'$. Any nonzero entry in this matrix corresponds to a path of length lT of the shape $v_{i_1} \rightarrow v_{i_1-1} \rightarrow \dots \rightarrow v_{i_1-T}$ (where an arrow represents a jump of length l corresponding to a multiplication by a matrix in Σ'). Since we suppose that there are arbitrarily long products, it means that for some $j, v_{i_j} = v_1$ and $v_{i_{j+1}} = v_n$, so that A_w must be in Σ' , a contradiction.

□

3 The main result

3.1 The proof

Let us now consider a general non-path-complete graph, and prove that some sets of matrices satisfy the corresponding equations, but fail to have JSR smaller than one. We will start by studying another family of Lyapunov functions. These functions are only defined on the positive orthant but, as

we will see, it is sufficient for nonnegative matrices. We note these functions V_p , where p is a positive vector which defines them entirely:

$$V_p(x) = \inf \{ \lambda : x/\lambda \leq p \}, \quad (10)$$

where the inequality is entrywise. This quantity is a valid norm for nonnegative vectors, and geometrically, its unit ball is simply the set $\{x = p - y : y \geq 0\}$. We call this family of Lyapunov functions *Entrywise-comparison Lyapunov functions*. The following lemma provides an easy way to express the stability equations for this family of homogeneous functions, when dealing with nonnegative matrices: it allows to write the Lyapunov inequalities in terms of a Linear Program.

Lemma 2. *Let $p, p' \in \mathbb{R}_{++}^n$ be positive vectors, and $A \in \mathbb{R}_+^{n \times n}$. Then, we have*

$$\forall x \in \mathbb{R}_+^n, V_p(Ax) \leq V_{p'}(x) \iff Ap' \leq p, \quad (11)$$

where the vector inequalities are to be understood componentwise.

Proof. \Rightarrow : Taking $x = p'$ in the left-hand side of (11), and taking into account that $V_{p'}(p') = 1$, we obtain that $V_p(Ap') \leq 1$, and then

$$Ap' \leq p.$$

\Leftarrow : First, remark that for any pair of nonnegative vectors $y, z \in \mathbb{R}_+^n$ and any nonnegative matrix $A \in \mathbb{R}_+^{n \times n}$, $y \leq z$ implies $Ay \leq Az$. Now, take any vector $x \in \mathbb{R}_+^n$, and denote $\gamma = V_{p'}(x)$. We have

$$x/\gamma \leq p' \quad (12)$$

$$Ax/\gamma \leq Ap' \quad (13)$$

$$\leq p. \quad (14)$$

Thus,

$$V_p(Ax) = \inf \{ \lambda : Ax/\lambda \leq p \} \leq \gamma.$$

□

We can now present our main result.

Theorem 5. *A set of Entrywise-comparison Lyapunov inequalities (like defined in (10)) is a sufficient condition for stability if and only if the corresponding graph is path-complete.*

Proof. The if part is exactly Theorem 2. We now prove the converse: for any non-path-complete graph, we constructively provide a set of matrices that satisfies the corresponding Lyapunov inequalities (with Entrywise-comparison Lyapunov functions), but which is not stable.

The counterexample For a given graph G which is not path-complete, there is a word w that cannot be read as a subword of a sequence of labels on a path in this graph. We reiterate the construction $\Sigma_{\bar{w}}$ above with the particular word \bar{w} . We show below that the set of equations corresponding to G admits a solution for $\Sigma_{\bar{w}}$ within the family of Entrywise-comparison Lyapunov functions.

Explicit solution of the Lyapunov inequalities We have to construct a vector p_i defining a norm for each node of the graph G . In order to do this, we construct an *auxiliary graph* G' from the graph G . The set of nodes of G' are the couples (i, l) (N is the number of nodes in G and n is the dimension of the matrices in $\Sigma_{\bar{w}}$):

$$V' = \{(i, l) : 1 \leq i \leq N, 1 \leq l \leq n\}$$

(that is, each node represents a particular entry of a particular Lyapunov function p_i). There is an edge in E' from (i, l) to (j, l') if and only if

1. there is a matrix $A_k \in \Sigma_{\bar{w}}$ such that

$$(A_k)_{l', l} = 1, \tag{15}$$

2. there is an edge from i to j in G with label A_k .

We give the label A_k to this edge in G' .

We **claim** that if G is not path-complete, G' is acyclic. Indeed, on the one hand, by (15), a cycle $(i, l) \rightarrow \dots \rightarrow (i, l)$ in G' implies the existence of a product of matrices in $\Sigma_{\bar{w}}$ such that $A_{l, l} = 1$. We can then build from the right to the left a nonzero product of length $2n$ by following this cycle (several times, if needed). By Lemma 1, this implies that one can follow a path in G' of the shape

$$(i_i, l_1), \dots, (i_{n-1}, l_{n-1}),$$

such that the sequence of labels is $\bar{w} = w$.

On the other hand, by item (2) in our construction of G' , any such path in G' corresponds to a path in G with the same sequence of labels, a contradiction.

Let us construct Σ_w and $G' = (V', E')$ as above. It is well known that the nodes of an acyclic graph admit a renumbering

$$s : V \rightarrow \mathbb{N} : v \rightarrow s(v)$$

such that there can be a path from v to v' only if $s(v) < s(v')$ (see [15]). We are now in position to define our nonnegative vectors v_i : we assign the l th entry of v_i to be equal to $s((i, l))$.

Proof that the construction is a valid solution. Let us now prove that for all edge $i \rightarrow j$ of $G = (V, E)$ with label A , $Av_i \leq v_j$ (where the inequality is entrywise). This, together with Lemma 2, proves that for all x , $V_{v_j}(Ax) \leq V_{v_i}(x)$.

Take any edge (i, j) in E with label A , and take an arbitrary index l' . Supposing $(Av_i)_{l'} \neq 0$, we have a particular index l such that

$$(Av_i)_{l'} = (v_i)_l \leq (v_j)_{l'}.$$

This is because $A_{l',l} = 1$, together with $(i, j) \in E$ implies that there is an edge $((i, l) \rightarrow (j, l')) \in E'$. Thus, $(v_i)_l < (v_j)_{l'}$, and the proof is complete.

□

We now provide an analogue of this result for Ellipsoidal Lyapunov functions.

Theorem 6. *A set of Lyapunov ellipsoidal equations is a sufficient condition for stability if and only if the corresponding graph is path-complete.*

Proof. The proof is to be found in the expanded version of this paper.

□

Example 2. *The graph represented in Figure 5 is not path-complete: one can easily check for instance that the word $A_1A_2A_1A_2\dots$ cannot be read as a subword of a path in the graph. As a consequence, the set of Equations (16) is not a valid condition for stability, even though it is very much similar to (8).*

As an example, one can check that the set of matrices

$$\Sigma = \left\{ \begin{pmatrix} -0.7 & 0.3 & 0.4 \\ 0.4 & 0 & 0.8 \\ -0.7 & 0.5 & 0.7 \end{pmatrix}, \begin{pmatrix} -0.3 & -0.95 & 0 \\ 0.4 & 0.5 & 0.8 \\ -0.6 & 0 & 0.2 \end{pmatrix} \right\}$$

make (16) feasible, even though this set is unstable. Indeed, $\rho(\Sigma) \geq \rho(A_1A_2A_1)^{1/3} = 1.01\dots$

$$\begin{aligned} A_1^T P_1 A_1 &\prec P_1 \\ A_2^T P_1 A_2 &\prec P_2 \\ A_2^T P_2 A_2 &\prec P_1 \\ A_1^T P_2 A_1 &\prec P_2 \\ P_1, P_2 &\succ 0. \end{aligned} \tag{16}$$

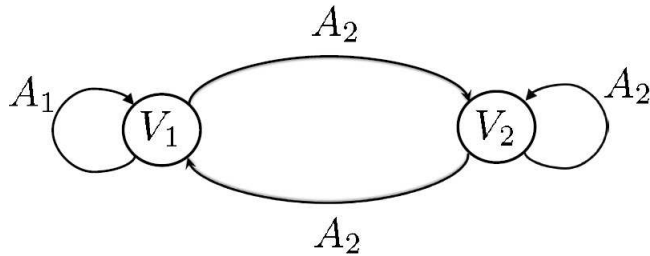


Figure 5: A graph corresponding to the LMIs in Equation (16). The graph is not path-complete: one can easily check for instance that the word $A_1A_2A_1A_2\dots$ cannot be read as a path in the graph.

3.2 PSPACE-completeness of the recognizability problem

Our results imply that it is PSPACE-complete to recognize sets of LMIs that are valid stability criteria, as we now show.

Theorem 7. *Given a set of ellipsoidal Lyapunov inequalities, or a set of Entrywise-comparison Lyapunov inequalities, it is PSPACE complete to decide whether they constitute a valid stability criterion.*

Proof. The proof is to be found in the expanded version of this paper.

□

4 Conclusion

We proved that the only sets of Lyapunov inequalities that imply stability are the ones that correspond to path-complete graphs *in the case of ellipsoidal, or Entrywise-comparison Lyapunov inequalities*. As explained above, our results are not only important for proving stability of switching systems, but also for the more general goal of approximating the joint spectral radius.

Our work leads to several interesting open questions: It is natural to wonder whether there are other families of Lyapunov functions such that Theorem 5 fails to be true. That is, are there families of Lyapunov functions such that the class of valid sets of Lyapunov inequalities is larger than the path-complete ones?

As an example, one might look to the *Complex Polytope Lyapunov functions* (see [9, 13] for a study of these Lyapunov functions). We haven't found such examples yet. Also, the techniques analyzed here seem to be generalizable to

other hybrid systems, or to the analysis of other joint spectral characteristics, like the joint spectral subradius, or the Lyapunov exponent. Finally, our PSPACE-completeness proof does not work for graphs with two different labels, i.e., for sets of two matrices, and the complexity of path-completeness recognizability is left open in that case.

5 Acknowledgements

We would like to thank Marie-Pierre Béal and Julien Cassaigne for helpful discussions on the recognizability problem.

References

- [1] A. A. Ahmadi. Non-monotonic Lyapunov functions for stability of non-linear and switched systems: theory and computation, 2008. Master's Thesis, Massachusetts Institute of Technology. Available from <http://dspace.mit.edu/handle/1721.1/44206>.
- [2] A. A. Ahmadi, R. M. Jungers, P. A. Parrilo, and M. Roozbehani. Analysis of the joint spectral radius via lyapunov functions on path-complete graphs. In *Hybrid Systems: Computation and Control (HSCC'11)*, Chicago, 2011.
- [3] T. Ando and M.-H. Shih. Simultaneous contractibility. *SIAM Journal on Matrix Analysis and Applications*, 19(2):487–498, 1998.
- [4] M. S. Branicky. Multiple Lyapunov functions and other analysis tools for switched and hybrid systems. *IEEE Transactions on Automatic Control*, 43(4):475–482, 1998.
- [5] V. Crespi, G. Cybenko, and G. Jiang. The theory of trackability with applications to sensor networks. *ACM Transactions on Sensor Networks*, 4(3):1–42, 2008.
- [6] J. Daafouz and J. Bernussou. Parameter dependent Lyapunov functions for discrete time systems with time varying parametric uncertainties. *Systems and Control Letters*, 43(5):355–359, 2001.
- [7] M. R. Garey and D. S. Johnson. *Computers and Intractability; A Guide to the Theory of NP-Completeness*. W. H. Freeman & Co., New York, NY, 1990.

- [8] R. Goebel, A. R. Teel, T. Hu, and Z. Lin. Conjugate convex Lyapunov functions for dual linear differential inclusions. *IEEE Transactions on Automatic Control*, 51(4):661–666, 2006.
- [9] N. Guglielmi and M. Zennaro. An algorithm for finding extremal polytope norms of matrix families. *Linear Algebra and its Applications*, 428:2265–2282, 2008.
- [10] E. Hernandez-Varga, R. Middleton, P. Colaneri, and F. Blanchini. Discrete-time control for switched positive systems with application to mitigating viral escape. *International Journal of Robust and Nonlinear Control*, 21:1093–1111, 2011.
- [11] M. Johansson and A. Rantzer. Computation of piecewise quadratic Lyapunov functions for hybrid systems. *IEEE Transactions on Automatic Control*, 43(4):555–559, 1998.
- [12] R. M. Jungers. The joint spectral radius, theory and applications. In *Lecture Notes in Control and Information Sciences*, volume 385. Springer-Verlag, Berlin, 2009.
- [13] R. M. Jungers and V. Yu. Protasov. Counterexamples to the CPE conjecture. *SIAM Journal on Matrix Analysis and Applications*, 31(2):404–409, 2009.
- [14] R. M. Jungers and V. Yu. Protasov. Fast methods for computing the p -radius of matrices. *SIAM Journal on Scientific Computing*, 33(3):1246–1266, 2011.
- [15] A. B. Kahn. Topological sorting of large networks. *Communications of the ACM*, 5:558–562, 1962.
- [16] J. W. Lee and G. E. Dullerud. Uniform stabilization of discrete-time switched and Markovian jump linear systems. *Automatica*, 42(2):205–218, 2006.
- [17] T. Monovich and M. Margaliot. Analysis of discrete-time linear switched systems: a variational approach. *SIAM Journal on Control and Optimization*, 49:808–829, 2011.
- [18] P. A. Parrilo and A. Jadbabaie. Approximation of the joint spectral radius using sum of squares. *Linear Algebra and its Applications*, 428(10):2385–2402, 2008.

- [19] V. Yu. Protasov and R. M. Jungers. Convex optimization methods for computing the lyapunov exponent of matrices. *Preprint*, 2011. Available online at http://perso.uclouvain.be/raphael.jungers/publis_dispo/protasov_jungers_lyap
- [20] V. Yu. Protasov, R. M. Jungers, and V. D. Blondel. Joint spectral characteristics of matrices: a conic programming approach. *SIAM Journal on Matrix Analysis and Applications*, 31(4):2146–2162, 2010.
- [21] M. Roozbehani, A. Megretski, E. Frazzoli, and E. Feron. Distributed Lyapunov functions in analysis of graph models of software. *Springer Lecture Notes in Computer Science*, 4981:443–456, 2008.
- [22] Gera Weiss, Alessandro D’Innocenzo, Rajeev Alur, Karl Henrik Johansson, and George J. Pappas. Robust stability of multi-hop control networks. In *CDC*, pages 2210–2215, 2009.

A Proof of Theorem 6

Proof. Again, the if part is exactly Theorem 2.

For the converse, we mimic the proof of Theorem 5, but we construct semidefinite matrices, and not anymore positive vectors, which satisfy the ellipsoidal Lyapunov inequalities.

Let us consider a non-path-complete graph $G(V, E)$, and the solution provided by Theorem 5 above: we have a set of matrices $\Sigma = \{A_1, A_2\}$, and nonnegative vectors p_1, p_2, \dots, p_m such that $\forall e = (i, j) \in E$ with label k ,

$$A_k v_i < v_j.$$

In fact, one can see in the proof of Theorem 5 that the vectors v_i and matrices A_k have a slightly stronger property: for any matrix A_k and any couple of indices (l, l') such that $(A_k)_{l', l} = 1$, we have (e_l is the l th vector of the standard basis):

$$A_k e_l = e_{l'}, \quad (17)$$

and, if moreover the edge (i, j) is in E ,

$$(A_k v_i)_{l'} = (v_i)_l < (v_j)_{l'}.$$

We are now in position to construct our solution: We take $\Sigma_{\bar{w}}^{Tr}$, i.e., the transposes of our initial set, as the set of matrices, and we define

$$P_i = \sum_l (v_i)_l e_l e_l^{Tr}, \quad 1 \leq i \leq m.$$

We claim that these semidefinite positive matrices are a solution to the Lyapunov inequalities (with ellipsoidal Lyapunov functions). Since $\Sigma_{\bar{w}}^{Tr}$ is not stable, this gives us the required counterexample.

Indeed, for any edge $e = (i, j) \in E$ from (17) it is straightforward that

$$A_k P_i A_k^{Tr} = A_k \left(\sum_l (v_i)_l e_l e_l^{Tr} \right) A_k^{Tr} \quad (18)$$

$$= \sum_l (v_i)_l (A_k e_l) (e_l A_k)^{Tr} \quad (19)$$

$$< \sum_{l'} (v_j)_{l'} e_{l'} e_{l'}^{Tr} \quad (20)$$

$$= P_j. \quad (21)$$

□

B Proof of Theorem 7

Proof.(sketch) In the **full language problem**, one is given a finite state automaton on a certain alphabet Σ , and it is asked whether the language it accepts is the language Σ^* of all the possible words. It is well known that the **full language problem** is PSPACE-complete ([7]). A labeled graph corresponds in a straightforward way to a finite state automaton. Our proof works by reduction from the **full language problem**. However, in order to reduce this problem to the question of recognizing whether a graph is path-complete, we must be able to transform the automaton into a new one for which all the states are starting and accepting.

We do this by adding a new fake character f in the alphabet, and connecting all accepting nodes to all starting nodes, with an edge labeled with f . Now, we make all the nodes starting and accepting, and we ask whether all the words in our new alphabet $\Sigma \cup \{f\}$ are accepted in our new automaton. That is, if the obtained graph is path-complete. One can check that if all words can be read on the graph, then in particular, it is the case of all words starting and ending with the character f . Since these words are exactly of the shape fwf , where w is accepted by the given automaton, our new automaton generates all the words on $\Sigma \cup \{f\}$ if and only if the initial one generated all the words on Σ .

In other words, the new graph is path-complete if and only if the initial automaton was accepting all the words on Σ^* .

□