

Timely Throughput of Heterogeneous Wireless Networks: Fundamental Limits and Algorithms

Sina Lashgari and A. Salman Avestimehr

Abstract

The proliferation of different wireless access technologies, together with the growing number of multi-radio wireless devices suggest that the opportunistic utilization of multiple connections at the users can be an effective solution to the phenomenal growth of traffic demand in wireless networks. In this paper we consider the downlink of a wireless network with N Access Points (AP's) and M clients, where each client is connected to several out-of-band AP's, and requests delay-sensitive traffic (e.g., real-time video). We adopt the framework of Hou, Borkar, and Kumar, and study the maximum total timely throughput of the network, denoted by C_{T^3} , which is the maximum average number of packets delivered successfully before their deadline. Solving this problem is challenging since even the number of different ways of assigning packets to the AP's is N^M . We overcome the challenge by proposing a deterministic relaxation of the problem, which converts the problem to a network with deterministic delays in each link. We show that the additive gap between the capacity of the relaxed problem, denoted by C_{det} , and C_{T^3} is bounded by $2\sqrt{N(C_{\text{det}} + \frac{N}{4})}$, which is asymptotically negligible compared to C_{det} , when the network is operating at high-throughput regime. In addition, our numerical results show that the actual gap between C_{T^3} and C_{det} is in most cases much less than the worst-case gap proven analytically. Moreover, using LP rounding methods we prove that the relaxed problem can be approximated within additive gap of N . We extend the analytical results to the case of time-varying channel states, real-time traffic, prioritized traffic, and optimal online policies. Finally, we generalize the model for deterministic relaxation to consider fading, rate adaptation, and multiple simultaneous transmissions.

Index Terms

Heterogeneous wireless networks, timely throughput, scheduling, real-time traffic, network capacity.

S. Lashgari and A. S. Avestimehr are with the School of Electrical and Computer Engineering, Cornell University, Ithaca, NY (email: sl2232@cornell.edu, avestimehr@ece.cornell.edu). The result was presented in part at IEEE ISIT 2012 [1]. The research of A. S. Avestimehr and S. Lashgari was supported in part by Intel, Cisco, and Verizon (via the Video Aware Wireless Networks (VAWN) Program), and the U.S. Air Force award FA9550-11-1-0064.

I. INTRODUCTION

Consumer demand for data services over wireless networks has increased dramatically in recent years, fueled both by the success of online video streaming and popularity of video-friendly mobile devices like smartphones and tablets. This confluence of trends is expected to continue and lead to several fold increase in traffic over wireless networks by 2015, the majority of which is expected to be video [2]. As a result, one of the most pressing challenges in wireless networks is to find effective ways to provide high volume of top quality video traffic to smartphone users.

With the evolution of wireless networks towards heterogeneous architectures, including wireless relays and femtocells, and growing number of smart devices that can connect to several wireless technologies (e.g. 3G and WiFi), it is promising that the opportunistic utilization of heterogeneous networks (where available) can be one of the key solutions to help cope with the phenomenal growth of video demand over wireless networks. This motivates two fundamental questions: first, how much is the ultimate capacity gain from opportunistic utilization of network heterogeneity for delay-sensitive traffic? and second, what are the optimal policies that exploit network heterogeneity for delivery of delay-sensitive traffic?

In this paper, we study these questions in the downlink of a heterogeneous wireless network with N Access Points (AP's) and M clients. We assume that each AP is using a distinct frequency band, and all AP's are connected to each other through a Backhaul Network (see Fig. 1(a)), with error free links, so that we can focus on the wireless aspect of the problem. We model the wireless channels as packet erasure channels.

We focus on real-time video streaming applications, such as video-on-demand, video conferencing, and IPTV, that require tight guarantees on timely delivery of the packets. In particular, the packets for such applications have strict-per-packet deadline; and if a packet is not delivered successfully by its deadline, it will not be useful anymore. As a result, we focus on the notion of *timely throughput*, proposed in [3], which measures the long-term average number of “successful deliveries” (i.e., the packets delivered before the deadline) for each client as an analytical metric for evaluating both throughput and QoS for delay-constrained flows.

In this framework, time is slotted and time-slots are grouped to form intervals of length τ . For each interval every client has packets to receive and the AP's have to decide on a scheduling

policy to deliver the packets. If a packet is not delivered by the end of that interval, it gets dropped by the AP's. Total timely throughput, T^3 , is defined as the long-term average number of successful deliveries in the network. Our objective is then to find the maximum achievable T^3 , which we denote by C_{T^3} , over all possible scheduling policies.

The challenge is that for each interval, even the number of different ways of assigning packets to AP's is N^M , which grows exponentially in the number of clients (M). For $N = 1$, [3] provides an efficient characterization of the timely throughput region. In fact, timely throughput region for $N = 1$ can be shown to be a scaled version of a polymatroid [12]. However, once we move beyond $N = 1$, the timely throughput region loses its polymatroidal structure which makes the problem much more challenging. To overcome the challenge, we propose a *deterministic relaxation* of the problem, which is based on converting the problem to a network with deterministic delays for each link. As we will show in Section III, the relaxed problem can be viewed as an assignment problem in which each AP turns into a bin with certain capacity and each packet turns into an object which has different sizes at different bins. The relaxed problem is then to maximize the total number of objects that can be packed in the bins, denoted by C_{det} .

Our main contribution in this paper is two-fold. First, we prove that the gap between the solutions to the original problem (C_{T^3}) and its relaxed version (C_{det}) is at most $2\sqrt{N(C_{\text{det}} + \frac{N}{4})}$. Since N is typically very small (in most cases between 2-4), the above result indicates that C_{det} is asymptotically equal to C_{T^3} as $C_{T^3} \rightarrow \infty$. Furthermore, our numerical results demonstrate that the gap is in most cases much smaller than the worst-case gap that we prove analytically. Therefore, instead of solving our main maximization problem we can solve its relaxed version, and still get a value which is very close to the optimum. Second, we prove that the relaxed problem can be approximated in polynomial-time (with additive gap of N) using a simple LP rounding method. This approximation is appealing as N is usually limited and negligible compared to C_{det} . As a result, the solution to the relaxed problem provides a scheduling policy that provably achieves a T^3 that is within additive gap $N + 2\sqrt{N(C_{T^3} - \frac{3N}{4})}$ of C_{T^3} for $C_{T^3} > \frac{7N}{4}$.

We also consider several extensions of the problem, including extension to time-varying channels and real-time traffic, where at the beginning of each interval clients have request for variable number of packets. We show that the aforementioned results hold in these two extensions, too. Moreover, we provide similar results for the case where different flows have different priorities (different weights). In addition, we extend the model to allow for online

scheduling policies, where AP's are coordinated, and a packet might be transmitted by arbitrary number of AP's. Finally, we consider an extension to account for fading, multiple simultaneous transmissions by AP's and multiple simultaneous receptions by clients, and rate adaptation.

Related Work: Although there are classical results [6], [7] on scheduling clients over time-varying channels and characterizing the average delay of service, in recent years there has been increasing research on serving delay-sensitive traffic over wireless networks. This increase is due to the phenomenal increase in the volume of delay-sensitive traffic, such as video traffic. In [8] packets with weights and strict deadlines have been considered; and if a packet is not delivered by its deadline, it causes a certain distortion equal to its weight. They have studied the problem of minimizing the total distortion, and have characterized the optimal control. [9] considered a packet switched network where clients can get different types of service based on the amount they are willing to pay. The problem of optimizing time averages in systems with i.i.d behavior over renewal frames has been considered in [10]; and an algorithm which minimizes drift-plus-penalty ratio is developed. Moreover, [11] has focused on minimizing the total number of expired packets, and has provided analytic results on scheduling.

However, the most related work to this paper is the work of Hou et. al in [3] in 2009, in which they have proposed a framework for jointly addressing delay, delivery ratio, and channel reliability. For a network with one AP and N clients, the timely throughput region for the set of N clients has been fully characterized in [3]; and the work has been extended to variable-bit-rate applications in [4], and time-varying channels and rate adaptation in [5]. Although in [3]- [5] they provide tractable analytical results and low-complexity scheduling policies, the analyses are done for only one AP. This paper aims to extend the results to the case of general number of AP's, where there is an additional challenge of how to split the packets among different AP's.

II. NETWORK MODEL AND PROBLEM FORMULATION

In this section we describe our network model and precisely describe the notion of timely throughput introduced in [3]. Finally, we formulate our problem.

A. Network Model and Notion of Timely Throughput

We consider the downlink of a network with M wireless clients, denoted by Rx_1, Rx_2, \dots, Rx_M , that have packet requests, and N Access Points AP_1, AP_2, \dots, AP_N . These AP's have

error-free links to the Backhaul Network (see Fig.1). In addition, time is slotted and transmissions occur during time-slots. Furthermore, the time-slots are grouped into intervals of length τ , where the first interval contains the first τ time-slots, the second interval contains the second τ time-slots, and so on. Moreover, each AP may make one packet transmission in each time-slot.

Each AP is connected via unreliable wireless links to a subset (possibly all) of the wireless clients. These unreliable links are modeled as packet erasure channels that, for now, are assumed to be i.i.d over time, and have fixed success probabilities. In addition, each channel is independent of other channels in the network. (In Section VI these assumptions will be relaxed to consider more general scenarios). The success probability of the channel between AP_i and Rx_j is denoted by p_{ij} , which is the probability of successful delivery of the packet of Rx_j when transmitted by AP_i during a time-slot. If there is no link between an AP and a client, we consider the success probability of the corresponding channel to be 0. Moreover, we assume that the channels do not have interference with each other.

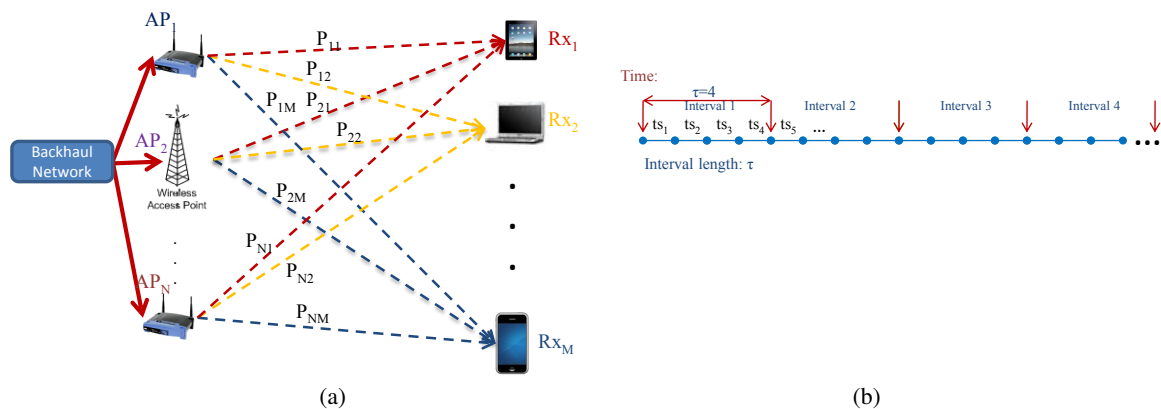


Fig. 1. Illustration of our network model. Network configuration consisting of N Access points (AP's), M wireless clients, packet erasure channels from AP's to the clients, and the Backhaul network is illustrated in (a). Our time model, in which time is slotted and time-slots are grouped to form intervals of length τ , is shown in (b). In this figure $\tau = 4$.

For now we assume that at the beginning of each interval each client has request for a new packet. Right before the start of an interval, each requested packet for that interval is assigned to one of the AP's to be transmitted to its corresponding client. Furthermore, during each time-slot of an interval, each AP picks one of the packets assigned to it to transmit. At the end of that time-slot the AP will know if the packet has been successfully delivered or not. If the packet is successfully delivered, the AP removes that packet from its buffer and does not attempt to

transmit it any more. The packets that are not delivered by the end of the interval are dropped from the AP's.

Definition 1. *The decisions on how to assign the requested packets for an interval to the AP's before the start of that interval, and which packet to transmit on a time-slot by each AP are specified by a scheduling policy. A scheduling policy η makes the decisions causally based on the entire past history of events up to the point of decision-making. We denote the set of all possible scheduling policies by \mathcal{S} .*

Definition 2. *A static scheduling policy, denoted by η_{static} , is a scheduling policy in which each AP becomes responsible for serving packets of a fixed subset of clients for all intervals; and the packets of clients assigned to an AP are served according to a fixed order. In particular, a static scheduling policy η_{static} is fully specified by a pair $(\vec{\Pi}, \Gamma)$, in which $\vec{\Pi} = [\mathcal{I}_1, \mathcal{I}_2, \dots, \mathcal{I}_N]$, where \mathcal{I}_i 's partition the set $\{1, 2, \dots, M\}$, indicating how the packet of clients are assigned to AP's. Furthermore, Γ specifies the ordering for the packets assigned to each AP. When η_{static} is implemented, each AP is responsible for serving packet of the clients assigned to it by $\vec{\Pi}$; and each AP persistently transmits a packet until it is delivered successfully, before moving on to the packet of the client with the immediate lower rank in the ordering specified by Γ .*

Definition 3. *A static scheduling policy is called greedy, and denoted by $\eta_{g-static}$, if the order of clients specified by Γ is according to the success probabilities of channels from AP to those clients, in decreasing order.*

Assume that a particular scheduling policy η is chosen. For any interval r ($r \in \mathbb{N}$), let $\vec{N}(r, \eta) \triangleq [N_1(r, \eta), N_2(r, \eta), \dots, N_M(r, \eta)]$ denote the vector of M binary elements whose j^{th} element $N_j(r, \eta)$ is 1 if client $\mathbf{R}x_j$ has successfully received a packet during the r^{th} interval, and 0 otherwise. When using scheduling policy η , the total timely throughput, denoted by $\mathsf{T}^3(\eta)$, is defined as

$$\mathsf{T}^3(\eta) \triangleq \limsup_{r \rightarrow \infty} \frac{\sum_{k=1}^r \sum_{j=1}^M N_j(k, \eta)}{r}. \quad (1)$$

In simpler words, $\mathsf{T}^3(\eta)$ is the long-term average number of successful deliveries in the entire network. Similarly, the timely throughput of $\mathbf{R}x_j$, denoted by $R_j(\eta)$, is defined as

$$R_j(\eta) \triangleq \limsup_{r \rightarrow \infty} \frac{\sum_{k=1}^r N_j(k, \eta)}{r}, \quad j = 1, 2, \dots, M. \quad (2)$$

Therefore, $R_j(\eta)$ is the long-term average number of successful deliveries for the j^{th} client. Further, we denote the vector of all $R_j(\eta)$'s by $\vec{R}(\eta)$, where we have $\vec{R}(\eta) \triangleq [R_1(\eta), R_2(\eta), \dots, R_M(\eta)]$. Therefore, the capacity region for timely throughput of M clients in the network is defined as $\mathcal{C} \triangleq \{\vec{R}(\eta) : \eta \in \mathcal{S}\}$.

B. Main Problem

Our objective is to find the maximum achievable total timely throughput, denoted by $C_{\mathcal{T}^3}$. More precisely, our optimization problem is

$$\text{Main Problem (MP):} \quad C_{\mathcal{T}^3} \triangleq \sup_{\eta \in \mathcal{S}} \mathsf{T}^3(\eta). \quad (3)$$

Later in Section VI-B we will consider the problem of finding the maximum weighted total timely throughput $\sum_{j=1}^M \omega_j R_j(\eta)$ and its corresponding policy η ; but for now we focus on the problem in the case that $\omega_1 = \omega_2 = \dots = \omega_M = 1$.

C. Remarks on the Main Problem

As we state later in Lemma 1 in Section IV, $C_{\mathcal{T}^3}$ can be achieved using a greedy static scheduling policy. Therefore, the optimization in (3) can be limited to finding the partition $\vec{\Pi}$ such that the corresponding $\eta_{\text{g-static}}$ maximizes $\mathsf{T}^3(\eta_{\text{g-static}})$. However, this is still quite challenging. In fact, the number of possible greedy static scheduling policies to consider is N^M , which grows exponentially in M .

In [3] Hou et al. have found the timely throughput region for $N = 1$, and have shown that it is a scaled version of a polymatroid [12]. However, when going from one AP to several AP's the problem changes quintessentially: the timely throughput region loses its polymatroidal structure, which makes the problem much more challenging¹. In this case the timely throughput region is a general polytope with (possibly) exponential number of corner points (corresponding to exponential number of ways of partitioning the clients between the AP's).

III. DETERMINISTIC RELAXATION AND STATEMENT OF MAIN RESULTS

In this section we first explain the intuition behind proposing our relaxation scheme and formulate the relaxed problem. Then, we state the main results.

¹Example: Let $N = M = 2$, $\tau = 1$, and $p_{11} = p_{12} = p_{21} = p_{22} = 1/2$. In this case, the region is the convex hull of three points $(3/4, 0)$, $(1/2, 1/2)$, $(0, 3/4)$. Therefore, no scaled version of the capacity region along its axes can be a polymatroid.

A. Deterministic Relaxation

In the system model we assumed channel success probability p_{ij} between AP_i and RX_j , $i = 1, 2, \dots, N$, $j = 1, 2, \dots, M$. For now, suppose that $\tau = \infty$, AP_i has only one packet, and wants to transmit that packet to client j . Thus, AP_i persistently sends that packet to client j until the packet goes through. The number of time-slots expended for this packet to be delivered is a Geometric random variable G_{ij} where $\Pr(G_{ij} = k) = p_{ij}(1 - p_{ij})^{k-1}$, $k \in \mathbb{N}$. We know that $E[G_{ij}] = \frac{1}{p_{ij}}$, and without any deadline, it takes $\frac{1}{p_{ij}}$ time-slots on average for packet of RX_j to be delivered when transmitted by AP_i .

Therefore, a memory-less erasure channel with success probability p_{ij} can be viewed as a pipe with variable delay which takes a packet from AP_i and gives it to RX_j according to that variable delay. The probability distribution of the delay is Geometric with parameter p_{ij} .

To simplify the problem, we proposed to relax each channel into a bit pipe with deterministic delay equal to the inverse of its success probability. Therefore, for any packet of RX_j , when assigned to AP_i for transmission, we associate a fixed size of $\frac{1}{p_{ij}}$ to that packet. This means that each packet assigned to an AP can be viewed as an object with a size, where the size varies from one AP to another; because $\frac{1}{p_{ij}}$'s for different i 's are not necessarily the same. On the other hand, we know that each AP has τ time-slots during each interval to send the packets that are assigned to it. Therefore, we can view each AP during each interval as a bin of capacity τ . Therefore, our new problem is a packing problem; i.e., we want to see over all different assignments of objects to bins what the maximum number of objects is that we can fit in those N bins of capacity τ . We denote this maximum possible number of packed objects by C_{det} . More precisely, if we define x_{ij} as the 0 – 1 variable which equals 1 if packet of client j is assigned to AP_i , and 0 otherwise, then the relaxed problem can be formulated as following.

$$\text{Relaxed Problem (RP):} \quad C_{\text{det}} \triangleq \max \sum_{i=1}^N \sum_{j=1}^M x_{ij} \quad (4)$$

$$\text{s.t.} \quad \sum_{j=1}^M \frac{x_{ij}}{p_{ij}} \leq \tau \quad i = 1, 2, \dots, N \quad (5)$$

$$\sum_{i=1}^N x_{ij} \leq 1 \quad j = 1, 2, \dots, M \quad (6)$$

$$x_{ij} \in \{0, 1\}. \quad (7)$$

B. Main Results

We now present the main results of the paper via two Theorems. Theorem 1 bounds the gap between the solution to the main problem (3) and its relaxation (4). Furthermore, Theorem 2 provides a performance guarantee to the approximation algorithm for the relaxed problem. The proofs of the two Theorems are provided in Section IV and Section V.

Theorem 1. *Let $C_{\mathcal{T}^3}$ denote the value of the solution to our main problem in (3). Also, let C_{det} denote the value of the solution to our relaxed problem in (4). We have*

$$C_{det} - 2\sqrt{N(C_{det} + \frac{N}{4})} < C_{\mathcal{T}^3} < C_{det} + N. \quad (8)$$

Remark 1. *The right part of the inequality in (8) suggests that $C_{\mathcal{T}^3} - C_{det}$ can be no more than N . But the number of AP's N is limited and is usually around 2, 3, or 4. Therefore, as $C_{det} \rightarrow \infty$ $\frac{N}{C_{det}} \rightarrow 0$. Moreover, the left inequality in Theorem 1 suggests that $C_{det} - C_{\mathcal{T}^3}$ becomes negligible compared to C_{det} as $C_{det} \rightarrow \infty$. In addition, the inequalities in Theorem 1 imply that as $C_{\mathcal{T}^3} \rightarrow \infty$, $C_{det} \rightarrow \infty$, too. Therefore, $\frac{C_{det}}{C_{\mathcal{T}^3}} \rightarrow 1$, as $C_{\mathcal{T}^3} \rightarrow \infty$. Hence, the bounds in Theorem 1 suggest the asymptotic optimality of solving C_{det} instead of $C_{\mathcal{T}^3}$.*

Theorem 1, basically bounds the gap between $C_{\mathcal{T}^3}$ and C_{det} . However, a remaining question is: if we run the system based on the greedy static scheduling policy which uses the assignment proposed by the solution to the relaxed problem, how much do we lose in terms of total timely throughput compared to $C_{\mathcal{T}^3}$? The following corollary which is proved in Appendix E addresses this question.

Corollary 1. *Assume $C_{\mathcal{T}^3} \geq \frac{7N}{4}$. Let $\vec{\Pi}_{det}$ denote the assignment of clients to AP's suggested by the solution to the relaxed problem (4), and η_{det} be the corresponding greedy static scheduling policy. Then, we have*

$$C_{\mathcal{T}^3} - N - 2\sqrt{N(C_{\mathcal{T}^3} - \frac{3N}{4})} \leq \|\vec{R}(\eta_{det})\|_1 \leq C_{\mathcal{T}^3}.$$

Remark 2. *As we prove in Appendix A the upper bound given in the right inequality in Theorem 1 is tight. Furthermore, the lower bound given in the left inequality of Theorem 1 is tight in terms of order, i.e., there exists a network configuration and a positive constant k for which $C_{det} - C_{\mathcal{T}^3} > k\sqrt{NC_{det}}$.*

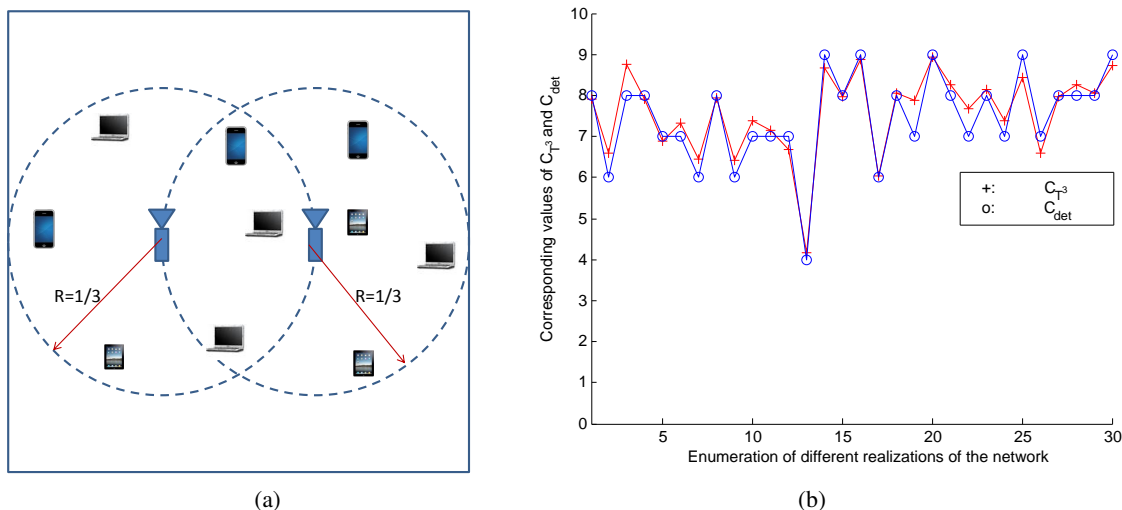


Fig. 2. Numerical analysis for the gap between C_{T^3} and C_{det} for the case of two AP's with coverage radius $\frac{1}{3}$, 10 randomly located wireless clients, and intervals of length $\tau = 15$. (a) illustrates the network configuration, where erasure probability of a channel is proportional to the distance between the AP and the corresponding receiver (erasure = $\min\{\frac{\text{distance}}{1/3}, 1\}$). (b) demonstrates the numerical results for the gap for 30 different realizations of the network, where each realization is constructed from a random and uniform location of clients in the network. Each '+' indicates the value of C_{T^3} for each realization, while 'o' indicates the value of C_{det} for the same realization.

Remark 3. *The bounds in Theorem 1 are worst-case bounds, and via numerical analysis we observe that the gap between the original problem and its relaxation is in most cases much smaller. Therefore, the solution to the relaxed problem tracks the solution to the main problem very well, even for a limited number of clients. To illustrate this, consider the network configuration in Figure 2(a), where there are two AP's with coverage radius $\frac{1}{3}$, and 10 clients which are uniformly and randomly located in the coverage area of the two AP's. The erasure probability of the channel between a client and an AP is proportional to the distance (erasure = $\min\{\frac{\text{distance}}{1/3}, 1\}$); and $\tau = 15$. For 30 different realizations of this network, C_{T^3} and C_{det} have been calculated, and plotted in Figure 2(b) (detailed numerical results are provided in Section VII). The numerical results suggest that even for small-scale networks C_{det} is usually very close to C_{T^3} .*

So far, we have shown by Theorem 1 that by considering the relaxed problem (RP) we do not lose much in terms of total timely throughput capacity. Nevertheless, in order for the relaxation to be useful there should be a way to solve the relaxed problem efficiently. The following algorithm approximates the solution to the relaxed problem (RP).

The next Theorem, which is proved in Section V, demonstrates that Algorithm 1 approximates

Algorithm 1

Input: N, M, τ , and p_{ij} for $i = 1, 2, \dots, N$ and $j = 1, 2, \dots, M$.

Find $\mathbf{x}^* = [x_{ij}^*]_{N \times M}$, a basic optimal solution to the LP-relaxation of RP in (4).

Output $\lfloor x_{ij}^* \rfloor$ (rounded down version of the elements of \mathbf{x}^*) for $i = 1, 2, \dots, N$ and $j = 1, 2, \dots, M$.

the relaxed problem efficiently.

Theorem 2. *Suppose that \mathbf{x}^* is a basic optimal solution to the LP relaxation of RP. We have*

$$C_{det} - \sum_{i=1}^N \sum_{j=1}^M \lfloor \mathbf{x}_{ij}^* \rfloor \leq N.$$

Remark 4. *Finding a basic optimal solution to a linear program efficiently is straightforward, and is discussed in [19]. According to Theorem 2 if we find a basic optimal solution to LP relaxation of (4), and round down that solution to get integral values, the result will deviate from the optimal solution by at most N . Since N is typically very small (in most cases between 2-4), algorithm 2 performs well in approximating the solution to the Relaxed Problem (RP).*

Remark 5. *The relaxed problem in (4) is a special case of the well-known Maximum Generalized Assignment Problem (GAP). There is a large body of literature on GAP; and its special cases capture many combinatorial optimization problems, having several applications in computer science and operations research. Even the special case of GAP in (4) is APX-hard [15], meaning that there is no polynomial-time approximation scheme (PTAS) for it. However, there are several approximation algorithms for GAP, including [15], [16]. In particular, [15], based on a modification of the work in [14], has proposed a 2-approximation algorithm for GAP; and [16] has proposed an LP-based $\frac{e}{e-1}$ -approximation algorithm. The performance guarantees in the literature are concerned with multiplicative gap. However, our result in Theorem 2 suggests an additive gap performance guarantee of N for the special case of GAP presented in (4). Since N (the number of access points) is typically very small, this provides a tighter approximation guarantee for our problem of interest.*

IV. ANALYSIS OF APPROXIMATION GAP (PROOF OF THEOREM 1)

In order to prove Theorem 1, we first state Lemma 1 which is proved in Appendix B.

Lemma 1. C_{T^3} can be achieved using a greedy static scheduling policy.

Lemma 1 shows there is a scheduling policy which uses the same assignment and ordering of the packets for all intervals, and achieves C_{T^3} . The result in Lemma 1 is intuitive, and is a consequence of time-homogeneity of the system (Lemma 1 is also true for the time-varying channel model where channels are modeled by FSMC). In fact, Lemma 1 allows us to focus on only one interval, and then to maximize the expected number of deliveries over that interval.

However, the main challenge lies in how to optimally assign the packets to AP's in order to maximize the expected number of deliveries. But once the assignment is specified, the optimal ordering is trivial according to Lemma 1. We now use Lemma 1 in order to prove the right side of the inequality in Theorem 1.

A. Proof of $C_{T^3} < C_{det} + N$

By Lemma 1 it is sufficient to prove that for any greedy static scheduling policy $\eta_{g\text{-static}}$, $T^3(\eta_{g\text{-static}}) < C_{det} + N$. Suppose an arbitrary greedy static scheduling policy $\eta_{g\text{-static}}$ with the corresponding partition $\vec{\Pi}_{g\text{-static}} = [\mathcal{I}_1, \mathcal{I}_2, \dots, \mathcal{I}_N]$ and ordering $\Gamma_{g\text{-static}}$ is implemented. By (1) we know that

$$T^3(\eta_{g\text{-static}}) = \limsup_{r \rightarrow \infty} \frac{\sum_{k=1}^r \sum_{j=1}^M N_j(k, \eta_{g\text{-static}})}{r}. \quad (9)$$

On the other hand, by (2) we know that for $j \in [1 : M]$, $R_j(\eta_{g\text{-static}}) = \limsup_{r \rightarrow \infty} \frac{\sum_{k=1}^r N_j(k, \eta_{g\text{-static}})}{r}$. Let Y_i denote the random variable for the number of successful deliveries by AP_{*i*} during one interval, when $\eta_{g\text{-static}}$ is implemented; in other words, $Y_i \triangleq \sum_{j \in \mathcal{I}_i} N_j(1, \eta_{g\text{-static}})$, $i \in [1 : N]$. Since a greedy static scheduling policy is implemented and channels are i.i.d over time, by LLN,

$$\begin{aligned} \sum_{i=1}^N E[Y_i] &= \sum_{i=1}^N \limsup_{r \rightarrow \infty} \frac{\sum_{j \in \mathcal{I}_i} \sum_{k=1}^r N_j(k, \eta_{g\text{-static}})}{r} = \sum_{i=1}^N \sum_{j \in \mathcal{I}_i} R_j(\eta_{g\text{-static}}) \\ &= \sum_{j=1}^M R_j(\eta_{g\text{-static}}) = \sum_{j=1}^M \lim_{r \rightarrow \infty} \frac{\sum_{k=1}^r N_j(k, \eta_{g\text{-static}})}{r} \\ &= \lim_{r \rightarrow \infty} \frac{\sum_{k=1}^r \sum_{j=1}^M N_j(k, \eta_{g\text{-static}})}{r} = T^3(\eta_{g\text{-static}}). \end{aligned} \quad (10)$$

Define $q_i \triangleq |\mathcal{I}_i|$, and denote the enumeration of clients assigned to AP_{*i*} by $\{\mathcal{I}_i(1), \mathcal{I}_i(2), \dots, \mathcal{I}_i(q_i)\}$, where the enumeration is according to the channel success probabilities of different clients in

\mathcal{I}_i . Let G_{ij} be a geometric random variable with parameter p_{ij} , $i \in [1 : N]$, $j \in [1 : M]$. Then, it is easy to see that

$$Y_i = \max_k \quad s.t. \quad \sum_{j=1}^k G_{i\mathcal{I}_i(j)} \leq \tau, \quad i \in \{1, 2, \dots, N\}, k \leq q_i,$$

since $\eta_{\text{g-static}}$ persistently sends a packet until it is delivered, or the interval is over. Define

$$l_i \triangleq \max_{\hat{l}} \quad s.t. \quad \sum_{j=1}^{\hat{l}} 1/p_{i\mathcal{I}_i(j)} \leq \tau, \quad \hat{l} \leq q_i.$$

Therefore, l_i is the maximum number of objects that fit into bin of capacity τ when the channels are relaxed and clients in \mathcal{I}_i are assigned to AP_i . The following lemma (for which the proof is provided in Appendix C) relates l_i to Y_i .

Lemma 2. *Let $\tau \in \mathbb{N}$ and G_1, G_2, \dots, G_q be independent geometric random variables with parameters p_1, p_2, \dots, p_q respectively, such that $1 \geq p_1 \geq p_2 \geq \dots \geq p_q \geq 0$. Also define $l \triangleq \max_{\hat{l}} \hat{l} \quad s.t. \quad \sum_{i=1}^{\hat{l}} 1/p_i \leq \tau$, and $Y \triangleq \max_i i \quad s.t. \quad \sum_{j=1}^i G_j \leq \tau$, $i \in \{1, 2, \dots, q\}$. Then, $E[Y] < l + 1$.*

Hence,

$$\mathsf{T}^3(\eta_{\text{g-static}}) \stackrel{(a)}{=} \sum_{i=1}^N E[Y_i] \stackrel{(b)}{<} \sum_{i=1}^N (l_i + 1) \stackrel{(c)}{\leq} C_{\text{det}} + N.$$

where (a) follows from (10); (b) follows from Lemma 2; and (c) follows from the fact that $\sum_{i=1}^N l_i$ is the value of the objective function in (4) for a feasible solution. Hence the proof of the right inequality in Theorem 1 is complete.

B. Proof of $C_{\text{det}} - 2\sqrt{N(C_{\text{det}} + \frac{N}{4})} < C_{\mathsf{T}^3}$

Consider the assignment proposed by the solution to the relaxed problem in (4), where the clients that are not assigned to any AP for transmission are now assigned to AP's arbitrarily. Let $\vec{\Pi}_{\text{g-static}}^{\text{det}} = [\mathcal{I}_1^{\text{det}}, \mathcal{I}_2^{\text{det}}, \dots, \mathcal{I}_N^{\text{det}}]$ denote the resulting partition, and also let $\eta_{\text{g-static}}^{\text{det}}$ denote the corresponding greedy static scheduling policy. Therefore, we have $\mathsf{T}^3(\eta_{\text{g-static}}^{\text{det}}) \leq C_{\mathsf{T}^3}$. So, it is sufficient to prove that $C_{\text{det}} - 2\sqrt{N(C_{\text{det}} + \frac{N}{4})} < \mathsf{T}^3(\eta_{\text{g-static}}^{\text{det}})$. Let Y_i^{det} denote the random variable indicating the number of successful deliveries by AP_i during one interval, when $\eta_{\text{g-static}}^{\text{det}}$ is implemented, $i = 1, 2, \dots, N$. With the same argument as in part A we have $\mathsf{T}^3(\eta_{\text{g-static}}^{\text{det}}) = \sum_{i=1}^N E[Y_i^{\text{det}}]$. Therefore, it is sufficient to prove that $C_{\text{det}} - 2\sqrt{N(C_{\text{det}} + \frac{N}{4})} < \sum_{i=1}^N E[Y_i^{\text{det}}]$. Define $q_i = |\mathcal{I}_i^{\text{det}}|$; and

denote the enumeration of clients assigned to \mathbf{AP}_i by $\{\mathcal{I}_i^{\text{det}}(1), \mathcal{I}_i^{\text{det}}(2), \dots, \mathcal{I}_i^{\text{det}}(q_i)\}$, where the enumeration is according to the channel success probabilities of different clients in $\mathcal{I}_i^{\text{det}}$. Further, let G_{ij} be a geometric random variable with parameter p_{ij} , $i = 1, 2, \dots, N$, $j = 1, 2, \dots, M$. Then, it is easy to see that

$$Y_i^{\text{det}} = \max_k \quad k \quad \text{s.t.} \quad \sum_{j=1}^k G_{i\mathcal{I}_i^{\text{det}}(j)} \leq \tau, \quad i \in \{1, 2, \dots, N\}, k \leq q_i,$$

since $\eta_{\text{g-static}}^{\text{det}}$ persistently sends a packet until it is delivered, or the interval is over. Also define

$$l_i^{\text{det}} \triangleq \max_{\hat{l}} \quad \hat{l} \quad \text{s.t.} \quad \sum_{j=1}^{\hat{l}} 1/p_{i\mathcal{I}_i^{\text{det}}(j)} \leq \tau, \quad \hat{l} \leq q_i.$$

Therefore, l_i^{det} is the maximum number of objects that fit into a bin of capacity τ when the channels are relaxed and clients in $\mathcal{I}_i^{\text{det}}$ are assigned to \mathbf{AP}_i . The following lemma (which is proved in Appendix D) relates l_i^{det} to Y_i^{det} .

Lemma 3. *Let $\tau \in \mathbb{N}$ and G_1, G_2, \dots, G_q be independent geometric random variables with parameters p_1, p_2, \dots, p_q respectively, such that $1 \geq p_1 \geq p_2 \geq \dots \geq p_q \geq 0$. Also define $l \triangleq \max_{\hat{l}} \hat{l} \quad \text{s.t.} \quad \sum_{i=1}^{\hat{l}} 1/p_i \leq \tau$ and $Y \triangleq \max_i i \quad \text{s.t.} \quad \sum_{j=1}^i G_j \leq \tau$, $i \in \{1, 2, \dots, q\}$. Then, $l - 2\sqrt{l + \frac{1}{4}} < E[Y]$.*

Hence,

$$\begin{aligned} C_{\text{T}^3} &\geq \sum_{i=1}^N E[Y_i^{\text{det}}] \stackrel{(a)}{>} \sum_{i=1}^N l_i^{\text{det}} - 2 \sum_{i=1}^N \sqrt{l_i^{\text{det}} + \frac{1}{4}} \\ &\stackrel{(b)}{\geq} \sum_{i=1}^N l_i^{\text{det}} - 2 \sqrt{N \left(\sum_{i=1}^N l_i^{\text{det}} + \frac{N}{4} \right)} = C_{\text{det}} - 2 \sqrt{N \left(C_{\text{det}} + \frac{N}{4} \right)}, \end{aligned}$$

where (a) follows from Lemma 3; and (b) follows from Cauchy-Schwarz inequality. Therefore, the left inequality of Theorem 1 is proved and the proof of Theorem 1 is complete.

V. PROOF OF THEOREM 2

Note that RP is a mixed integer linear program. Linear relaxation of RP, denoted by LR-RP, replaces the constraint $x_{ij} \in \{0, 1\}$ with $x_{ij} \geq 0$ for $i \in [1 : N]$, $j \in [1 : M]$. Any solution to

LR-RP can be denoted by an N -by- M matrix $\mathbf{x} = [x_{ij}]_{N \times M}$. So, let $\mathbf{x}^* = [x_{ij}^*]_{N \times M}$ denote a basic optimal solution to LR-RP with objective value V^* ; i.e., $V^* = \sum_{i=1}^N \sum_{j=1}^M x_{ij}^*$. Define

$$\begin{aligned} Z_1 &= \{j \in \{1, 2, \dots, M\} \mid \sum_{i=1}^N x_{ij}^* = 0\} \\ Z_2 &= \{j \in \{1, 2, \dots, M\} \mid 0 < \sum_{i=1}^N x_{ij}^* < 1\} \\ Z_3 &= \{j \in \{1, 2, \dots, M\} \mid \sum_{i=1}^N x_{ij}^* = 1, \sum_{i=1}^N \lfloor x_{ij}^* \rfloor = 0\} \\ Z_4 &= \{j \in \{1, 2, \dots, M\} \mid \sum_{i=1}^N x_{ij}^* = 1, \sum_{i=1}^N \lfloor x_{ij}^* \rfloor = 1\}. \end{aligned}$$

It is easy to see that Z_1, Z_2, Z_3, Z_4 partition the set $\{1, 2, \dots, M\}$. Therefore, $M = |Z_1| + |Z_2| + |Z_3| + |Z_4|$. Furthermore, according to definitions of V^* , Z_1 , and Z_4 ,

$$C_{det} \leq V^* \leq M - |Z_1|, \quad (11)$$

$$\sum_{i=1}^N \sum_{j=1}^M \lfloor x_{ij}^* \rfloor = |Z_4|. \quad (12)$$

Hence, by considering (11) and (12), for proving $C_{det} - \sum_{i=1}^N \sum_{j=1}^M \lfloor x_{ij}^* \rfloor \leq N$, it is sufficient to prove

$$M - |Z_1| - |Z_4| \leq N, \quad \text{or equivalently,} \quad |Z_2| + |Z_3| \leq N. \quad (13)$$

We use a similar approach to [17], [18]. Note that since $\mathbf{x} = [x_{ij}]_{N \times M}$ is a basic solution to LR-RP, the number of inequalities in (5)-(7) tightened by \mathbf{x} is at least the total number of variables, MN . So, if we denote the number of non-tight inequalities in (5), (6), (7) by n_1, n_2, n_3 ,

$$\begin{aligned} (N - n_1) + (M - n_2) + (MN - n_3) &\geq MN \\ \Rightarrow n_1 + n_2 + n_3 &\leq M + N. \end{aligned} \quad (14)$$

On the other hand, according to definition of Z_1, Z_2, Z_3, Z_4 , we have

$$n_1 \geq 0 \quad (15)$$

$$n_2 \geq |Z_1| + |Z_2| \quad (16)$$

$$n_3 \geq |Z_2| + 2|Z_3| + |Z_4|, \quad (17)$$

where (17) follows by counting the number of $x_{ij}^* > 0$'s with index j in Z_2, Z_3 or Z_4 ; the number of $x_{ij}^* > 0$ for which $j \in Z_3$ is at least $2|Z_3|$ since there should be at least two positive fractional values that add up to 1. Hence, by (14)-(17),

$$|Z_1| + 2|Z_2| + 2|Z_3| + |Z_4| \leq M + N \quad \Rightarrow \quad |Z_2| + |Z_3| \leq N,$$

which is the desired inequality as stated in (13); therefore, the proof is complete. ■

Corollary 2. *Suppose we choose a basic optimal solution to the LP relaxation of (4), denoted by \mathbf{x}^* , and round down the solution to get integral values. Let $\vec{\Pi}_{det}^{apx}$ denote the assignment suggested by the resulting integral values; and let η_{det}^{apx} denote the corresponding greedy static scheduling policy. For $C_{T^3} > \frac{11N}{4}$ we have*

$$C_{T^3} - 2N - 2\sqrt{N(C_{T^3} - \frac{7N}{4})} \leq \|\vec{R}(\eta_{det}^{apx})\|_1 \leq C_{T^3}.$$

Proof: Let $C_{det}^{apx} \triangleq \sum_{i=1}^N \sum_{j=1}^M \lfloor x_{ij}^* \rfloor$ denote the objective value of the rounded down basic optimal solution to LR-RP. According to Theorem 1 and Theorem 2, $C_{det}^{apx} \geq C_{det} - N \geq C_{T^3} - 2N$. Therefore, by using the similar argument as in Corollary 1 the proof will be complete. ■

VI. EXTENSIONS

In this section we investigate four important extensions to our main problem formulation: time-varying channels and real-time traffic; weighted total timely throughput; lifting the restriction on splitting packets among AP's; and fading channels, AP's accessing multiple clients simultaneously, clients receiving packets from multiple AP's, and rate adaptation.

A. Time-Varying Channels and Real-Time Traffic

So far, we have assumed that at the beginning of each interval each client has request for exactly one packet. This assumption can be modified by considering a time-varying packet generation pattern, in which for every interval, each client might have request for no packets, or for multiple packets. In addition, the number of packets requested by clients for one interval might depend on the number of packets requested for other intervals. Furthermore, we have so far assumed that channel success probabilities do not change over time. But, this model can be generalized to include time-varying channels with statistical behaviors that are not necessarily independent of one another.

We capture the above two generalizations by considering an irreducible Finite-State Markov Chain (FSMC), in which each state jointly specifies the number of packets requested by each client, as well as the channel states for different channels during an interval. When a new interval begins, the Markov Chain might change its state, and in this case, packets for a new subset of clients are requested, and the channel reliabilities change. Denote the set of all possible states of the FSMC by \mathcal{C} . Each state $\lambda \in \mathcal{C}$ specifies a pair $(\vec{B}(\lambda), \mathbf{P}(\lambda))$, where $\vec{B}(\lambda) \triangleq [B_1(\lambda), B_2(\lambda), \dots, B_M(\lambda)]$, such that $B_j(\lambda)$ is the number of the packets requested by client j , and $\mathbf{P}(\lambda)$ is an $N \times M$ matrix that contains channel success probabilities. It is assumed that channel success probabilities remain the same during each interval, and are known to the AP's.

Our objective is again to find C_{T^3} . We use a similar argument to the one in [5] for extensions to time-varying channels and variable-bit-rate traffic. In particular, we decompose the set of intervals into different subsets, where each subset contains the intervals that are in the same state of the FSMC. For those intervals in which the system is at state λ , we convert our problem to an instance of the problem described in Section II. More particularly, for the system described by state λ , we ignore all the clients that do not have packet request. Furthermore, for any $j \in \{1, 2, \dots, M\}$ where $B_j(\lambda) > 1$ we consider $B_j(\lambda) - 1$ virtual clients, such that the channel between \mathbf{AP}_i and each of those virtual clients would have success probability $P_{ij}(\lambda)$. This means that these virtual clients are copies of \mathbf{Rx}_j . Consequently, for the intervals for which the system is at state λ the problem becomes the same as described in Section II. With the same argument as in proof of Theorem 1, there exists a fixed assignment $\vec{\Pi}(\lambda)$, which if used together with its corresponding optimal ordering for such intervals, achieves the optimal T^3 for those intervals. We denote this optimal T^3 by $C_{T^3}(\lambda)$. In addition, let $C_{\text{det}}(\lambda)$ denote the solution to the relaxed problem when the system is at state λ . For any state $\lambda \in \mathcal{C}$, with the same argument as in the proof of Theorem 1, we have $C_{\text{det}}(\lambda) - 2\sqrt{N(C_{\text{det}}(\lambda) + \frac{N}{4})} < C_{T^3}(\lambda) < C_{\text{det}}(\lambda) + N$. Now, let π_λ denote the steady state probability of λ . Therefore, $C_{T^3} = \sum_{\lambda \in \mathcal{C}} \pi_\lambda C_{T^3}(\lambda)$, $C_{\text{det}} = \sum_{\lambda \in \mathcal{C}} \pi_\lambda C_{\text{det}}(\lambda)$. Hence,

$$C_{\text{det}} - 2 \sum_{\lambda \in \mathcal{C}} \pi_\lambda \sqrt{N(C_{\text{det}}(\lambda) + \frac{N}{4})} < C_{T^3} < C_{\text{det}} + N. \quad (18)$$

On the other hand, by using Cauchy-Schwarz inequality we have

$$\sum_{\lambda \in \mathcal{C}} \pi_\lambda \sqrt{N(C_{\text{det}}(\lambda) + \frac{N}{4})} \leq \sqrt{\sum_{\lambda \in \mathcal{C}} \pi_\lambda} \sqrt{\sum_{\lambda \in \mathcal{C}} N \pi_\lambda (C_{\text{det}}(\lambda) + \frac{N}{4})} = \sqrt{N(C_{\text{det}} + \frac{N}{4})}. \quad (19)$$

Putting (18) and (19) together we get $C_{\text{det}} - 2\sqrt{N(C_{\text{det}} + \frac{N}{4})} < C_{\mathbb{T}^3} < C_{\text{det}} + N$, which is the same as the result in Theorem 1.

Theorem 3. *For the network model described in Section II consider the extension to time-varying channels and real-time traffic, modeled by the FSMC described in Section VI-A, where each state of FSMC captures both the success probability of channels and the number of packets for each client during an interval. We have*

$$C_{\text{det}} - 2\sqrt{N(C_{\text{det}} + \frac{N}{4})} < C_{\mathbb{T}^3} < C_{\text{det}} + N.$$

B. Weighted Total Timely Throughput

In Section II we considered the same importance for all the flows in the network; and our objective was to maximize \mathbb{T}^3 . However, it might be the case that in a network some of the flows are more important than the others, and should be prioritized accordingly. In this section the formulation remains the same as the one described in Section II, except the objective function, which rather than maximizing \mathbb{T}^3 , maximizes a weighted average of timely throughputs. In particular, weighted total timely throughput of the scheduling policy η , $w\text{-}\mathbb{T}^3(\eta)$, is defined as

$$w\text{-}\mathbb{T}^3(\eta) \triangleq \sum_{j=1}^M \omega_j R_j(\eta), \quad (20)$$

where ω_j 's are arbitrary weights greater than 1 ($j = 1, 2, \dots, M$). Our objective is to find

$$C_{w\text{-}\mathbb{T}^3} \triangleq \sup_{\eta \in \mathcal{S}} w\text{-}\mathbb{T}^3(\eta). \quad (21)$$

For this extension of the problem we again propose the channel relaxation which results in a new integer program. This integer program is again a GAP. The formulation of the relaxed problem is as follows:

$$\begin{aligned} C_{w\text{-det}} \triangleq & \max \sum_{i=1}^N \sum_{j=1}^M x_{ij} \omega_j \\ \text{s.t.} & \sum_{j=1}^M \frac{x_{ij}}{p_{ij}} \leq \tau, \quad \sum_{i=1}^N x_{ij} \leq 1, \quad x_{ij} \in \{0, 1\}, \quad i = [1 : N] \quad j = [1 : M]. \end{aligned} \quad (22)$$

The following theorem, which is proved in the Appendix F, states that the value of the solution to (21) is asymptotically the same as the value of the solution to (22) as $C_{w\text{-}\mathbb{T}^3} \rightarrow \infty$ (or equivalently $C_{w\text{-det}} \rightarrow \infty$).

Theorem 4. Let $C_{w-\top^3}$ denote the value of the solution to (21). Further, let C_{w-det} denote the value of the solution to (22). Then, for $\omega_{max} = \max\{\omega_1, \omega_2, \dots, \omega_M\}$,

$$C_{w-det} - 2\omega_{max}\sqrt{N(C_{w-det} + \frac{N}{4})} < C_{w-\top^3} < C_{w-det} + N\omega_{max}. \quad (23)$$

C. Dynamic Splitting

We assumed in Section II that the packets are partitioned between AP's at the beginning of each interval, to reduce the overhead for tracking ACKs and NACKs in the network. If packets are available to all AP's for transmission (i.e., no partitioning is done beforehand), in order to maximize the total timely throughput, each AP has to constantly track all ACKs and NACKs of all clients, in order to know whether a packet has already been delivered to its destination. Here we lift the partitioning restriction to understand how much capacity gain can be obtained. We first describe the model, and formulate the problem as a Markov Decision Process (MDP). We then discuss the tractability of solving the MDP, propose a fast greedy heuristic for the MDP, and analyze its computational complexity. Finally, we show the performance of the proposed heuristic via numerical results.

1) *Network Model:* We consider the same network configuration, time model, channel model, and packet arrival as in Section II. Nevertheless, the packets requested for each interval are now available to all AP's (i.e. they are not split among the AP's at the beginning of each interval), and a packet might be served by several AP's. The AP's can then dynamically choose what packet to transmit in a coordinated manner at each time-slot. The choice of the packet to be sent by each AP may be based on the channels and the past outcomes of the transmissions. Our objective is to find a scheduling policy which maximizes the total timely throughput of the system, as defined in Section II. We call the optimal scheduling the ‘‘Optimal Online Scheduling’’, since each AP has to decide what the optimal strategy is at each time-slot.

2) *An MDP Formulation:* One can argue in a similar way as in Lemma 1 that due to the time-homogeneous structure of the system, the maximal total timely throughput is equal to the maximum achievable expected number of deliveries in one interval. Therefore, the new problem can be formulated as a finite-horizon Markov Decision Process (MDP), as detailed below:

State Space: The state of the system is an $(M + 1)$ -tuple where the first M components are binary variables $\{Q_j(t)\}_{j=1}^M$, and $Q_j(t) = 1$ if Rx_j has not yet received its packet successfully,

and $Q_j(t) = 0$ otherwise. The $(M + 1)$ -th component is the time-slot that the system is currently at, i.e. $Q_{M+1} \in \{1, 2, \dots, \tau\}$. We denote the state space by \mathcal{Q} .

Action Space: For any state $s \in \mathcal{Q}$ corresponding to set of clients $U(s)$ not having received their packets yet, the action space is an N -tuple (i_1, \dots, i_N) where $i_k \in U(s) \cup \{0\}$ for $k \in \{1, 2, \dots, N\}$. If $i_k = j$, it means that client j is served by AP_k , and if $j = 0$, AP_k will be idle during the time-slot. A policy \mathcal{P} is a function mapping the state space to action space.

Reward: For successful delivery of each packet, a reward equal to 1 is obtained.

Transition Function: For $t < \tau$, transition probability from state $s = (q_1, \dots, q_M, t)$ to state $s' = (q'_1, \dots, q'_M, t + 1)$ using action $a(s)$ is simply probability of the event in which in one time-slot using action $a(s)$ the state changes from s to s' .¹

Objective: We want to find the optimal policy that maximizes the expected number of deliveries in τ time-slots. The objective is similar to the objective initially considered in Section II.

One can use the common technique of using Dynamic Programming to calculate the maximal value. More specifically, for 2 AP's ($N = 2$), the optimization problem reduces to the following.

Let $V^t(U)$ denote the maximum expected number of deliveries for the set of packets U and during time-slots $t, t + 1, \dots, \tau$. Therefore, the objective can be rewritten as follows.

$$\text{Objective: } V^1(\{1, 2, \dots, M\}),$$

$$\begin{aligned} \text{where } V^t(U) = & \max_{\{i,j\} \in U} \{p_{1i}p_{2j}[2 - \mathbb{I}(i = j) + V^{t+1}(U \setminus \{i, j\})] \\ & + p_{1i}(1 - p_{2j})[1 + V^{t+1}(U \setminus \{i\})] \\ & + (1 - p_{1i})p_{2j}[1 + V^{t+1}(U \setminus \{j\})] + (1 - p_{1i})(1 - p_{2j})V^{t+1}(U)\}, \end{aligned}$$

and $V^\tau(U) = \max_{\{i,j\} \in U} [p_{1i} + p_{2j} - p_{1i}p_{2j}\mathbb{I}(i = j)]$, where $\mathbb{I}(\cdot)$ is the indicator function.

Computational complexity of solving the DP is polynomial in τ , but exponential in M . This complexity grows even faster as $N > 2$. Hence, calculating the optimal solution is challenging. However, we will propose a fast greedy heuristic that approximates the optimal solution well.

3) *A Greedy Heuristic:* The greedy heuristic (Algorithm 2) essentially ignores time, and at each time-slot sends a subset of packets by the AP's which would maximize the expected number of deliveries for that specific time-slot. Moreover, according to Lemma 4, for finding the subset

¹More specifically, the transition probability is $Pr(\cap_{j=1}^M (\cup_{1 \leq k \leq N, i_k=j} B(p_{kj}) = q_j - q'_j))$, where $B(p)$ is a Bernoulli random variable with parameter p .

of packets which results in the maximum expected delivery for a time-slot, it is not necessary to search over all N^M possible subsets; instead, it is sufficient to only focus on N^N subset of them. Algorithm 2 is repeated for all intervals.

Algorithm 2

Set $t = 1$ and $U = \{1, 2, \dots, M\}$.

Create N vectors L_1, \dots, L_N , and put the packets $\{1, 2, \dots, M\}$ in all of them.

Order packets in each L_k , $k \in \{1, 2, \dots, N\}$, according to p_{kj} 's and in decreasing order.

while $t \leq \tau$, $U \neq \Phi$ **do**

Find $[j_1, \dots, j_N] = \arg \max_{j_1 \in L_1(1:N), \dots, j_N \in L_N(1:N)} \left\{ \sum_{i=1}^M (1 - \prod_{j_m=i, 1 \leq m \leq N} (1 - p_{mi})) \right\}$.

Transmit j_1, j_2, \dots, j_N by AP_1, AP_2, \dots, AP_N respectively.

Update L_1, L_2, \dots, L_N according to the outcome of transmissions (remove any of j_1, j_2, \dots, j_N from them which is successfully delivered, and shift the queues to the left to fill the gap of the removed packets). Also, remove the delivered packets from U .

$t \leftarrow t + 1$

end while

In fact, $\sum_{i=1}^M (1 - \prod_{j_m=i, 1 \leq m \leq N} (1 - p_{mi}))$ is the expected number of deliveries for a time-slot, when j_m is transmitted by AP_m . The following lemma establishes why if packets are ordered in the queues of AP 's, then for finding the subset of packets which results in maximum expected delivery for the time-slot, it is sufficient to just look at the first N elements of each queue.

Lemma 4. Suppose $[j_1 : j_N] = \arg \max_{j_1 \in L_1(1:N), \dots, j_N \in L_N(1:N)} \left\{ \sum_{i=1}^M (1 - \prod_{j_m=i, 1 \leq m \leq N} (1 - p_{mi})) \right\}$.

If $1 \geq p_{kL_k(1)} \geq p_{kL_k(2)} \geq \dots, \geq p_{kL_k(|U|)} \geq 0$ for $k \in \{1, 2, \dots, N\}$, then

$$\sum_{i=1}^M (1 - \prod_{j_m=i, 1 \leq m \leq N} (1 - p_{mi})) = \max_{j'_1, \dots, j'_N \in \{1, 2, \dots, M\}} \left\{ \sum_{i=1}^M (1 - \prod_{j'_m=i, 1 \leq m \leq N} (1 - p_{mi})) \right\}.$$

Proof: Consider the N vectors L_1, \dots, L_N , defined in Algorithm 2, where packets in each L_k , $k \in \{1, 2, \dots, N\}$ are ordered according to p_{kj} 's and in decreasing order, meaning that $1 \geq p_{kL_k(1)} \geq p_{kL_k(2)} \geq \dots, \geq p_{kL_k(M)} \geq 0$ for $k \in \{1, 2, \dots, N\}$. Suppose there is no subset of packets j_1, j_2, \dots, j_N such that each j_k is one of the first N elements of L_k , and j_1, j_2, \dots, j_N maximizes the expected deliveries over a time-slot for the set of packets $\{1, 2, \dots, M\}$. More precisely, suppose there is no j_1, j_2, \dots, j_N such that $j_k \in L_k(1 : N)$ for $k \in \{1, 2, \dots, N\}$,

and it maximizes the $\sum_{i=1}^M (1 - \prod_{j_m=i, 1 \leq m \leq N} (1 - p_{mi}))$. Consider an arbitrary j_1, j_2, \dots, j_N which maximizes the expected delivery $\sum_{i=1}^M (1 - \prod_{j_m=i, 1 \leq m \leq N} (1 - p_{mi}))$. Therefore, there is one of the j_k 's that does not belong to the first N elements of L_k . More precisely, there exists a k , $k \in \{1, 2, \dots, N\}$, for which $j_k \notin L_k(1 : N)$. Therefore, there is at least one of the first N elements of L_k which is not going to be transmitted by any AP. In other words, there must exist an l such that $l \in L_k(1 : N)$, and $l \neq j_i$ for $i \in \{1, 2, \dots, N\}$. Since, $p_{kl} > p_{kj_k}$, by serving l on AP _{k} the expected deliveries, $\sum_{i=1}^M (1 - \prod_{j_m=i, 1 \leq m \leq N} (1 - p_{mi}))$, will only increase. This contradicts the assumption that j_1, j_2, \dots, j_N produce the maximal expected number of deliveries; and therefore, $j_k \in L_k(1 : N)$ for $k \in \{1, 2, \dots, N\}$, and the proof is complete. Note that although the lemma and its proof are stated for the set of packets $\{1, 2, \dots, M\}$, they hold for any arbitrary set of packets U , too. ■

The total processing time of Algorithm 2 is $O(\tau MN^{N+1})$; since the while loop is run τ times, and finding j_1, j_2, \dots, j_N takes $O(N^N MN) = O(MN^{N+1})$.

4) *Numerical Results:* We compare the total timely throughput capacity for optimal online policies, splitting policies (C_{T^3}), and greedy heuristic (Algorithm 2).

Heuristic Algorithm 2 is not optimal in general. However, as numerical results indicate, the value provided by the greedy algorithm is quite close to the optimal value. In fact, the numerical results suggest that Algorithm 2 is a decent approximation for the optimal value.

Interestingly, as numerical results in Fig. 3(b) indicate, the throughput of offline splitting algorithm is very close to that of optimal online scheduling which is the maximum throughput over all possible policies. Hence, lifting the assumption of partitioning traffic among AP's provides marginal gain over the optimal splitting algorithm, while it requires much more coordination of ACK/NACKs. Consequently, for a system-level design, one may only focus on how to split the traffic among different AP's, and they are ensured that the solution will be near optimal.

D. Fading Channels and Rate Adaptation

Section II considered a packet erasure model for channels, and assumed that each AP can transmit one packet at a time. We extend the model to consider fading channels in order to better capture the channel physical properties. In addition, we allow each AP to allocate a portion of its available bandwidth to each client during a time-slot. This means that each AP can access

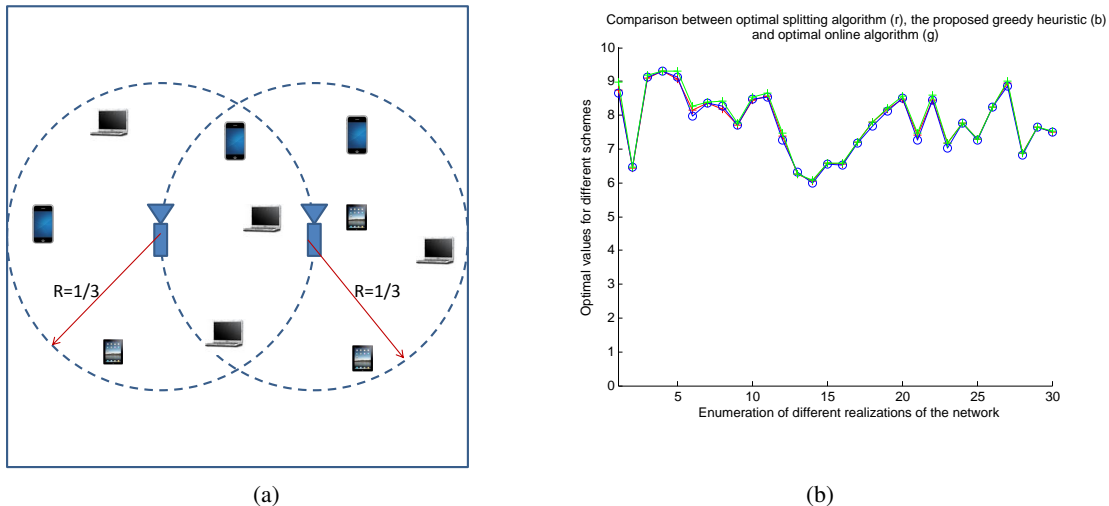


Fig. 3. (a) wireless network with two AP's with coverage radius $\frac{1}{3}$, 10 randomly and uniformly located clients in the coverage area of the AP's with channel erasure probabilities proportional to the distance, and $\tau = 15$, for 30 different realizations of the network. In (b) the red curve demonstrates the total timely throughput capacity when the scheduling is restricted to partitioning the set of packets across AP's. The green curve demonstrates the total timely throughput capacity when the splitting assumption is relaxed. The blue curve demonstrates the total timely throughput achieved by the greedy heuristic described in Algorithm 2. The curves demonstrate that (i) the greedy heuristic solution is near optimal; and (ii) very marginal capacity gain can be obtained by relaxing the partitioning assumption.

several clients simultaneously. Moreover, we allow for rate adaptation, where according to the time-frequency resource allocated to each client, a certain *reward* will be obtained.

1) *Model Setup*: Consider the network topology and time model described in Section II. In addition, for $i \in \{1, 2, \dots, N\}$, AP $_i$ has bandwidth W_i , where $W_i \in \mathbb{N}$, which means at most W_i simultaneous transmissions can occur during a time-slot by AP $_i$. On the other hand, all the bandwidth of AP $_i$ during a time-slot might be allocated to a certain client.

Define $R_j^{i_1, i_2, \dots, i_N}$ to be the total reward obtained by Rx $_j$ during an interval if it is served i_1, i_2, \dots, i_N times on AP $_1, AP_2, \dots, AP_N$, respectively. The amount of this reward is determined by the rate adaptation which is used in the AP's. Further, assume that $R_j^{i_1, i_2, \dots, i_N}$ for $j = 1, 2, \dots, M$ is a non-negative, increasing function in all dimensions i_1, i_2, \dots, i_N .

A scheduling policy η for the system allocates, possibly at random, the bandwidth of each AP to different clients in each time-slot, based on the past history of the system. Let $q_j(k)$ denote the reward obtained for client Rx $_j$ during interval k under some scheduling policy. The average reward for Rx $_j$ is defined as $q_j = \limsup_{k \rightarrow \infty} \frac{\sum_{i=1}^k q_j(i)}{k}$. The objective is to maximize $\sum_{j=1}^M q_j$,

which is the total average reward.

Remark 6. *The Relaxed Problem introduced in Section III was in fact a deterministic scheduling problem with binary rewards; i.e. either size $1/p_{ij}$ would be allocated to packet of client Rx_j in bin i , which would result in reward one (it will contribute to the objective function by setting $x_{ij} = 1$); or, it would not add to the value of the objective function at all (for $x_{ij} = 0$). Therefore, the value of $\sum_{i=1}^N \sum_{j=1}^M x_{ij}$ can be viewed as the reward resulting from a scheduling policy. Nevertheless, a more practical model for the reward is a function with input argument being the amount of time-frequency allocated to the client. Therefore, the model extension we are considering can also be viewed as a generalization of the deterministic scheduling (RP).*

A similar model has been considered in [20] for $N = 1$, where no simultaneous transmissions are allowed, i.e. the bandwidth of AP is equal to 1, and intervals for clients are not necessarily equal. They show that for checking if a set of reward requirements is feasible, it is sufficient to look at the average behavior of the system. However, when going from one AP to multiple AP's checking the average behavior is not sufficient, even when multiple simultaneous transmissions is not allowed, and all deadlines are equal. We focus on maximizing the total average reward, which is the equivalent of C_{τ^3} in our original result. To this aim, we first state the following lemma which reduces the problem to a maximization problem over an interval of length τ . Then, we show that this new maximization problem can be solved using a Dynamic Programming.

Lemma 5. *The optimization problem can be formulated as follows.*

$$\max \sum_{j=1}^M R_j^{x_{1j}, \dots, x_{Nj}} \quad s.t. \quad \sum_{j=1}^M x_{ij} \leq W_i \tau, \quad x_{ij} \in \mathbb{Z}^+ \cup \{0\}, \quad i \in [1 : N], j \in [1 : M]. \quad (24)$$

Proof: It is sufficient to show that the maximal total average reward is obtained using a policy which is implemented for all intervals; since (24) finds the maximal total reward over one interval. The proof in essence is similar to that of Lemma 1. Consider the following two observations. First, we have a finite number of possible actions to take for each interval. More specifically, since we have M clients, N AP's, and $W_i \tau$ chunks of resource in AP _{i} , total number of different possible actions for an interval is $M^{\sum_{i=1}^N \tau W_i}$. Second, each policy produces a certain reward. Among all possible policies for one interval, there is one policy \mathcal{P} with maximal total reward R^* . Hence, any sequence of policies that is implemented on the sequence of intervals

produces at most the total average reward of R^* , which is obtained by applying \mathcal{P} to all intervals. ■

2) *Dynamic Programming Solution:* In this part we use Lemma 5 to propose a DP solution to the problem. Define $OPT[m, t_1, \dots, t_N]$ to be the maximal total reward obtained when only scheduling the first m clients, with the available resource being t_1, t_2, \dots, t_N on AP_1, AP_2, \dots, AP_N , respectively. Hence, our objective is to find $OPT[M, W_1\tau, W_2\tau, \dots, W_N\tau]$.

Algorithm 3

Input $R_j^{i_1, i_2, \dots, i_N}$ for $1 \leq j \leq M, 0 \leq i_1 \leq \tau W_1, 0 \leq i_2 \leq \tau W_2, \dots, 0 \leq i_N \leq \tau W_N$.
Initialize a $[M \times (W_1\tau + 1) \times \dots \times (W_N\tau + 1)]$ array OPT .
for $m = 1, 2, \dots, M$ **do**
 for $t_1 \in [0 : \tau W_1], \dots, t_N \in [0 : \tau W_N]$ **do**
 if $m = 1$ **then**
 $OPT[m, t_1, \dots, t_N] \leftarrow R_1^{t_1, \dots, t_N};$
 else
 $OPT[m, t_1, \dots, t_N] \leftarrow \max_{0 \leq x_1 \leq t_1, \dots, 0 \leq x_N \leq t_N} \{OPT[m - 1, t_1 - x_1, \dots, t_N - x_N] + R_m^{x_1, \dots, x_N}\};$
 end if
 end for
end for
Output $OPT[M, W_1\tau, \dots, W_N\tau]$.

Theorem 5. *Algorithm 3 solves the problem of finding the maximum total average reward in $O(M\tau^{2N} \prod_{i=1}^N W_i^2)$ time.*¹

Proof: The proof contains two parts: processing time of the algorithm, and proof of correctness. Total Processing Time: there are total of $O(M\tau^N \prod_{i=1}^N W_i)$ iterations, each with computational complexity of $O(\tau^N \prod_{i=1}^N W_i)$. Therefore, the total processing time is $O(M\tau^{2N} \prod_{i=1}^N W_i^2)$, which is polynomial in the number of clients. (Also, note that the number of AP's, N , is

¹The same methodology of applying Dynamic Programming can be used to solve the problem when packets arrive at the beginning of intervals, but they have different deadlines during the interval.

typically small, around 2,3, or 4.) Proof of Correctness: The algorithm stores an $(N + 1)$ -dimensional array OPT . We use induction over the entries of the dynamic programming table, in order that the algorithm fills them in. Induction hypothesis is that $OPT[m, t_1, \dots, t_N]$ is the maximal total reward when there are only the first m clients in the system, and the available resource on AP_1, \dots, AP_N are t_1, \dots, t_N respectively. For the base case of $m = 1$ the algorithm allocates all the available resource to the first client, and the table is initialized correctly. We now check the induction step. Consider the time when $OPT[m, t_1, \dots, t_N]$ is going to be computed by the algorithm; and assume all the previous entries of the table OPT have been correctly computed. First, note that all the entries of the table that the recursive formula for finding $OPT[m, t_1, \dots, t_N]$ is referring to have already been computed in earlier steps. Second, note that the maximization in the recursive formula accounts for all the possible allocations of the resource to the m -th client, and then for each allocation it computes the maximal total reward, which is the reward using that allocation for client m plus the maximal reward for the subproblem of only having the first $m - 1$ clients, which is already computed correctly according to the induction hypothesis. ■

VII. NUMERICAL ANALYSIS

In this section we provide numerical analyses for our deterministic relaxation scheme. So, we consider a wireless network with 2 AP's, and several wireless clients that are uniformly and randomly located in the network (see Figure 4(a)). Channel from every AP to every client is an erasure channel with erasure probability which is proportional to the distance between the AP and the client. The distances in the network are normalized, and we assume that the AP's have the same coverage radius $R = \frac{1}{3}$. Therefore, the channel erasure probability is 1 for the channel between an AP and a client which is located at the distance $R \geq \frac{1}{3}$ from it. Furthermore, the distance between the two AP's is $\frac{1}{3}$.

Figure 4(b) corresponds to the case where $M = 10$ and $\tau = 15$. In each realization 10 clients are randomly located in the network. For each realization C_{T^3} is calculated. Then, the corresponding relaxed problem is solved, and the network is run for 10000 intervals under the assignments proposed by its deterministic relaxation solution. Fig 4(b) shows the comparison between the two for 30 different realizations of the network.

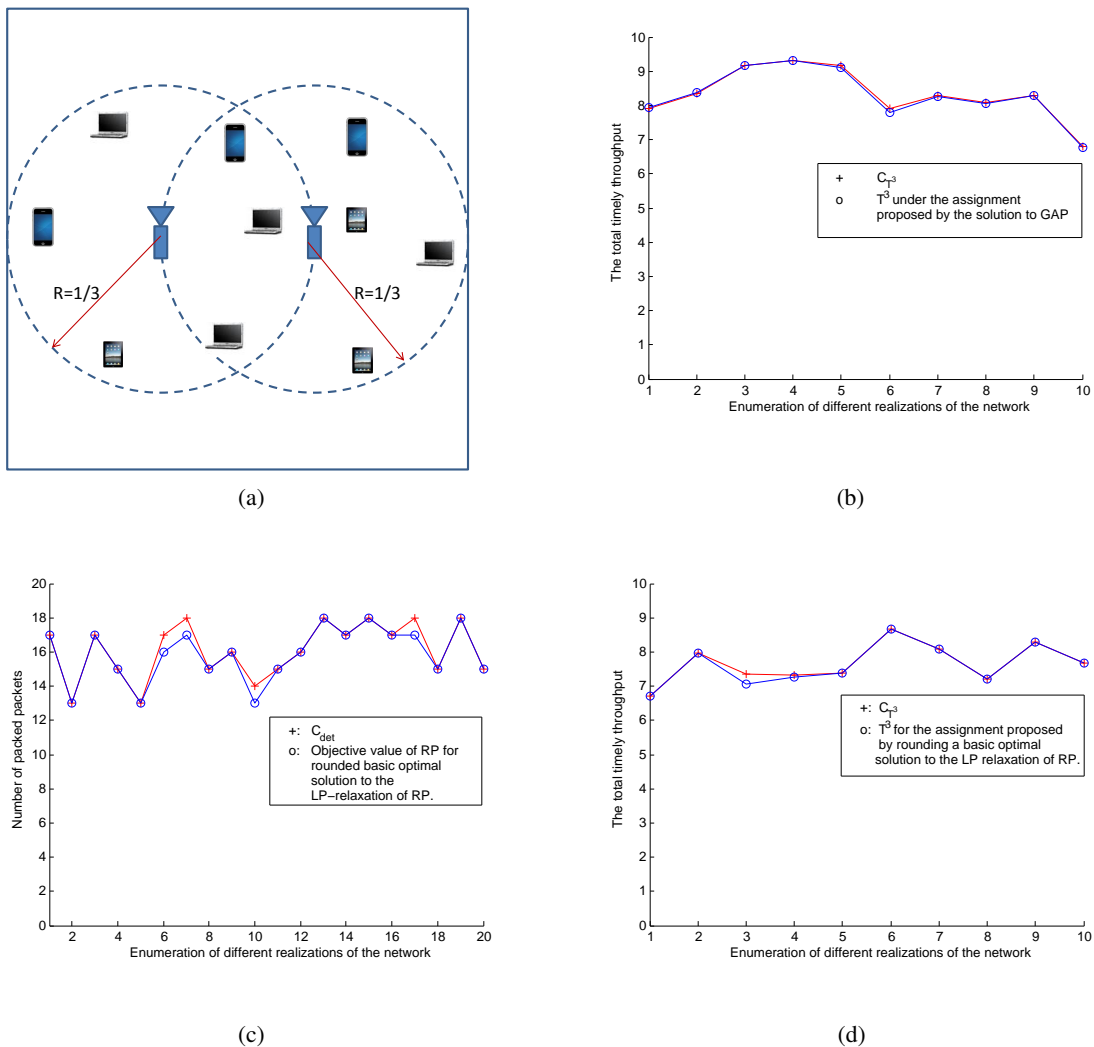


Fig. 4. Numerical Results. (a) illustrates the network configuration with two AP's with coverage radius $\frac{1}{3}$ each, M randomly and uniformly located clients in the coverage area of the AP's, and channel erasure probabilities proportional to the distances. (b) compares C_{T^3} with the T^3 resulted from the assignment proposed by (4), η_{det} , for $M = 10$, $\tau = 15$ and 10 different realizations of the network. '+' and 'o' in (b) indicate the values of C_{T^3} and $T^3(\eta_{det})$ for each realization, respectively. (c) compares C_{det} (denoted by '+') with the objective value of the rounded basic optimal solution (denoted by 'o') for $M = 20$, $\tau = 30$ and 20 different network realizations. Finally, (d) compares C_{T^3} (denoted by '+') with the T^3 resulted from the assignment proposed by Algorithm 1 (denoted by 'o') for $M = 10$, $\tau = 15$ and 10 different realizations of the network.

Figure 4(c) demonstrates how our proposed LP-rounding algorithm (Algorithm 1) performs compared to C_{det} . We consider $M = 20$ and $\tau = 30$, and 30 different realizations of network. For each realization C_{det} , and the value proposed by our approximation algorithm (Algorithm 1) are found. The result confirms the fact that our proposed algorithm performs well in approximating the optimal solution. The performance improves as the number of clients increases.

Figure 4(d) shows how far our T^3 will be from C_{T^3} if we use Algorithm 1 as the assignment

strategy for the packets, and run the network for 10000 intervals according to that assignment. In this case we have considered $M = 10$, $\tau = 15$, and 10 different instances of the network.

VIII. CONCLUSION

In this work we investigated the improvement by utilizing network heterogeneity in order to enhance the timely throughput of a wireless network. In particular, we studied the problem of maximizing total timely throughput of the downlink of a wireless network with N Access points and M clients, where each client might have access to several Access points. This problem is challenging to attack directly. However, we proposed a deterministic relaxation of the problem which is based on converting the problem to a network with deterministic delay for each link.

First, we showed that the value of the solution to the relaxed problem, C_{det} , is very close to the value of the solution to the original problem, C_{T^3} . In fact, as $C_{T^3} \rightarrow \infty$, $\frac{C_{\text{det}}}{C_{T^3}} \rightarrow 1$. Furthermore, the numerical results indicate that for networks with limited number of clients, the gap between C_{T^3} and C_{det} is very small. Second, we proposed a simple polynomial-time algorithm with additive performance guarantee of N for approximating the relaxed problem. This approximation performs well as N is for most cases between 2-4. We also extended the formulation to allow time-varying channels, real-time traffic, and weighted total timely throughput maximization, and proved similar results. In addition, we extended the model to account for fading, multiple simultaneous transmissions by Access Points, and rate adaptation. Two future directions are considering multi-hop model, and allowing different deadlines for clients.

REFERENCES

- [1] S. Lashgari and A.S. Avestimehr, "Approximating the timely throughput of heterogeneous wireless networks," *In Proc. of IEEE ISIT*, 2012.
- [2] "Cisco Visual Networking Index: Forecast and Methodology, 2010-2015," *available at www.cisco.com*, June 2011.
- [3] I-H. Hou, V. Borkar, and P.R. Kumar. A theory of QoS for wireless, "A theory of QoS for wireless," *In Proc. of IEEE INFOCOM*, 2009.
- [4] I-H. Hou, V. Borkar, and P.R. Kumar, "Admission control and scheduling for QoS guarantees for variable-bit-rate applications on wireless channels," *In Proc. of ACM MobiHoc*, 2009.
- [5] I-H. Hou and P.R. Kumar, "Scheduling heterogeneous real-time traffic over fading wireless channels," *In Proc. of IEEE INFOCOM*, 2010.
- [6] L. Tassiulas and A. Ephremides, "Dynamic server allocation to parallel queues with randomly varying connectivity," *IEEE Trans. on Information Theory*, Vol. 39, March 1993.

- [7] M. J. Neely, "Delay Analysis for Max Weight Opportunistic Scheduling in Wireless Systems," *IEEE Trans. on Automatic Control*, September 2009.
- [8] A. Dua, C.W. Chan, N. Bambos, and J. Apostolopoulos, "Channel, deadline, and distortion (CD^2) aware scheduling for video streams over wireless," *IEEE Trans. on Wireless Communications*, Vol. 9, No. 3, March 2010.
- [9] M. Agarwal and A. Puri, "Base station scheduling of requests with fixed deadlines," *In Proc. of IEEE INFOCOM*, 487 - 496 Vol.2, 2002.
- [10] M. J. Neely, "Dynamic optimization and learning for renewal systems," *In Proc. of ASILOMAR conference on signals, systems, and computers*, November 2010.
- [11] S. Shakkottai and R. Srikant, "Scheduling real-time traffic with deadlines over a wireless channel," *Wireless Networks*, Vol. 8 Issue 1, January 2002.
- [12] I-H. Hou, A. Truong, S. Chakraborty, and P.R. Kumar, "Optimality of periodwise static priority policies in real-time communications," *To appear in Proc. of CDC*, 2011.
- [13] D.D. Yao, "Dynamic scheduling via polymatroid optimization, performance evaluation of complex systems: techniques and tools, Performance," *Springer-Verlag*, 2002.
- [14] D. B. Shmoys and E. Tardos, "An approximation algorithm for the generalized assignment problem," *Mathematical Programming*, 62:461474, 1993.
- [15] C. Chekuri and S. Khanna, "A PTAS for the Multiple Knapsack Problem," *SIAM Journal on Computing*, 2005.
- [16] L. K. Fleischer, M. X. Goemans, V. S. Mirrokni and M. Sviridenko, "(Almost) Tight Approximation Algorithms for Maximizing General Assignment Problems," *Symposium on Discrete Algorithms (SODA)*, 2006.
- [17] M.A. Trick, "A Linear relaxation heuristic for the generalized assignment problem," *Naval Research Logistics*, 1992.
- [18] J.F. Benders and J.A.E.E. van Nunen, "A property of assignment type mixed integer linear programming problems," *O.R. Letters*, 2, 47-52, 1982.
- [19] K Jain, "A factor 2 approximation algorithm for the generalized Steiner network problem," *Combinatorica*, Springer, 2001.
- [20] I-Hong Hou and P.R. Kumar, "Scheduling periodic real-time tasks with heterogeneous reward requirements," *Proc. of RTSS*, 2011.
- [21] P. Stanica, "Good Lower and Upper Bounds On Binomial Coefficients," *Journal of Inequalities in Pure and Applied Mathematics*, 2001.

APPENDIX A

PROOF OF THE TIGHTNESS OF THE BOUNDS IN THEOREM 1

We prove that the upper and lower bounds given in (8) are tight. More specifically, we show that there exist N, M , and some channel success probabilities for which C_{T^3} gets arbitrarily close to $C_{\text{det}} + N$. In addition, there exist N, M , and some channel success probabilities for which $O(|C_{T^3} - C_{\text{det}}|) = O(\sqrt{NC_{\text{det}}})$.

A. Proof of the tightness of the upper bound

We show that for any given N and $0 < \epsilon < N$ there exist M, τ , and channel success probabilities such that $C_{T^3} - C_{\text{det}} = N - \epsilon$. We set $M = N\tau$, and we choose C_{det} such that $C_{\text{det}} <$

$M - N$ and $\frac{C_{\text{det}}}{N} \in \mathbb{N}$. Further, for the channel between AP_i and Rx_j we set the channel success probability $p_{ij} = \frac{C_{\text{det}} + N - \epsilon}{N\tau}$, where $i = 1, 2, \dots, N$ and $j = 1, 2, \dots, M$. Therefore, according to symmetry, both the optimal assignment which results in C_{T^3} and the optimal assignment for the relaxed problem which results in C_{det} assign τ packets to each AP . Furthermore, without loss of generality we can assume that for AP_i packets of clients $j = 1 + (i - 1)\tau, \dots, i\tau$ are assigned to AP_i . It is easy to check that the following inequalities hold for any AP_i , $i = 1, 2, \dots, N$:

$$\sum_{j=1+(i-1)\tau}^{1+(i-1)\tau+C_{\text{det}}/N} \frac{1}{p_{ij}} = \left(\frac{C_{\text{det}}}{N}\right) \left(\frac{N\tau}{C_{\text{det}} + N - \epsilon}\right) < \tau < \sum_{j=1+(i-1)\tau}^{1+(i-1)\tau+C_{\text{det}}/N+1} \frac{1}{p_{ij}}.$$

Therefore, the maximum number of packets that can be packed in the relaxed problem is C_{det} . Now, we calculate the expected number of packet deliveries: For any AP_i the expected number of successful deliveries during one interval is $\tau \left(\frac{C_{\text{det}} + N - \epsilon}{N\tau}\right) = \frac{C_{\text{det}} + N - \epsilon}{N}$. Therefore, we have $C_{\text{T}^3} = N \left(\frac{C_{\text{det}} + N - \epsilon}{N}\right) = C_{\text{det}} + N - \epsilon$. Hence, $C_{\text{T}^3} - C_{\text{det}} = N - \epsilon$.

B. Proof of the tightness of the order of the lower bound

We show that there exists a wireless network realization for which $O(|C_{\text{T}^3} - C_{\text{det}}|) = O(\sqrt{NC_{\text{det}}})$. More specifically, for a given N we show that there exist a positive constant k along with M, τ , such that $C_{\text{det}} - C_{\text{T}^3} > k\sqrt{NC_{\text{det}}}$. We choose C_{det} such that $\frac{C_{\text{det}}}{N} \in \mathbb{N}$, and we set $M = C_{\text{det}}$. In addition, we set the channel success probability $p_{ij} = p = \frac{C_{\text{det}}}{N\tau} < 1$ for some $\tau \in \mathbb{N}$, where $i = 1, 2, \dots, N$ and $j = 1, 2, \dots, M$.

Therefore, both the optimal assignment which results in C_{T^3} and the optimal assignment for the relaxed problem which results in C_{det} assign $\frac{C_{\text{det}}}{N}$ packets to each AP . It is easy to check that our chosen C_{det} is actually the solution to the relaxed problem. Now, let Y denote the number of successful deliveries for one of the AP 's. Thus, $C_{\text{T}^3} = NE[Y]$. Also, let l denote the number of packets that can be packed in a bin corresponding to a certain AP . Therefore, $l = \frac{C_{\text{det}}}{N}$, and $p = \frac{l}{\tau}$. We only need to show that there exists a constant k such that $l - E[Y] > k\sqrt{l}$. Noting

that $l = p\tau$ we have

$$\begin{aligned}
l - E[Y] &= p\tau - \left[\sum_{j=1}^l j \binom{\tau}{j} p^j (1-p)^{\tau-j} + l \sum_{j=l+1}^{\tau} \binom{\tau}{j} p^j (1-p)^{\tau-j} \right] \\
&= \sum_{j=1}^{\tau} j \binom{\tau}{j} p^j (1-p)^{\tau-j} - \left[\sum_{j=1}^l j \binom{\tau}{j} p^j (1-p)^{\tau-j} + l \sum_{j=l+1}^{\tau} \binom{\tau}{j} p^j (1-p)^{\tau-j} \right] \\
&= p\tau \sum_{j=l+1}^{\tau} \binom{\tau-1}{j-1} p^{j-1} (1-p)^{\tau-j} - l \sum_{j=l+1}^{\tau} \binom{\tau}{j} p^j (1-p)^{\tau-j} \\
&= l \left[\sum_{j=l+1}^{\tau} \binom{\tau-1}{j-1} p^{j-1} (1-p)^{\tau-j} - \sum_{j=l+1}^{\tau} \left(\binom{\tau-1}{j} + \binom{\tau-1}{j-1} \right) p^j (1-p)^{\tau-j} \right] \\
&= l \left[\sum_{j=l+1}^{\tau} \binom{\tau-1}{j-1} p^{j-1} (1-p)^{\tau-j+1} - \sum_{j=l+1}^{\tau-1} \binom{\tau-1}{j} p^j (1-p)^{\tau-j} \right] \\
&= l \binom{\tau-1}{l} p^l (1-p)^{\tau-l}.
\end{aligned}$$

Now note that $\binom{\tau-1}{l} = \frac{(\tau-1)!}{l!(\tau-1-l)!} = \frac{\tau-l}{\tau} \binom{\tau}{l} = (1-p) \binom{\tau}{l}$. Therefore, $l \binom{\tau-1}{l} p^l (1-p)^{\tau-l} = \tau \binom{\tau}{l} p^{l+1} (1-p)^{\tau-l+1}$. By Theorem 2.6 of [21] we know that for positive integers m, n, q , with $m > q \geq 1$ and $n \geq 1$

$$\binom{mn}{qn} > \frac{1}{\sqrt{2\pi}} e^{\frac{1}{12n}(\frac{1}{m} - \frac{1}{q} - \frac{1}{m-q})} n^{-\frac{1}{2}} \frac{m^{mn+\frac{1}{2}}}{(m-q)^{(m-q)n+\frac{1}{2}} q^{qn+\frac{1}{2}}}.$$

Substituting n by 1, m by τ , and q by l we get:

$$\begin{aligned}
\binom{\tau}{l} &> \frac{1}{\sqrt{2\pi}} \frac{\tau^{\tau+\frac{1}{2}}}{(\tau-l)^{(\tau-l)+\frac{1}{2}} l^{l+\frac{1}{2}}} e^{\frac{1}{12}(\frac{1}{\tau} - \frac{1}{l} - \frac{1}{\tau-l})} \\
&= \frac{1}{\sqrt{2\pi}} \frac{\tau^{\tau+\frac{1}{2}}}{(\tau(1-p))^{\tau-l+\frac{1}{2}} (p\tau)^{l+\frac{1}{2}}} e^{\frac{1}{12}(\frac{1}{\tau} - \frac{1}{l} - \frac{1}{\tau-l})} \\
&= \frac{1}{\sqrt{2\pi}} \frac{1}{\sqrt{\tau p(1-p)}} \frac{1}{p^l (1-p)^{\tau-l}} e^{\frac{1}{12}(\frac{1}{\tau} - \frac{1}{l} - \frac{1}{\tau-l})}.
\end{aligned}$$

However, $\frac{1}{\tau} - \frac{1}{l} - \frac{1}{\tau-l} > -2$. Therefore, $\binom{\tau}{l} > \frac{1}{\sqrt{2\pi}} \frac{1}{\sqrt{\tau p(1-p)}} \frac{1}{p^l (1-p)^{\tau-l}} e^{-\frac{1}{6}}$. Hence, we get

$$\begin{aligned}
l - E[Y] &= l \binom{\tau-1}{l} p^l (1-p)^{\tau-l} = \tau \binom{\tau}{l} p^{l+1} (1-p)^{\tau-l+1} \\
&> \tau \frac{1}{\sqrt{2\pi}} \frac{1}{\sqrt{\tau p(1-p)}} \frac{1}{p^l (1-p)^{\tau-l}} e^{-\frac{1}{6}} p^{l+1} (1-p)^{\tau-l+1} > e^{-\frac{1}{6}} \sqrt{\frac{1-p}{2\pi}} \sqrt{l}.
\end{aligned}$$

Thus, by setting $k = e^{-\frac{1}{6}} \sqrt{\frac{1-p}{2\pi}}$ the proof will be complete.

APPENDIX B

PROOF OF LEMMA 1

Lemma 1 states that C_{T^3} can be achieved using a greedy static scheduling policy.

Proof: The proof consists of two parts. In part A we prove that when looking at class of scheduling policies that use the same assignment of packets to AP's for all intervals, the maximal T^3 , R^* , can be achieved using a greedy static scheduling policy. In part B we prove that no policy in general can achieve any T^3 greater than R^* . Considering these two parts together, the desired result will be obtained.

A. Proving that maximal T^3 over the class of scheduling policies that use the same assignment of packets for all intervals, is achieved using a greedy static scheduling policy:

There are a total of N^M different possible ways of assigning packets to AP's for each interval. We enumerate these different assignment policies by $i = 1, 2, \dots, N^M$. For an assignment i , $i \in \{1, 2, \dots, N^M\}$, we define $R(i)$ to be the supremum of achievable total timely throughputs, given that the assignment i is used for all intervals.

Define $R^* \triangleq \max_{i \in \{1, 2, \dots, N^M\}} R(i)$. We will now prove that there is a greedy static policy which achieves R^* . It is sufficient to show that for all $i \in \{1, 2, \dots, N^M\}$ $R(i)$ can be achieved using a greedy static policy. Consider an arbitrary i , $i \in \{1, 2, \dots, N^M\}$. Since the set of packets assigned to different AP's are disjoint, and their channels are independent of each other, $R(i)$ is just the summation of supremums of timely throughputs on different AP's, when assignment i is used for all intervals.

The result in [12] states that the timely throughput region for each AP is a scaled version of a polymatroid (i.e., a polymatroid that has each of its coordinates scaled by a constant factor). Moreover, in [13] it has been shown that each of the corner points of this polytope can be achieved using a static policy. Therefore, when assignment i is used, there is a static policy which achieves $R(i)$.

Furthermore, when using a static policy, according to LLN the resulting T^3 is equal to expected number of deliveries during one interval for that static policy. So, $R(i)$ is the highest expected number of deliveries among static scheduling policies that use assignment policy i .

The following lemma implies that the highest expected number of deliveries among the static policies that use the same assignment policy is achieved by the one which serves the packets

based on their channel success probabilities, and in decreasing order. To prove this, it is sufficient to prove that for any given order if we swap the order of two adjacent clients in such a way that the client with the higher corresponding p_{ij} is prioritized higher, then the expected number of deliveries will be no less than before swapping.

Lemma 6. *Let $\tau \in \mathbb{N}$ and G_1, G_2, \dots, G_q be independent geometric random variables with parameters p_1, p_2, \dots, p_q , respectively. Suppose that $p_d < p_{d+1}$ for some $d \in \{1, 2, \dots, q-1\}$. In addition, let G'_1, G'_2, \dots, G'_q be independent geometric random variables (and independent of G_i 's) with parameters $p_1, p_2, \dots, p_{d-1}, p_{d+1}, p_d, p_{d+2}, \dots, p_q$, respectively. Then,*

$$\sum_{i=1}^q \Pr\left(\sum_{j=1}^i G_j \leq \tau\right) \leq \sum_{i=1}^q \Pr\left(\sum_{j=1}^i G'_j \leq \tau\right).$$

Proof: We have

$$\begin{aligned} \sum_{i=1}^q \Pr\left(\sum_{j=1}^i G_j \leq \tau\right) &= \sum_{i=1}^{d-1} \Pr\left(\sum_{j=1}^i G_j \leq \tau\right) + \Pr\left(\sum_{j=1}^d G_j \leq \tau\right) + \sum_{i=d+1}^q \Pr\left(\sum_{j=1}^i G_j \leq \tau\right) \\ &= \sum_{i=1}^{d-1} \Pr\left(\sum_{j=1}^i G'_j \leq \tau\right) + \Pr\left(G_d + \sum_{j=1}^{d-1} G'_j \leq \tau\right) + \sum_{i=d+1}^q \Pr\left(\sum_{j=1}^i G'_j \leq \tau\right) \\ &\stackrel{(a)}{\leq} \sum_{i=1}^{d-1} \Pr\left(\sum_{j=1}^i G'_j \leq \tau\right) + \Pr\left(G'_d + \sum_{j=1}^{d-1} G'_j \leq \tau\right) + \sum_{i=d+1}^q \Pr\left(\sum_{j=1}^i G'_j \leq \tau\right) \\ &= \sum_{i=1}^q \Pr\left(\sum_{j=1}^i G'_j \leq \tau\right), \end{aligned}$$

where (a) follows from the fact that success probability of G_d , which is p_d , is less than success probability of G'_d , which is p_{d+1} . \blacksquare

Lemma 6 implies that when serving packets of some clients on an AP, one should serve them according to their channel success probabilities, and in decreasing order in order to maximize the expected number of deliveries. This is an intuitive fact, and Lemma 6 formalizes this fact. In conclusion, R^* can be achieved by a greedy static policy.

B. Proving that no policy in general can achieve any T^3 better than R^ :*

Consider an arbitrary scheduling policy $\eta \in \mathcal{S}$ (not necessarily a static policy); we will show that $T^3(\eta) \leq R^*$. Define the variable $N_j^i(k, \eta)$ to denote the outcome for client j using assignment i on interval k , i.e. if packet of client j is delivered during interval k when scheduling policy η

and assignment i are used $N_j^i(k, \eta) = 1$; otherwise $N_j^i(k, \eta) = 0$. Moreover, define function U as a mapping which is used by η from intervals to assignment policies:

$$U : [\mathbb{N}, \mathcal{S}] \rightarrow \{1, 2, \dots, N^M\}.$$

Therefore, $U(k, \eta)$ is the assignment policy used by η for interval $k, k \in \mathbb{N}$. We call $\omega = \{U(k, \eta), N_j^i(k, \eta)\}_{k=1}^\infty$ an outcome for policy η over infinite intervals. In addition, we denote the set of all possible outcomes for policy η over infinite intervals by $\Omega(\eta)$.

In addition, define I to be the set of assignments that occur infinite times. More precisely,

$$I \triangleq \{i \in \{1, 2, \dots, N^M\} \mid \forall L \in \mathbb{N}, \exists T \in \mathbb{N} \text{ s.t. } L \leq \sum_{k=1}^T 1(U(k, \eta) = i)\}.$$

According to the definition of $\mathbb{T}^3(\eta)$ ¹ there exists a subset of $\Omega(\eta)$, denoted by A , such that $P(A) = 1$ and for all $\omega = \{U(k, \eta), N_j^i(k, \eta)\}_{k=1}^\infty$ and $\omega \in A$,

$$\mathbb{T}^3(\eta) \leq \limsup_{T \rightarrow \infty} \left(\frac{\sum_{k=1}^T \sum_{j=1}^M \sum_{i=1}^{N^M} N_j^i(k, \eta)}{T} \right).$$

Therefore, for any outcome $\omega = \{U(k, \eta), N_j^i(k, \eta)\}_{k=1}^\infty \in A$, we have

$$\begin{aligned} \mathbb{T}^3(\eta) &\leq \limsup_{T \rightarrow \infty} \left(\frac{\sum_{k=1}^T \sum_{j=1}^M \sum_{i=1}^{N^M} N_j^i(k, \eta)}{T} \right) \stackrel{(a)}{=} \limsup_{T \rightarrow \infty} \left(\frac{\sum_{k=1}^T \sum_{j=1}^M \sum_{i \in I} N_j^i(k, \eta)}{T} \right) \\ &\stackrel{(b)}{=} \limsup_{T \rightarrow \infty} \left(\sum_{i \in I} \left(\frac{\sum_{k=1}^T 1(U(k, \eta) = i)}{T} \right) \times \left(\frac{\sum_{k=1}^T \sum_{j=1}^M N_j^i(k, \eta)}{\sum_{k=1}^T 1(U(k, \eta) = i)} \right) \right), \end{aligned} \quad (25)$$

where (a) follows from the fact that the assignment i , where $i \notin I$, does not contribute to the value of limsup according to the definition of I . In addition, (b) is true because the fraction $\frac{\sum_{k=1}^T \sum_{j=1}^M \sum_{i \in I} N_j^i(k, \eta)}{\sum_{k=1}^T 1(U(k, \eta) = i)}$ is properly defined for $i \in I$ since its denominator is not zero as $T \rightarrow \infty$. The reason why the denominator is not zero as $T \rightarrow \infty$ is that there exists $r \in \mathbb{N}$ such that $\sum_{k=1}^r 1(U(k, \eta) = i) \geq 1$ for $i \in I$ according to the definition of I . This means that for $T > r$, the fraction is well-defined.

Moreover, since $\limsup_{T \rightarrow \infty} \left(\frac{\sum_{k=1}^T \sum_{j=1}^M \sum_{i \in I} N_j^i(k, \eta)}{\sum_{k=1}^T 1(U(k, \eta) = i)} \right)$ is the average number of successful deliveries for intervals for which assignment i is applied, there exists a subset of $\Omega(\eta)$, denoted

$${}^1\mathbb{T}^3(\eta) = \sup R \text{ s.t. } \limsup_{T \rightarrow \infty} \frac{\sum_{k=1}^T \sum_{j=1}^M \sum_{i=1}^{N^M} N_j^i(k, \eta)}{T} \geq R \text{ with probability 1.}$$

by B , such that $P(B) > 0$ and for all $\omega = \{U(k, \eta), N_j^i(k, \eta)\}_{k=1}^\infty$, $\omega \in B$,

$$\limsup_{T \rightarrow \infty} \left(\frac{\sum_{k=1}^T \sum_{j=1}^M N_j^i(k, \eta)}{\sum_{k=1}^T 1(U(k, \eta) = i)} \right) \leq R^*.$$

In addition, note that $P(A \cap B) = P(A) - P(A \cup B) + P(B) = P(B) > 0$, which means $A \cap B$ is not empty. Hence, using (25) there is an outcome of η , $\omega = \{U(k, \eta), N_j^i(k, \eta)\}_{k=1}^\infty$ and $\omega \in A \cap B$, for which

$$\begin{aligned} \mathsf{T}^3(\eta) &\leq \limsup_{T \rightarrow \infty} \left(\sum_{i \in I} \left(\frac{\sum_{k=1}^T 1(U(k, \eta) = i)}{T} \right) \times \left(\frac{\sum_{k=1}^T \sum_{j=1}^M N_j^i(k, \eta)}{\sum_{k=1}^T 1(U(k, \eta) = i)} \right) \right) \\ &\stackrel{(c)}{\leq} \limsup_{T \rightarrow \infty} \left(\sum_{i \in I} \frac{\sum_{k=1}^T 1(U(k, \eta) = i)}{T} \right) \times R^* \stackrel{(d)}{\leq} R^*, \end{aligned}$$

where (c) follows from the fact that for $\omega = \{U(k, \eta), N_j^i(k, \eta)\}_{k=1}^\infty$, and $\omega \in A \cap B$, $\limsup_{T \rightarrow \infty} \left(\frac{\sum_{k=1}^T \sum_{j=1}^M N_j^i(k, \eta)}{\sum_{k=1}^T 1(U(k, \eta) = i)} \right) \leq R^*$, and also using Lemma 7. Finally (d) follows from the fact that for each interval the scheduling policy can choose at most one of the N^M different possible assignments, or in other words, $\sum_{i \in I} \frac{\sum_{k=1}^T 1(U(k, \eta) = i)}{T} \leq 1$ for all $T \in \mathbb{N}$.

Therefore, for scheduling policy η , $\mathsf{T}^3(\eta) \leq R^*$. Using Part A and Part B we conclude that $C_{\mathsf{T}^3} = R^*$, and C_{T^3} can be achieved using a greedy static policy. \blacksquare

Below we provide Lemma 7 and its proof.

Lemma 7. *Suppose L is an integer, and $\{A_{1T}\}_{T=1}^\infty, \{A_{2T}\}_{T=1}^\infty, \dots, \{A_{LT}\}_{T=1}^\infty$, and $\{B_{1T}\}_{T=1}^\infty, \{B_{2T}\}_{T=1}^\infty, \dots, \{B_{LT}\}_{T=1}^\infty$ are non-negative real sequences, where $\limsup_{T \rightarrow \infty} \sum_{i=1}^L A_{iT} < \infty$, and for any $i \in \{1, 2, \dots, L\}$, $\limsup_{T \rightarrow \infty} B_{iT} \leq B$. Then,*

$$\limsup_{T \rightarrow \infty} \sum_{i=1}^L A_{iT} B_{iT} \leq \left(\limsup_{T \rightarrow \infty} \sum_{i=1}^L A_{iT} \right) \times B.$$

Proof: Consider an arbitrary $\epsilon > 0$. Since $\forall i \in \{1, 2, \dots, L\}$ $\limsup_{T \rightarrow \infty} B_{iT} \leq B$,

$$\exists M \in \mathbb{N}, \quad \text{s.t.} \quad \forall i \in \{1, 2, \dots, L\}, T \geq M \quad B_{iT} \leq B + \epsilon.$$

Therefore, for all $r \geq M$ we will have $\sup_{T \geq r} \sum_{i=1}^L A_{iT} B_{iT} \leq \sup_{T \geq r} \sum_{i=1}^L A_{iT} (B + \epsilon)$. Hence, $\lim_{r \rightarrow \infty} \sup_{T \geq r} \sum_{i=1}^L A_{iT} B_{iT} \leq (B + \epsilon) \lim_{r \rightarrow \infty} \sup_{T \geq r} \sum_{i=1}^L A_{iT}$. Since the inequality is true for any $\epsilon > 0$, we have $\limsup_{T \rightarrow \infty} \sum_{i=1}^L A_{iT} B_{iT} \leq \left(\limsup_{T \rightarrow \infty} \sum_{i=1}^L A_{iT} \right) \times B$. \blacksquare

¹This is true because if $\limsup_{T \rightarrow \infty} \left(\frac{\sum_{k=1}^T \sum_{j=1}^M N_j^i(k, \eta)}{\sum_{k=1}^T 1(U(k, \eta) = i)} \right) > R^*$ with probability 1, then we have a scheduling policy which uses the same assignment policy for all intervals, and achieves a T^3 which is strictly greater than R^* which is not possible according to the result in part A of the proof.

APPENDIX C

PROOF OF LEMMA 2

For $l = 0$, we have $p_i < \frac{1}{\tau}$, for $i = 1, 2, \dots, q$. Therefore, $E[Y]$ in this case is less than that of the case in which $p_1 = p_2 = \dots = p_q = \frac{1}{\tau}$. On the other hand, for $p_1 = p_2 = \dots = p_q = \frac{1}{\tau}$ $E[Y] \leq \tau \times \frac{1}{\tau} = 1$. Hence, the statement is true for $l = 0$. Now, suppose that $l > 0$. We know that $l = \max \hat{l}$ s.t. $\sum_{i=1}^{\hat{l}} 1/p_i \leq \tau$. Therefore, we have

$$\sum_{i=1}^l \frac{1}{p_i} \leq \tau < \sum_{i=1}^{l+1} \frac{1}{p_i}.$$

We will show that $E[Y]$ can be at most $l + 1$. Without loss of generality we can omit p_i 's that are equal to zero; because by omitting them neither of $E[Y]$ nor l change, and $E[Y] - l$ would remain the same. So, we suppose that $1 \geq p_1 \geq p_2 \geq \dots \geq p_q > 0$. It is sufficient to prove the lemma for the case of $q = \tau$; because if we have less than τ geometric random variables, $E[Y]$ will be less. On the other hand, we do not need to consider the case $q > \tau$; since for $i > \tau$, $\Pr(\sum_{j=1}^i G_j \leq \tau) = 0$. Therefore, we suppose that $q = \tau$.

Let $X_l = \sum_{i=1}^l G_i$, where $G_i = \text{Geom}(p_i)$. By this notation we have:

$$\Pr(X_l > \tau) = \sum_{i=0}^{l-1} \Pr(Y = i).$$

Now we write down the expression for $E[Y]$:

$$E[Y] = \sum_{i=0}^{l-1} i \Pr(Y = i) + \sum_{t=l}^{\tau} \Pr(X_l = t) \left(\sum_{i=l}^{\tau} i \Pr(Y = i | X_l = t) \right).^1 \quad (26)$$

Since $1 \geq p_l \geq p_{l+1} \geq \dots \geq p_{\tau} > 0$, $E[Y]$ is less than the case where $p_l = p_{l+1} = \dots = p_{\tau}$, although l remains the same. So it is sufficient to prove Theorem 1 for the case where $p_l = p_{l+1} = \dots = p_{\tau}$. For $t \leq \tau$ if we set $p_l = p_{l+1} = \dots = p_{\tau}$ we have

$$\sum_{i=l}^{\tau} i \Pr(Y = i | X_l = t) = E[Y | X_l = t] = l + (\tau - t)p_l. \quad (27)$$

Therefore, by using (26) and (27) we have

$$\begin{aligned} E[Y] &= \sum_{i=0}^{l-1} i \Pr(Y = i) + \sum_{t=l}^{\tau} (l + p_l(\tau - t)) \Pr(X_l = t) \\ &= \sum_{i=0}^{l-1} i \Pr(Y = i) + (l + p_l \tau)(1 - \Pr(X_l > \tau)) - p_l \left[\sum_{t=l}^{\infty} t \Pr(X_l = t) - \sum_{t=\tau+1}^{\infty} t \Pr(X_l = t) \right] \end{aligned}$$

¹Note that the summation on t here is from l to τ ; since for $0 \leq t < l$, $\Pr(X_l = t) = 0$.

$$\begin{aligned}
&= \sum_{i=0}^{l-1} i \Pr(Y = i) + (l + p_l \tau) - (l + p_l \tau) \sum_{i=0}^{l-1} \Pr(Y = i) - p_l \sum_{i=1}^l \frac{1}{p_i} + p_l \sum_{t=\tau+1}^{\infty} t \Pr(X_l = t) \\
&= \sum_{i=0}^{l-1} (i - l - p_l \tau) \Pr(Y = i) + (l + p_l (\tau - \sum_{i=1}^l \frac{1}{p_i})) + p_l \sum_{t=\tau+1}^{\infty} t \Pr(X_l = t) \\
&\stackrel{(a)}{<} \sum_{i=0}^{l-1} (i - l - p_l \tau) \Pr(Y = i) + l + 1 + p_l \sum_{t=\tau+1}^{\infty} t \Pr(X_l = t), \tag{28}
\end{aligned}$$

where the last inequality (a) follows from $\tau < \sum_{i=1}^{l+1} \frac{1}{p_i}$ and the assumption that $p_{l+1} = p_l$. Now, we only need to rewrite $p_l \sum_{t=\tau+1}^{\infty} t \Pr(X_l = t)$ in terms of Y . For $t > \tau$ we have

$$\Pr(X_l = t) = \sum_{i=0}^{l-1} \Pr(X_l = t | Y = i) \Pr(Y = i).$$

Therefore,

$$\begin{aligned}
\sum_{t=\tau+1}^{\infty} t \Pr(X_l = t) &= \sum_{t=\tau+1}^{\infty} t \left(\sum_{i=0}^{l-1} \Pr(X_l = t | Y = i) \Pr(Y = i) \right) \\
&= \sum_{i=0}^{l-1} \Pr(Y = i) \left(\sum_{t=\tau+1}^{\infty} t \Pr(X_l = t | Y = i) \right).
\end{aligned}$$

But due to memoryless property of geometric distribution, we know that

$$\begin{aligned}
\sum_{t=\tau+1}^{\infty} (t - \tau) \Pr(X_l = t | Y = i) &= \sum_{t=\tau+1}^{\infty} (t - \tau) \Pr\left(\sum_{j=i+1}^l G_j = t - \tau\right) \\
&= \sum_{t=1}^{\infty} t \Pr\left(\sum_{j=i+1}^l G_j = t\right) = \sum_{j=i+1}^l \frac{1}{p_j}, \quad \forall i \leq l-1.
\end{aligned}$$

Therefore, $\sum_{t=\tau+1}^{\infty} t \Pr(X_l = t | Y = i) = \tau + \sum_{j=i+1}^l \frac{1}{p_j}$. Hence,

$$p_l \sum_{t=\tau+1}^{\infty} t \Pr(X_l = t) = \sum_{i=0}^{l-1} \Pr(Y = i) \left(p_l \tau + \sum_{j=i+1}^l \frac{p_l}{p_j} \right). \tag{29}$$

Substituting (29) into (28) we get

$$\begin{aligned}
E[Y] &< \sum_{i=0}^{l-1} (i - l - p_l \tau) \Pr(Y = i) + l + 1 + \sum_{i=0}^{l-1} \Pr(Y = i) \left(p_l \tau + \sum_{j=i+1}^l \frac{p_l}{p_j} \right) \\
&= l + 1 + \sum_{i=0}^{l-1} \Pr(Y = i) \left(i - l - p_l \tau + p_l \tau + \sum_{j=i+1}^l \frac{p_l}{p_j} \right) \leq l + 1,
\end{aligned}$$

where the last inequality follows from the fact that $\forall j \in \{i+1, \dots, l\} \quad p_l \leq p_j$.

APPENDIX D

PROOF OF LEMMA 3

We will show that $E[Y] > l - 2\sqrt{l + \frac{1}{4}}$. It is sufficient to prove Lemma 3 for $q = l$; because for $q > l$, $E[Y]$ would only increase. On the other hand, q cannot be less than l according to the assumption $l = \max \hat{l}$ s.t. $\sum_{i=1}^{\hat{l}} 1/p_i \leq \tau$. Therefore, from now on we suppose $q = l$. By our notation we have

$$\Pr\left(\sum_{j=1}^i G_j > \tau\right) = \sum_{j=0}^{i-1} \Pr(Y = j), \quad i = 1, 2, \dots, l. \quad (30)$$

We now bound $l - E[Y]$ from above.

$$\begin{aligned} l - E[Y] &= l - \sum_{i=1}^l \Pr(Y \geq i) = \sum_{i=1}^l (1 - \Pr(Y \geq i)) = \sum_{i=1}^l \Pr(Y < i) \\ &\stackrel{(a)}{=} \sum_{i=1}^l \Pr\left(\sum_{j=1}^i G_j > \tau\right) \stackrel{(b)}{\leq} \sum_{i=1}^l \Pr\left(\sum_{j=1}^i G_j > \sum_{j=1}^i \frac{1}{p_j}\right) \\ &\leq 1 + \sum_{i=1}^{l-1} \Pr\left(\left|\sum_{j=1}^i \left(G_j - \frac{1}{p_j}\right)\right| > \sum_{j=i+1}^l \frac{1}{p_j}\right) \\ &\stackrel{(c)}{\leq} 1 + \sum_{i=1}^{l-1} \min\left(1, \frac{\text{var}\left(\sum_{j=1}^i G_j\right)}{\left(\sum_{j=i+1}^l \frac{1}{p_j}\right)^2}\right) \stackrel{(d)}{\leq} 1 + \sum_{i=1}^{l-1} \min\left(1, \frac{\sum_{j=1}^i \frac{1}{p_j^2}}{\left(\sum_{j=i+1}^l \frac{1}{p_j}\right)^2}\right), \end{aligned}$$

where (a) follows from (30); (b) follows from $\sum_{i=1}^l 1/p_i \leq \tau$; (c) follows from Chebyshev's inequality, where $\text{var}(\sum_{j=1}^i G_j)$ is the variance of the random variable $\sum_{j=1}^i G_j$; and (d) follows due to independence of G_i 's, which results in $\text{var}(\sum_{j=1}^i G_j) = \sum_{j=1}^i \text{var}(G_j) = \sum_{j=1}^i \frac{1-p_j}{p_j^2} < \sum_{j=1}^i \frac{1}{p_j^2}$, $i = 1, 2, \dots, l$. But since $p_1 \geq p_2 \geq \dots \geq p_l$, we have $\sum_{j=1}^i \frac{1}{p_j^2} \leq \frac{i}{p_i^2}$ and $\left(\sum_{j=i+1}^l \frac{1}{p_j}\right)^2 \geq \left(\frac{l-i}{p_i}\right)^2$. Therefore,

$$l - E[Y] \leq 1 + \sum_{i=1}^{l-1} \min\left(1, \frac{\frac{i}{p_i^2}}{\left(\frac{l-i}{p_i}\right)^2}\right) = 1 + \sum_{i=1}^{l-1} \min\left(1, \frac{i}{(l-i)^2}\right). \quad (31)$$

Hence, by (31) and applying Lemma 8 the proof of Lemma 3 will be complete.

Lemma 8. Assume $l \in \mathbb{N}$, and $l > 1$. Then, $1 + \sum_{i=1}^{l-1} \min\left(1, \frac{i}{(l-i)^2}\right) < 2\sqrt{l + \frac{1}{4}}$.

Proof: For $l < 18$ the statement of the Lemma can be verified numerically. Therefore, suppose that $l \geq 18$. Let $f(i) \triangleq \frac{i}{(l-i)^2}$, for $i \in \mathbb{N}$, $1 \leq i \leq l-1$; and consider the following three observations regarding the function $f(\cdot)$:

- 1) $f(i)$ increases as i increases for $i \in \mathbb{N}, 1 \leq i \leq l-1$.
- 2) $f(1) = \frac{1}{(l-1)^2} < 1$.
- 3) $f(l-1) = \frac{l-1}{1} > 1$.

Therefore, $\exists m \in \mathbb{N}, 1 \leq m < l-1$ such that

$$\frac{m}{(l-m)^2} \leq 1 < \frac{m+1}{(l-(m+1))^2}. \quad (32)$$

Note that $m \neq l-1$, because $\frac{l-1}{(l-(l-1))^2} > 1$. We rewrite the inequalities in (32) as

$$l - \sqrt{l + \frac{1}{4}} - \frac{1}{2} < m \leq l - \sqrt{l + \frac{1}{4}} + \frac{1}{2}. \quad (33)$$

In addition,

$$1 + \sum_{i=1}^{l-1} \min\left(1, \frac{i}{(l-i)^2}\right) = 1 + \sum_{i=1}^m \min\left(1, \frac{i}{(l-i)^2}\right) + \sum_{i=m+1}^{l-1} \min\left(1, \frac{i}{(l-i)^2}\right).$$

But from (32) and the fact that $f(i) = \frac{i}{(l-i)^2}$ increases by increase of i , we have

$$\begin{aligned} 1 + \sum_{i=1}^{l-1} \min\left(1, \frac{i}{(l-i)^2}\right) &= 1 + \sum_{i=1}^m \frac{i}{(l-i)^2} + (l-1-m) = l-m + \sum_{j=l-m}^{l-1} \frac{l-j}{j^2} \\ &< l-m + \sum_{j=l-m}^{l-1} \frac{l-j}{j(j-1)} = l-m + \sum_{j=l-m}^{l-1} \left(\frac{l-j}{j-1} - \frac{l-j}{j}\right) = l-m + \frac{m}{l-m-1} - \sum_{j=l-m}^{l-1} \frac{1}{j} \\ &\stackrel{(a)}{<} l-m + \frac{m}{l-m-1} - \frac{m}{l-\frac{m+1}{2}} = l-m + \frac{m(m+1)}{(l-m-1)(l-m+l-1)} \\ &\stackrel{(b)}{<} \left(\sqrt{l + \frac{1}{4}} + \frac{1}{2}\right) + \frac{(l - \sqrt{l + \frac{1}{4}} + \frac{1}{2})(l - \sqrt{l + \frac{1}{4}} + \frac{3}{2})}{(\sqrt{l + \frac{1}{4}} - \frac{3}{2})(l + \sqrt{l + \frac{1}{4}} - \frac{3}{2})} \\ &= \left(\sqrt{l + \frac{1}{4}} + \frac{1}{2}\right) + \left(\sqrt{l + \frac{1}{4}} - \frac{3}{2} + \frac{5l - 9\sqrt{l + \frac{1}{4}} + \frac{11}{2}}{(\sqrt{l + \frac{1}{4}} - \frac{3}{2})(l + \sqrt{l + \frac{1}{4}} - \frac{3}{2})}\right) \\ &= 2\sqrt{l + \frac{1}{4}} + \frac{-l\sqrt{l + \frac{1}{4}} + \frac{11}{2}l - 6\sqrt{l + \frac{1}{4}} + 3}{(\sqrt{l + \frac{1}{4}} - \frac{3}{2})(l + \sqrt{l + \frac{1}{4}} - \frac{3}{2})}, \end{aligned} \quad (34)$$

where (a) follows from the Cauchy-Schwarz inequality; and (b) follows from (33). For $l \geq 18$ the term $\frac{-l\sqrt{l + \frac{1}{4}} + \frac{11}{2}l - 6\sqrt{l + \frac{1}{4}} + 3}{(\sqrt{l + \frac{1}{4}} - \frac{3}{2})(l + \sqrt{l + \frac{1}{4}} - \frac{3}{2})}$ in (34) is less than zero. Therefore, the statement of Lemma 8 is true for all $l > 1, l \in \mathbb{N}$. ■

APPENDIX E

PROOF OF COROLLARY 1

Let $\vec{\Pi}^*$ denote the partition (assignment) chosen by the optimal greedy static scheduling policy $\eta_{g\text{-static}}^*$. Therefore, we have $\|\vec{R}(\eta_{g\text{-static}}^*)\|_1 = C_{T^3}$. Furthermore, consider an assignment, denoted by $\vec{\Pi}_{det}$, which maximizes the objective function in (4). Let $\eta_{g\text{-static}}^{det}$ denote the greedy static scheduling policy which corresponds to $\vec{\Pi}_{det}$. Further, let $\|\vec{R}_{det}(\eta_{static})\|_1$ designate the maximum number of objects that can be packed in the RP in (4) when a static scheduling policy η_{static} is implemented. Therefore, $\|\vec{R}_{det}(\eta_{g\text{-static}}^{det})\|_1 = C_{det}$, since $\|\vec{R}_{det}(\eta_{g\text{-static}}^{det})\|_1$ is the value of the objective function in (4) when the assignment is dictated by $\eta_{g\text{-static}}^{det}$. The right part of the inequality in Corollary 1 in (9) is trivial since C_{T^3} is the optimal T^3 achievable under any scheduling policy. So we only need to prove the left part of the inequality in (9). Using a similar argument as the one in part B of Section IV, and by applying Cauchy-Schwarz inequality, we get

$$\|\vec{R}(\eta_{g\text{-static}}^{det})\|_1 \geq \|\vec{R}_{det}(\eta_{g\text{-static}}^{det})\|_1 - 2\sqrt{N(\|\vec{R}_{det}(\eta_{g\text{-static}}^{det})\|_1 + \frac{N}{4})}. \quad (35)$$

Now consider the function $g(\cdot)$ defined as follows: $g(x) \triangleq x - 2\sqrt{N(x + \frac{N}{4})}$, $x \in \mathbb{R}$.

So, $g(x)$ is strictly increasing for $x > \frac{3N}{4}$. On the other hand, we know that

$$C_{det} = \|\vec{R}_{det}(\eta_{g\text{-static}}^{det})\|_1 \geq \|\vec{R}_{det}(\eta_{g\text{-static}}^*)\|_1 \geq \|\vec{R}(\eta_{g\text{-static}}^*)\|_1 - N = C_{T^3} - N, \quad (36)$$

where the right inequality follows from Theorem 1. By $g(x)$ being an increasing function of x and (36) we get

$$\|\vec{R}_{det}(\eta_{g\text{-static}}^{det})\|_1 - 2\sqrt{N(\|\vec{R}_{det}(\eta_{g\text{-static}}^{det})\|_1 + \frac{N}{4})} \geq C_{T^3} - N - 2\sqrt{N(C_{T^3} - \frac{3N}{4})}. \quad (37)$$

Hence, by (35) and (37) we get $\|\vec{R}(\eta_{g\text{-static}}^{det})\|_1 \geq C_{T^3} - N - 2\sqrt{N(C_{T^3} - \frac{3N}{4})}$.

APPENDIX F

PROOF OF THEOREM 4

By the same argument as in proof of Lemma 1, $C_{w\text{-}T^3}$ can be achieved by a static scheduling policy. Therefore, by LLN, to achieve $C_{w\text{-}T^3}$, it is sufficient to find the assignment and ordering which provide the highest expected weighted delivery for one interval. First, we show that for a given assignment $\vec{\Pi} = [\mathcal{I}_1, \mathcal{I}_2, \dots, \mathcal{I}_N]$ the optimal ordering of the packets of clients assigned to AP_i is according to the order of $\omega_j p_{ij}$, $j \in \mathcal{I}_i$. To do so, it is sufficient to prove that for any

given order of the clients if we swap two adjacent clients such that the client with higher $\omega_j p_j$ is prioritized higher, then the expected weighted delivery will be no less than before swapping. The following lemma formally states this fact.

Lemma 9. *Let $\tau, q \in \mathbb{N}$, and $\omega_1, \omega_2, \dots, \omega_q \in \mathbb{R}$. Also, for some $d \in \{1, 2, \dots, q-1\}$, let $\omega'_i = \omega_i$, for $1 \leq i < d$ and $d+1 < i \leq q$; and $\omega'_d = \omega_{d+1}$, $\omega'_{d+1} = \omega_d$. Further, let G_1, G_2, \dots, G_q be independent geometric random variables with parameters p_1, p_2, \dots, p_q , respectively. Suppose that $\omega_d p_d < \omega_{d+1} p_{d+1}$. In addition, let G'_1, G'_2, \dots, G'_q be independent geometric random variables, independent of G_i 's, with parameters $p_1, p_2, \dots, p_{d-1}, p_{d+1}, p_d, p_{d+2}, \dots, p_q$, respectively. Then,*

$$\sum_{i=1}^q \omega_i \Pr\left(\sum_{j=1}^i G_j \leq \tau\right) \leq \sum_{i=1}^q \omega'_i \Pr\left(\sum_{j=1}^i G'_j \leq \tau\right).$$

Proof: Let $A = \sum_{i=1}^q \omega_i \Pr(\sum_{j=1}^i G_j \leq \tau)$, and $B = \sum_{i=1}^q \omega'_i \Pr(\sum_{j=1}^i G'_j \leq \tau)$. Then,

$$\begin{aligned} B - A &= \sum_{i=1}^{d-1} \omega'_i \Pr\left(\sum_{j=1}^i G'_j \leq \tau\right) + \omega'_d \Pr\left(\sum_{j=1}^d G'_j \leq \tau\right) + \omega'_{d+1} \Pr\left(\sum_{j=1}^{d+1} G'_j \leq \tau\right) \\ &\quad + \sum_{i=d+2}^q \omega'_i \Pr\left(\sum_{j=1}^i G'_j \leq \tau\right) - \sum_{i=1}^{d-1} \omega_i \Pr\left(\sum_{j=1}^i G_j \leq \tau\right) - \omega_d \Pr\left(\sum_{j=1}^d G_j \leq \tau\right) \\ &\quad - \omega_{d+1} \Pr\left(\sum_{j=1}^{d+1} G_j \leq \tau\right) - \sum_{i=d+2}^q \omega_i \Pr\left(\sum_{j=1}^i G_j \leq \tau\right) \\ &= \omega'_d \Pr\left(\sum_{j=1}^d G'_j \leq \tau\right) + \omega'_{d+1} \Pr\left(\sum_{j=1}^{d+1} G'_j \leq \tau\right) - \omega_d \Pr\left(\sum_{j=1}^d G_j \leq \tau\right) \\ &\quad - \omega_{d+1} \Pr\left(\sum_{j=1}^{d+1} G_j \leq \tau\right) \\ &= \sum_{t=1}^{\tau} \Pr\left(\sum_{j=1}^{d-1} G'_j = t\right) [\omega'_d \Pr(G'_d \leq \tau - t) + \omega'_{d+1} \Pr(G'_d + G'_{d+1} \leq \tau - t)] \\ &\quad - \sum_{t=1}^{\tau} \Pr\left(\sum_{j=1}^{d-1} G_j = t\right) [\omega_d \Pr(G_d \leq \tau - t) + \omega_{d+1} \Pr(G_d + G_{d+1} \leq \tau - t)] \\ &= \sum_{t=1}^{\tau} \Pr\left(\sum_{j=1}^{d-1} G_j = t\right) [\omega'_d \Pr(G'_d \leq \tau - t) + \omega'_{d+1} \Pr(G'_d + G'_{d+1} \leq \tau - t) \\ &\quad - \omega_d \Pr(G_d \leq \tau - t) - \omega_{d+1} \Pr(G_d + G_{d+1} \leq \tau - t)]. \end{aligned}$$

Therefore, it is sufficient to show that for all $t \in \mathbb{N}$,

$$\omega'_d \Pr(G'_d \leq t) + \omega'_{d+1} \Pr(G'_d + G'_{d+1} \leq t) - \omega_d \Pr(G_d \leq t) - \omega_{d+1} \Pr(G_d + G_{d+1} \leq t) \geq 0.$$

Note that

- $\omega'_d = \omega_{d+1}$, and $\omega'_{d+1} = \omega_d$.
- $\Pr(G'_d \leq t) = 1 - (1 - p_{d+1})^t$, and $\Pr(G_d \leq t) = 1 - (1 - p_d)^t$.
- $\Pr(G_d + G_{d+1} \leq t) = \Pr(G'_d + G'_{d+1} \leq t) = 1 - \frac{p_d(1-p_{d+1})^t - p_{d+1}(1-p_d)^t}{p_d - p_{d+1}}$.

Therefore,

$$\omega'_d \Pr(G'_d \leq t) + \omega'_{d+1} \Pr(G'_d + G'_{d+1} \leq t) - \omega_d \Pr(G_d \leq t) - \omega_{d+1} \Pr(G_d + G_{d+1} \leq t) \quad (38)$$

$$= (\omega_{d+1}p_{d+1} - \omega_d p_d) \left(\frac{(1 - p_{d+1})^t - (1 - p_d)^t}{p_d - p_{d+1}} \right) > 0, \quad t \in \mathbb{N}, \quad (39)$$

where the inequality follows from the assumption that $\omega_{d+1}p_{d+1} - \omega_d p_d > 0$. ■

A. Proof of $C_{w-T^3} < C_{w-det} + N\omega_{max}$

We follow the same line of proof as in Section IV. Since C_{w-T^3} can be achieved using a static scheduling policy which uses ordering according to $\omega_j p_j$'s, it is sufficient to show that for any static scheduling policy $\eta_{wg-static}$ which uses its corresponding optimal ordering we have $w-T^3(\eta_{wg-static}) < C_{w-det} + N\omega_{max}$. Suppose an arbitrary static scheduling policy $\eta_{wg-static}$ with the corresponding partition $\vec{\mathcal{I}}_{wg-static} = [\mathcal{I}_1, \mathcal{I}_2, \dots, \mathcal{I}_N]$, which uses the optimal ordering is implemented. By (20) we know that $w-T^3(\eta_{wg-static}) = \sum_{j=1}^M \omega_j R_j(\eta_{wg-static})$. On the other hand for $j \in [1 : M]$, by (1) we have $R_j(\eta_{wg-static}) = \limsup_{r \rightarrow \infty} \frac{\sum_{k=1}^r N_j(k, \eta_{wg-static})}{r}$. For $i \in [1 : N]$ define $Y_i \triangleq \sum_{j \in \mathcal{I}_i} N_j(1, \eta_{wg-static})$ and $q_i \triangleq |\mathcal{I}_i|$. Denote the enumeration of clients assigned to \mathbf{AP}_i by $\{\mathcal{I}_i(1), \mathcal{I}_i(2), \dots, \mathcal{I}_i(q_i)\}$, where the enumeration is according to the optimal ordering for the weighted case. Since a static scheduling policy is implemented and channels are i.i.d over time, by LLN we have

$$R_{\mathcal{I}_i(j)}(\eta_{wg-static}) = \limsup_{r \rightarrow \infty} \frac{\sum_{k=1}^r N_{\mathcal{I}_i(j)}(k, \eta_{wg-static})}{r} = \Pr(Y_i \geq j), \quad 1 \leq j \leq q_i, \quad 1 \leq i \leq N.$$

Therefore, it is easy to see that $w-T^3(\eta_{wg-static}) = \sum_{i=1}^N \sum_{j=1}^{q_i} (\sum_{k=1}^j \omega_{\mathcal{I}_i(k)}) \Pr(Y_i = j)$. Let G_{ij} be a geometric random variable with parameter p_{ij} , $i \in [1 : N]$, $j \in [1 : M]$. Then, for $i \in [1 : N]$, $1 \leq k \leq q_i$, $Y_i = \max_{k} k$ s.t. $\sum_{j=1}^k G_{i\mathcal{I}_i(j)} \leq \tau$, since $\eta_{wg-static}$ persistently sends a packet

until it is delivered, or the interval is over. The following lemma, which is the generalized version of Lemma 2, relates l_i and ω_j 's to Y_i .

Lemma 10. *Let $1 \leq \omega_1, \omega_2, \dots, \omega_q \leq \omega_{max}$ for some $\omega_{max} \in \mathbb{R}$. Also, let $\tau \in \mathbb{N}$ and G_1, G_2, \dots, G_q be independent geometric random variables with parameters p_1, p_2, \dots, p_q respectively, such that $\omega_1 p_1 \geq \omega_2 p_2 \geq \dots \geq \omega_q p_q \geq 0$. Also define $l \triangleq \max \hat{l}$ s.t. $\sum_{i=1}^{\hat{l}} 1/p_i \leq \tau$, and $Y \triangleq \max i$ s.t. $\sum_{j=1}^i G_j \leq \tau$, $i \in \{1, 2, \dots, q\}$. Then, we have $\sum_{i=1}^q (\sum_{j=1}^i \omega_j) \Pr(Y = i) < \sum_{j=1}^l \omega_j + \omega_{max}$.*

Proof: Suppose that $l > 0$ (for $l = 0$ the proof is straightforward). We have

$$\sum_{i=1}^l \frac{1}{p_i} \leq \tau < \sum_{i=1}^{l+1} \frac{1}{p_i}. \quad (40)$$

Without loss of generality we can omit p_i 's that are equal to zero and assume $0 < p_1, p_2, \dots, p_q \leq 1$. Furthermore, according to the same argument as in proof of Theorem 1, it is sufficient to prove the lemma for the case of $q = \tau$. Let $X_l = \sum_{i=1}^l G_i$, where $G_i = \text{Geom}(p_i)$. We have

$$\begin{aligned} \sum_{i=1}^{\tau} (\sum_{j=1}^i \omega_j) \Pr(Y = i) &= \sum_{j=1}^{l-1} (\sum_{j=1}^i \omega_j) \Pr(Y = i) \\ &+ \sum_{t=1}^{\tau} \Pr(X_l = t) (\sum_{i=l}^{\tau} (\sum_{j=1}^i \omega_j) \Pr(Y = i | X_l = t)) \end{aligned}$$

However, since $\omega_{max} \geq \omega_l p_l \geq \omega_{l+1} p_{l+1} \geq \dots \geq \omega_{\tau} p_{\tau} > 0$, $\sum_{i=1}^{\tau} (\sum_{j=1}^i \omega_j) \Pr(Y = i)$ is less than the case where $\omega_l p_l = \omega_{l+1} p_{l+1} = \dots = \omega_{\tau} p_{\tau}$. With a similar argument as in the proof of Theorem 1 we get

$$\begin{aligned} \sum_{i=1}^{\tau} (\sum_{j=1}^i \omega_j) \Pr(Y = i) &\leq \sum_{i=1}^{l-1} (\sum_{j=1}^i \omega_j) \Pr(Y = i) + \sum_{t=1}^{\tau} (\sum_{j=1}^l \omega_j + \omega_l p_l (\tau - t)) \Pr(X_l = t) \\ &= \sum_{i=1}^{l-1} (\sum_{j=1}^i \omega_j) \Pr(Y = i) + (\sum_{j=1}^l \omega_j + \omega_l p_l \tau) (1 - \Pr(X_l > \tau)) \\ &- \omega_l p_l \left[\sum_{t=1}^{\infty} t \Pr(X_l = t) - \sum_{t=\tau+1}^{\infty} t \Pr(X_l = t) \right] = \sum_{i=1}^{l-1} (\sum_{j=1}^i \omega_j) \Pr(Y = i) + (\sum_{j=1}^l \omega_j + \omega_l p_l \tau) \\ &- (\sum_{j=1}^l \omega_j + \omega_l p_l \tau) \sum_{i=0}^{l-1} \Pr(Y = i) - \omega_l p_l \sum_{i=1}^l \frac{1}{p_i} + \omega_l p_l \sum_{t=\tau+1}^{\infty} t \Pr(X_l = t) \end{aligned}$$

$$\begin{aligned}
&= \sum_{i=0}^{l-1} \left(\sum_{j=1}^i \omega_j - \sum_{j=1}^l \omega_j - \omega_l p_l \tau \right) \Pr(Y = i) + \left(\sum_{j=1}^l \omega_j + \omega_l p_l \left(\tau - \sum_{i=1}^l \frac{1}{p_i} \right) \right) \\
&+ \omega_l p_l \sum_{t=\tau+1}^{\infty} t \Pr(X_l = t) \\
&\stackrel{(a)}{<} \sum_{i=0}^{l-1} \left(\sum_{j=1}^i \omega_j - \sum_{j=1}^l \omega_j - \omega_l p_l \tau \right) \Pr(Y = i) + \left(\sum_{j=1}^l \omega_j + \omega_{l+1} \right) + \omega_l p_l \sum_{t=\tau+1}^{\infty} t \Pr(X_l = t) \\
&\stackrel{(b)}{=} \sum_{i=0}^{l-1} \left(- \sum_{j=i+1}^l \omega_j - \omega_l p_l \tau \right) \Pr(Y = i) + \left(\sum_{j=1}^l \omega_j + \omega_{l+1} \right) + \sum_{i=0}^{l-1} \Pr(Y = i) \left(\omega_l p_l \tau + \sum_{j=i+1}^l \frac{\omega_l p_l}{p_j} \right) \\
&= \left(\sum_{j=1}^l \omega_j + \omega_{l+1} \right) + \sum_{i=0}^{l-1} \left(\sum_{j=i+1}^l \frac{\omega_l p_l}{p_j} - \sum_{j=i+1}^l \omega_j \right) \Pr(Y = i) \stackrel{(c)}{\leq} \sum_{j=1}^l \omega_j + \omega_{l+1} \leq \sum_{j=1}^l \omega_j + \omega_{l+1}.
\end{aligned}$$

where (a) follows from $\tau - \sum_{i=1}^l \frac{1}{p_i} < \frac{1}{p_{l+1}}$ and $\omega_l p_l = \omega_{l+1} p_{l+1}$; (b) follows from (29); and (c) follows from the fact that $\forall j \in \{i+1, \dots, l\} \quad \frac{\omega_l p_l}{p_j} \leq \omega_j$. \blacksquare

Hence, by Lemma 10 we have

$$\begin{aligned}
w\text{-T}^3(\eta_{\text{wg-static}}) &= \sum_{i=1}^N \sum_{j=1}^{q_i} \left(\sum_{k=1}^j \omega_{\mathcal{I}_i(k)} \right) \Pr(Y_i = j) \stackrel{(a)}{<} \sum_{i=1}^N \sum_{j=1}^{l_i} \omega_{\mathcal{I}_i(j)} + N\omega_{\max}. \\
&\stackrel{(b)}{\leq} C_{w\text{-det}} + N\omega_{\max},
\end{aligned}$$

where (a) follows from Lemma 10; and (b) follows from the fact that $\sum_{i=1}^N \sum_{j=1}^{l_i} \omega_{\mathcal{I}_i(j)}$ is the value of the objective function in (22) for a feasible solution.

B. Proof of $C_{w\text{-det}} - 2\omega_{\max} \sqrt{N(C_{w\text{-det}} + \frac{N}{4})} < C_{w\text{-T}^3}$

The proof of the lower bound is similar to the proof of lower bound in Theorem 1. Consider the assignment proposed by the solution to (22), where the clients which have not been assigned to any AP for transmission are assigned to AP's arbitrarily. Let $\vec{\Pi}_{\text{wg-static}}^{\text{det}} = [\mathcal{I}_1^{\text{det}}, \mathcal{I}_2^{\text{det}}, \dots, \mathcal{I}_N^{\text{det}}]$ denote the resulting partition, and also let $\eta_{\text{wg-static}}^{\text{det}}$ denote the corresponding static scheduling policy which orders clients based on their channel success probabilities. Therefore, $w\text{-T}^3(\eta_{\text{wg-static}}^{\text{det}}) \leq C_{w\text{-T}^3}$. So, it is sufficient to prove that $C_{w\text{-det}} - 2\omega_{\max} \sqrt{N(C_{w\text{-det}} + \frac{N}{4})} < w\text{-T}^3(\eta_{\text{wg-static}}^{\text{det}})$.

For $i \in [1 : N]$ let $W_i \triangleq \sum_{j \in \mathcal{I}_i^{\text{det}}} \omega_j N_j(1, \eta_{\text{wg-static}})$. Then, by LLN we have $w\text{-T}^3(\eta_{\text{wg-static}}^{\text{det}}) = \sum_{i=1}^N E[W_i^{\text{det}}]$. Therefore, it is sufficient to prove $C_{w\text{-det}} - 2\omega_{\max} \sqrt{N(C_{w\text{-det}} + \frac{N}{4})} < \sum_{i=1}^N E[W_i^{\text{det}}]$. Define $q_i = |\mathcal{I}_i^{\text{det}}|$, and enumerate the clients assigned to AP_{*i*} by $\{\mathcal{I}_i^{\text{det}}(1), \mathcal{I}_i^{\text{det}}(2), \dots, \mathcal{I}_i^{\text{det}}(q_i)\}$,

where the enumeration is according to the channel success probabilities of different clients in $\mathcal{I}_i^{\text{det}}$. Further, let G_{ij} be a geometric random variable with parameter p_{ij} , $i \in [1 : N]$, $j \in [1 : M]$. It is easy to see that for $k \leq q_i$, $i \in [1 : N]$, $W_i^{\text{det}} = \max \sum_{j=1}^k \omega_j$ s.t. $\sum_{j=1}^k G_{i\mathcal{I}_i^{\text{det}}(j)} \leq \tau$, $i \in \{1, 2, \dots, N\}$, $k \leq q_i$, since $\eta_{\text{g-static}}^{\text{det}}$ persistently sends a packet until it is delivered, or the interval is over. Also define $l_i^{\text{det}} \triangleq \max \hat{l}$ s.t. $\sum_{j=1}^{\hat{l}} 1/p_{i\mathcal{I}_i^{\text{det}}(j)} \leq \tau$, $\hat{l} \leq q_i$. Then,

$$\begin{aligned}
\sum_{i=1}^N E[W_i^{\text{det}}] &\stackrel{(a)}{\geq} \sum_{i=1}^N \sum_{j=1}^{l_i^{\text{det}}} \omega_{\mathcal{I}_i^{\text{det}}(j)} - 2\omega_{\max} \sum_{i=1}^N \sqrt{l_i^{\text{det}} + \frac{1}{4}} \\
&\stackrel{(b)}{\geq} \sum_{i=1}^N \sum_{j=1}^{l_i^{\text{det}}} \omega_{\mathcal{I}_i^{\text{det}}(j)} - 2\omega_{\max} \sqrt{N \left(\sum_{i=1}^N l_i^{\text{det}} + \frac{N}{4} \right)} \\
&\geq \sum_{i=1}^N \sum_{j=1}^{l_i^{\text{det}}} \omega_{\mathcal{I}_i^{\text{det}}(j)} - 2\omega_{\max} \sqrt{N \left(\sum_{i=1}^N \sum_{j=1}^{l_i^{\text{det}}} \omega_{\mathcal{I}_i^{\text{det}}(j)} + \frac{N}{4} \right)} \\
&\stackrel{(c)}{=} C_{w\text{-det}} - 2\omega_{\max} \sqrt{N \left(C_{w\text{-det}} + \frac{N}{4} \right)},
\end{aligned}$$

where (a) follows from Lemma 11; (b) follows from Cauchy-Schwarz inequality; and (c) follows from $\sum_{i=1}^N \sum_{j=1}^{l_i^{\text{det}}} \omega_{\mathcal{I}_i^{\text{det}}(j)} = C_{w\text{-det}}$. Hence, the left inequality of Theorem 4 is proved and the proof of Theorem 4 is complete.

Lemma 11. *Let $1 \leq \omega_1, \omega_2, \dots, \omega_q \leq \omega_{\max}$ for some $\omega_{\max} \in \mathbb{R}$. Also, let $\tau \in \mathbb{N}$ and G_1, G_2, \dots, G_q be independent geometric random variables with parameters p_1, p_2, \dots, p_q respectively, such that $1 \geq p_1 \geq p_2 \geq \dots \geq p_q \geq 0$. Also define $l \triangleq \max \hat{l}$ s.t. $\sum_{i=1}^{\hat{l}} 1/p_i \leq \tau$, and $Y \triangleq \max i$ s.t. $\sum_{j=1}^i G_j \leq \tau$, $i \in \{1, 2, \dots, q\}$. Then, we have $\sum_{j=1}^l \omega_j - 2\omega_{\max} \sqrt{l + \frac{1}{4}} < \sum_{i=1}^q (\sum_{j=1}^i \omega_j) \Pr(Y = i)$.*

Proof: With the same argument as in Theorem 1, it is sufficient to assume $q = l$. The proof is very similar to the proof of lower bound in Theorem 1:

$$\begin{aligned}
\sum_{i=1}^l \omega_i - \sum_{i=1}^l \left(\sum_{j=1}^i \omega_j \right) \Pr(Y = i) &= \sum_{i=1}^l \omega_i - \sum_{i=1}^l \omega_i \left(\sum_{j=i}^l \Pr(Y = j) \right) \\
&= \sum_{i=1}^l \omega_i \Pr(G_1 + G_2 + \dots + G_i > \tau)
\end{aligned}$$

$$\begin{aligned}
&\leq \sum_{i=1}^{l-1} \omega_i \Pr\left(\left|\sum_{j=1}^i \left(G_j - \frac{1}{p_j}\right)\right| > \sum_{j=i+1}^l \frac{1}{p_j}\right) + \omega_l \stackrel{(a)}{\leq} \sum_{i=1}^{l-1} \omega_i \min\left(1, \frac{\text{var}\left(\sum_{j=1}^i G_j\right)}{\left(\sum_{j=i+1}^l \frac{1}{p_j}\right)^2}\right) + \omega_l \\
&\leq \sum_{i=1}^{l-1} \omega_i \min\left(1, \frac{\sum_{j=1}^i \frac{1}{p_j^2}}{\left(\sum_{j=i+1}^l \frac{1}{p_j}\right)^2}\right) + \omega_l \leq \omega_l + \sum_{i=1}^{l-1} \omega_i \min\left(1, \frac{i}{(l-i)^2}\right) \\
&\leq \omega_{max} \left(1 + \sum_{i=1}^{l-1} \min\left(1, \frac{i}{(l-i)^2}\right)\right) \stackrel{(b)}{\leq} 2\omega_{max} \sqrt{l + \frac{1}{4}},
\end{aligned}$$

where (a) follows from Chebyshev's inequality; and (b) follows from Lemma 8. ■