

Evolution of density perturbations in large void universe

¹Ryusuke Nishikawa ^{*}, ²Chul-Moon Yoo [†], and ¹Ken-ichi Nakao [‡]

¹*Department of Mathematics and Physics,
Graduate School of Science, Osaka City University,
3-3-138 Sugimoto, Sumiyoshi, Osaka 558-8585, Japan*

²*Yukawa Institute for Theoretical Physics,
Kyoto University Kyoto 606-8502, Japan*

Abstract

We study the evolution of linear density perturbations in a large spherical void universe which accounts for the acceleration of the cosmic volume expansion without introducing dark energy. The density contrast of this void is not large within the light cone of an observer at the center of the void. Therefore, we describe the void structure as a perturbation with a dimensionless small parameter κ in a homogeneous and isotropic universe within the region observable for the observer. We introduce additional anisotropic perturbations with a dimensionless small parameter ϵ , whose evolution is of interest. Then, we solve perturbation equations up to order $\kappa\epsilon$ by applying second-order perturbation theory in the homogeneous and isotropic universe model. By this method, we can know the evolution of anisotropic perturbations affected by the void structure. We show that the growth rate of the anisotropic density perturbations in the large void universe is significantly different from that in the homogeneous and isotropic universe. This result suggests that the observation of the distribution of galaxies may give a strong constraint on the large void universe model.

^{*} E-mail: ryusuke@sci.osaka-cu.ac.jp

[†] E-mail: yoo@yukawa.kyoto-u.ac.jp

[‡] E-mail: knakao@sci.osaka-cu.ac.jp

I. INTRODUCTION

In standard cosmology, the Copernican principle is applied i.e., it is assumed that we are not living at a privileged position in the universe. Combining the Copernican principle with the isotropy of the Cosmic Microwave Background (CMB) radiation, leads to the conclusion that our universe is well described by the homogeneous and isotropic universe model. In the framework of the homogeneous and isotropic universe, the observational data of the luminosity distances of Type Ia supernovae (SNIa) indicates an acceleration of the cosmic volume expansion of our universe. The acceleration of the cosmic volume expansion in the homogeneous and isotropic universe implies the existence of so-called dark energy that acts as a source of a repulsive gravitational force if we assume general relativity at cosmological scales. At present, there is no theory that can naturally explain the origin of dark energy, and it seems worth investigating alternative scenarios. In order to do this, we have to discard general relativity or the homogeneity assumption.

Inhomogeneous cosmological models without dark energy have been proposed independently by Tomita [1–3] and C el erier [4]. In C el erier’s model, the observer is located at the symmetry center of a very large spherical void which can explain the SNIa observations. Since the observer is located at a special position in the universe, we call this model a “the non-Copernican universe model” in this paper. The common assumption of non-Copernican universe models is that an observer is located in the vicinity of the symmetry center, which explains the fact that the CMB radiation is observed to be isotropic. The most common way to describe non-Copernican universe models is to use the Lema tre-Tolman-Bondi(LTB) solution for the Einstein equations, which describes the motion of spherically symmetric dust.

SNIa observations in non-Copernican universe models have been studied by many researchers [1–12], and it has been proven that the distance-redshift relation in the Λ CDM universe can be reproduced using LTB universe models [6, 9, 12, 13]. Non-Copernican universe models have been tested by other observations including the CMB acoustic peaks [14–24], the radial baryon acoustic oscillation scales [24–26], the kinematic Sunyaev-Zeldovich effect [27–31] and others [32–48]. Although these observations have imposed restrictions on these models, they have not yet ruled out the models. It is not easy to confirm whether our universe follows the Copernican principle.

In this paper, we focus on the evolution of structures such as clusters of galaxies and superclusters in the non-Copernican universe in the matter dominant era which is well described by the LTB solution. It is expected that observations of the large-scale structures and their evolution can be used to test the non-Copernican universe model, since the evolution of the anisotropic perturbations reflects the tidal force in the background spacetime. However, the evolution of perturbations in the LTB solution has not yet been fully studied. This is because the isometries in the LTB spacetime are less than in the homogeneous and isotropic universe. Although master equations for perturbations for general spherically symmetric spacetimes have been derived a long time ago [49] (see also Ref. [50] for the LTB background), these equations for the LTB solution cannot be reduced to ordinary differential equations, in general. This is a very different situation from the case of the homogeneous and isotropic

universe.

Recently, Alonso et al. [51] performed numerical simulations for non-Copernican models including only cold dark matter. They studied the perturbed Einstein-deSitter universe with two kinds of perturbations: one forms a spherical void, and the other is a non-spherical perturbation with a power spectrum with a random phase Gaussian probability distribution. They followed the growth of these perturbations using Newtonian N -body simulations. However, in order to confirm the validity of the numerical simulations, analytic complementary studies are necessary. Some authors [21, 35, 52] have studied perturbations by using a “silent approximation” that neglects the magnetic part of the Weyl tensor. Here, we should note that the magnetic part of the Weyl tensor usually plays an important role even in Newtonian situations [53]. Hence, in this paper, we propose another complementary analytic approach.

In many non-Copernican models, the void structure becomes nonlinear at the present time. However, Enqvist et al. [36] pointed out that the void inhomogeneity remains in a quasi-linear regime $\sim \mathcal{O}(0.1)$ inside a past light-cone of an observer at the center of the void. Actually, they considered a linear perturbation in the Einstein-deSitter universe that is consistent with the SNIa data, and showed that the fraction of the spherically symmetric linear perturbation does not exceed 30% inside the past light-cone. This result implies that non-Copernican LTB cosmological models compatible with the observed distance-redshift relation may be studied by perturbation theory for the homogeneous and isotropic universe filled with dust at least for the inside of the past light-cone of the central observer.

In this paper, we investigate the growth of perturbations in the non-Copernican universe models by applying the above idea. It is rather difficult to analyze the evolution of anisotropic perturbations in the non-Copernican LTB universe model, while it is much easier to study the evolution of non-linear perturbations in the homogeneous and isotropic universe model by successive approximation. We adopt the latter approach. We introduce two-parameter perturbations with small expansion parameters κ and ϵ in a homogeneous and isotropic dust universe. The limit $\epsilon \rightarrow 0$ leads to the exact LTB solution, if we take all orders of κ into account. By contrast, the limit $\kappa \rightarrow 0$ with $0 < \epsilon \ll 1$ leads to the homogeneous and isotropic universe with small anisotropic perturbations. Then, in order to see the effect of the void structure on the evolution of the anisotropic perturbations, we study the non-linear effects up to the order of $\kappa\epsilon$, following Ref. [54].

This paper is organized as follows. In § II, we derive the equations for perturbations parametrized by κ and ϵ in the homogeneous and isotropic dust universe and obtain general solutions up to order $\kappa\epsilon$. In § III, by fixing the initial conditions, we calculate the angular power spectrum of the density perturbations. In § IV, we analyze the growth of the perturbations by using the angular growth rate. § V is devoted to a summary and discussion.

In this paper, we use the geometrized units in which the speed of light and Newton’s gravitational constant are one, respectively. The Latin indices denote the spatial components, whereas the Greek indices represent the spacetime components.

II. TWO-PARAMETER PERTURBATIONS IN A HOMOGENEOUS AND ISOTROPIC DUST UNIVERSE

A. Perturbations with two kinds of parameters

As mentioned, we study the perturbations in the homogeneous and isotropic universe which is often called the Friedmann-Lemaître-Robertson-Walker (FLRW) universe. Since the structure formation begins after the universe has begun to be dominated by non-relativistic matter, it is sufficient for our purpose to consider the universe model filled with dust. Using the spherical polar coordinates for 3-dimensional space, the line-element is given by

$$d\bar{s}^2 = -dt^2 + a^2(t) \left(\frac{dr^2}{1 - Kr^2} + r^2 d\Omega^2 \right) =: -dt^2 + a^2(t) \gamma_{ij} dx^i dx^j, \quad (1)$$

where $a(t)$ is the scale factor which will be determined by the Einstein equations, K is constant, $d\Omega^2$ is the 2-dimensional round metric, and, for later convenience, we have defined the background conformal 3-metric γ_{ij} . The constant K has the same sign as that of the curvature of the 3-dimensional space specified by $t = \text{constant}$. The stress-energy tensor of dust is given by

$$\bar{T}^{\mu\nu} = \bar{\rho}(t) \bar{u}^\mu \bar{u}^\nu, \quad (2)$$

where $\bar{\rho}(t)$ is the energy density, and \bar{u}^μ is the 4-velocity whose components are given by $\bar{u}^\mu = (1, 0, 0, 0)$. The Einstein equations for the FLRW universe are

$$\left(\frac{\dot{a}}{a} \right)^2 = \frac{8\pi}{3} \bar{\rho} - \frac{K}{a^2} \quad \text{and} \quad \ddot{a} = -\frac{4\pi}{3} \bar{\rho}, \quad (3)$$

where a dot denotes differentiation with respect to t .

Since our main interest is the evolution of density contrasts and their correlations, we consider only scalar perturbations in the FLRW universe. As mentioned in the previous section, we introduce two small independent non-negative parameters, κ and ϵ . The limit $\epsilon \rightarrow 0$ leads to the exact LTB solution, if we take all the orders of κ into account. By contrast, the limit $\kappa \rightarrow 0$ with $0 < \epsilon \ll 1$ leads to the homogeneous and isotropic universe with small anisotropic perturbations.

Then, by choosing the synchronous comoving gauge, the line element of the perturbed spacetime can be written in the form

$$\begin{aligned} d\bar{s}^2 = & -dt^2 + a^2(t) \sum_{N=0} \kappa^N \left[l_{\parallel}^{(N)}(t, r) \frac{dr^2}{1 - Kr^2} + l_{\perp}^{(N)}(t, r) r^2 d\Omega^2 \right. \\ & + \epsilon \left(A^{(N+1)}(t, r, \mathbf{\Omega}) \gamma_{ij} + \mathcal{D}_i \mathcal{D}_j B^{(N+1)}(t, r, \mathbf{\Omega}) \right) dx^i dx^j \\ & \left. + \mathcal{O}(\epsilon^2) \right], \end{aligned} \quad (4)$$

where $l_{\parallel}^{(0)} = l_{\perp}^{(0)} = 1$, $\mathbf{\Omega} = (\theta, \phi)$ are the polar and azimuthal angles, and \mathcal{D}_i denotes the

covariant derivative with respect to γ_{ij} . The perturbed stress-energy tensor is given by

$$T^{\mu\nu} = \bar{\rho}(t)\bar{u}^\mu\bar{u}^\nu \sum_{N=0} \kappa^N [\Delta^{(N)}(t, r) + \epsilon\delta^{(N+1)}(t, r, \mathbf{\Omega}) + \mathcal{O}(\epsilon^2)], \quad (5)$$

where $\Delta^{(0)} = 1$. If we wish to study the evolution of the perturbed FLRW universe with the same accuracy as the linear perturbation analysis for the LTB solution, we should take all orders of κ and the first order with respect to ϵ . However, if κ is much smaller than unity, it will be possible to evaluate the evolution of the anisotropic perturbations in the LTB solution by studying up to the first order with respect to κ . In this approximation, the effect of the void structure on the evolution of anisotropic perturbations appears at order $\kappa\epsilon$.

B. First order perturbations

We expand the perturbation variables in terms of the spherical harmonic functions $Y_{\ell m}(\mathbf{\Omega})$. The Einstein equations of order κ correspond to the equations for the perturbations of $\ell = 0$ mode:

$$\ddot{\Delta}^{(1)} + 2H\dot{\Delta}^{(1)} - 4\pi\bar{\rho}\Delta^{(1)} = 0, \quad (6)$$

$$j_{\parallel}^{(1)} - (rj_{\perp}^{(1)})' = 0, \quad (7)$$

$$j_{\parallel}^{(1)} + 2j_{\perp}^{(1)} = -2\dot{\Delta}^{(1)}, \quad (8)$$

where

$$H := \frac{\dot{a}}{a}, \quad (9)$$

and a dash denotes a partial differentiation with respect to r . The Einstein equations of order ϵ lead to the equations for the perturbations of $\ell > 0$ modes, and we obtain

$$\dot{A}_{\ell m}^{(1)}(t, r) - K\dot{B}_{\ell m}^{(1)}(t, r) = 0, \quad (10)$$

$$(1 - Kr^2)\dot{B}_{\ell m}^{(1)''}(t, r) + \left[\frac{2(1 - Kr^2)}{r} - Kr \right] \dot{B}_{\ell m}^{(1)'}(t, r) + \left[3K - \frac{\ell(\ell + 1)}{r^2} \right] \dot{B}_{\ell m}^{(1)}(t, r) = -2\dot{\delta}_{\ell m}^{(1)}(t, r), \quad (11)$$

$$\ddot{\delta}_{\ell m}^{(1)}(t, r) + 2H\dot{\delta}_{\ell m}^{(1)}(t, r) - 4\pi\bar{\rho}\delta_{\ell m}^{(1)}(t, r) = 0, \quad (12)$$

where we have used the eigenvalue equation

$$\left(\frac{\partial^2}{\partial\theta^2} + \frac{\cos\theta}{\sin\theta} \frac{\partial}{\partial\theta} + \frac{1}{\sin^2\theta} \frac{\partial^2}{\partial\phi^2} \right) Y_{\ell m}(\mathbf{\Omega}) = -\ell(\ell + 1)Y_{\ell m}(\mathbf{\Omega}). \quad (13)$$

We note that the equations of order ϵ and κ decouple with each other. For later convenience, we also show the equation for $B(t, r, \mathbf{\Omega})$ before deriving Eq. (11) by the spherical harmonics expansion:

$$(\mathcal{D}^i\mathcal{D}_i + 3K)\dot{B}^{(1)}(t, r, \mathbf{\Omega}) = -2\dot{\delta}^{(1)}(t, r, \mathbf{\Omega}). \quad (14)$$

General solutions for Eqs. (6) and (12) are given by

$$\Delta^{(1)}(t, r) = D^+(t)\Delta_+^{(i)}(r) + D^-(t)\Delta_-^{(i)}(r), \quad (15)$$

$$\delta_{\ell m}^{(1)}(t, r) = D^+(t)\delta_{\ell m}^{(i)+}(r) + D^-(t)\delta_{\ell m}^{(i)-}(r), \quad (16)$$

where

$$D^+(t) = H \int^{a(t)} \frac{da}{a^3 H^3} \quad \text{and} \quad D^-(t) = H, \quad (17)$$

and $\Delta_{\pm}^{(i)}$ and $\delta_{\ell m}^{(i)\pm}$ stand for initial values. D^+ and D^- represent the growing and decaying modes, respectively.

C. The perturbations of order $\kappa\epsilon$

As already mentioned, we are interested in the effect of the void structure on the evolution of anisotropic linear perturbation, and this effect first appears at order $\kappa\epsilon$. Hence we shall focus on the perturbations of this order.

The perturbations of order $\kappa\epsilon$ correspond to the second order perturbations in the FLRW universe model. From the second-order Einstein equations together with the background and the linearized Einstein equations, we obtain the evolution equations for the expansion coefficients of $\delta^{(2)}(t, r, \mathbf{\Omega})$ with respect to $Y_{\ell m}(\mathbf{\Omega})$ as follows:

$$\ddot{\delta}_{\ell m}^{(2)}(t, r) + 2H\dot{\delta}_{\ell m}^{(2)}(t, r) - 4\pi\bar{\rho}(t)\delta_{\ell m}^{(2)}(t, r) = S_{\ell m}(t, r), \quad (18)$$

where the source term $S_{\ell m}(t, r)$ is given by

$$\begin{aligned} S_{\ell m}(t, r) = & \left(i_{\perp}^{(1)} - i_{\parallel}^{(1)}\right) \left(K - \frac{\ell(\ell+1)}{2r^2}\right) \dot{B}_{\ell m}^{(1)} + \left(i_{\perp}^{(1)} - i_{\parallel}^{(1)}\right) \frac{(1 - Kr^2)}{r} \dot{B}_{\ell m}^{(1)}, \\ & + \left(2\dot{\Delta}^{(1)} - i_{\parallel}^{(1)}\right) \dot{\delta}_{\ell m}^{(1)} + 8\pi\bar{\rho}\Delta^{(1)}\delta_{\ell m}^{(1)}. \end{aligned} \quad (19)$$

By solving Eq. (18), we obtain

$$\delta_{\ell m}^{(2)}(t, r) = \int_{t_i}^t S_{\ell m}(s, r) \left(\frac{D^-(t)D^+(s) - D^+(t)D^-(s)}{W(s)} \right) ds \quad (20)$$

where $W(s)$ is the Wronskian given by $W(s) = D^+(s)\dot{D}^-(s) - \dot{D}^+(s)D^-(s)$, and homogeneous solutions have been absorbed in $\delta_{\ell m}^{(1)}$. Then, we obtain the anisotropic linear density contrast $\delta_{\ell m}$ in the LTB solution as

$$\begin{aligned} \delta_{\ell m}(t, r) = & \epsilon\delta_{\ell m}^{(1)}(t, r) + \kappa\epsilon \int_{t_i}^t S_{\ell m}(s, r) \left(\frac{D^-(t)D^+(s) - D^+(t)D^-(s)}{W(s)} \right) ds \\ & + \mathcal{O}(\kappa^2\epsilon), \end{aligned} \quad (21)$$

where t_i is the initial time.

Hereafter, we neglect the decaying modes of order ϵ . By using Eqs. (11) and (16), $\dot{B}_{\ell m}^{(1)}$ is written in the form

$$\dot{B}_{\ell m}^{(1)}(t, r) = \dot{D}^+(t)B_{\ell m}^{(i)+}(r), \quad (22)$$

where $B_{\ell m}^{(i)+}(r)$ is the initial value. Then, the anisotropic density contrast (21) is rewritten as

$$\begin{aligned} \delta_{\ell m}(t, r) &= \epsilon D^+(t)\delta_{\ell m}^{(i)+}(r) \\ &+ \kappa\epsilon \left[T_1(t, r)\delta_{\ell m}^{(i)+}(r) + T_2(t, r, \ell)B_{\ell m}^{(i)+}(r) + T_3(t, r)B_{\ell m}^{(i)+\prime}(r) \right] \\ &+ \mathcal{O}(\kappa^2\epsilon), \end{aligned} \quad (23)$$

where T_1 , T_2 and T_3 are defined by

$$\begin{aligned} T_1(t, r) &:= \int_{t_i}^t ds \left(\frac{D^-(t)D^+(s) - D^+(t)D^-(s)}{W(s)} \right) \\ &\times \left[\dot{D}^+(s) \left(2\dot{\Delta}^{(1)}(s, r) - \dot{i}_{\parallel}^{(1)}(s, r) \right) + D^+(s) \times 8\pi\bar{\rho}(s)\Delta^{(1)}(s, r) \right], \end{aligned} \quad (24)$$

$$\begin{aligned} T_2(t, r, \ell) &:= \int_{t_i}^t ds \left(\frac{D^-(t)D^+(s) - D^+(t)D^-(s)}{W(s)} \right) \\ &\times \dot{D}^+(s) \left(i_{\perp}^{(1)}(s, r) - i_{\parallel}^{(1)}(s, r) \right) \left(K - \frac{\ell(\ell+1)}{2r^2} \right), \end{aligned} \quad (25)$$

$$\begin{aligned} T_3(t, r) &:= \int_{t_i}^t ds \left(\frac{D^-(t)D^+(s) - D^+(t)D^-(s)}{W(s)} \right) \\ &\times \dot{D}^+(s) \left(i_{\perp}^{(1)}(s, r) - i_{\parallel}^{(1)}(s, r) \right) \frac{1 - Kr^2}{r}. \end{aligned} \quad (26)$$

III. ANGULAR POWER SPECTRUM AND ANGULAR GROWTH RATE

In the previous section, we derived the growing solutions for density contrasts. Once we have specified the isotropic linear perturbations $l_{\parallel}^{(1)}$, $l_{\perp}^{(1)}$, $\Delta^{(1)}$ and the initial anisotropic inhomogeneities $\delta_{\ell m}^{(i)+}$, $B_{\ell m}^{(i)+}$, we obtain the density contrasts $\delta_{\ell m}$ by Eq. (23). In this section, we derive the explicit form of the angular power spectrum of the density perturbation $\delta_{\ell m}$ for a given set of initial conditions in terms of the standard power spectrum. Then, we define the angular growth rate by using the angular power spectrum. Hereafter, in order to determine the perturbations of order κ , we refer to the non-Copernican LTB universe model with uniform big-bang time (see Appendix A).

A. Initial power spectrum of density contrast

By virtue of the uniform big-bang time (see Appendix A), the present non-Copernican LTB universe approaches the homogeneous and isotropic universe as time goes back. Hence,

it is reasonable to assume that the initial conditions for the anisotropic perturbations are the same as in the case of the FLRW universe. Then, the initial power spectrum of the density contrast can be expressed as follows:

$$\langle \delta^{(1)*}(t_i, \mathbf{k}) \delta^{(1)}(t_i, \mathbf{k}') \rangle = (2\pi)^3 \delta_{\mathbb{D}}^3(\mathbf{k} - \mathbf{k}') P(t_i, k), \quad (27)$$

where $\delta_{\mathbb{D}}$ is the Dirac's delta function, t_i represents some sufficiently early time already introduced in Eq. (21), and the Fourier transform of the density contrast is defined by

$$\delta^{(1)}(t, \mathbf{k}) = \int d^3x \delta^{(1)}(t, \mathbf{x}) e^{-i\mathbf{k}\cdot\mathbf{x}}. \quad (28)$$

If we choose the initial time after recombination, the matter power spectrum including baryons and cold dark matter can be written as

$$\begin{aligned} P(t_i, k) &= [D^+(t_i)]^2 P(k), \\ P(k) &= A_0 k^n T^2(k), \end{aligned} \quad (29)$$

where A_0 is a positive constant which represents the amplitude for perturbations on large scales, n is constant, and $T(k)$ is the matter transfer function. In this paper, we assume the Harrison-Zel'dovich spectrum $n = 1$. As for the transfer function, we adopt the fitting formula developed by Eisenstein & Hu [55] (see Appendix B).

B. Angular power spectrum and angular growth rate

In order to observationally study the evolution of perturbations in the non-Copernican universe, we need to specify the observable quantities by using the density contrast (23). The simplest quantity that we can currently calculate is the angular power spectrum. We define the angular power spectrum of the density contrast by

$$C_\ell(t, r) = \frac{r^2}{2\ell + 1} \sum_{m=-\ell}^{\ell} \langle \delta_{\ell m}^*(t, r) \delta_{\ell m}(t, r) \rangle, \quad (30)$$

where $*$ denotes the complex conjugate.

Hereafter, we focus on the non-spherical perturbations whose wavelengths are much smaller than the spatial curvature radius ($k \gg \sqrt{|K|}$). Then, from Eq. (14), we have

$$k^2 \dot{B}^{(1)}(t, \mathbf{k}) \simeq 2 \dot{\delta}^{(1)}(t, \mathbf{k}). \quad (31)$$

The initial values $\delta_{\ell m}^{(i)}(r)$ and $B_{\ell m}^{(i)}(r)$ which appear in Eqs. (22) and (23) can be written using the Fourier transform of the initial density contrast $\delta^{(1)}(t_i, \mathbf{k})$ as

$$\delta_{\ell m}^{(i)+}(r) = \left[\frac{1}{D^+(t_i)} \right] (4\pi i^\ell) \int \frac{d^3k}{(2\pi)^3} \delta^{(1)}(t_i, \mathbf{k}) j_\ell(kr) Y_{\ell m}^*(\boldsymbol{\Omega}_{\mathbf{k}}), \quad (32)$$

$$B_{\ell m}^{(i)+}(r) = \left[\frac{1}{D^+(t_i)} \right] (4\pi i^\ell) \int \frac{d^3k}{(2\pi)^3} \delta^{(1)}(t_i, \mathbf{k}) j_\ell(kr) Y_{\ell m}^*(\boldsymbol{\Omega}_{\mathbf{k}}) \left(\frac{2}{k^2} \right), \quad (33)$$

where $\mathbf{\Omega}_k$ denotes the polar and azimuthal angles in the Fourier space, and we have used the relation between the expansion coefficient with respect to $Y_{\ell m}(\mathbf{\Omega}_k)$ and the Fourier transform

$$\phi_{\ell m}(t, r) = (4\pi i^\ell) \int \frac{d^3 k}{(2\pi)^3} \phi(t, \mathbf{k}) j_\ell(kr) Y_{\ell m}^*(\mathbf{\Omega}_k), \quad (34)$$

and Eq. (31). Using Eqs. (27), (29), (32) and (33), the angular power spectrum of the density contrast (23) can be rewritten in the following form:

$$C_\ell(t, r) = \epsilon^2 D^{+2}(t) K_1(\ell, r) + \kappa \epsilon^2 \left[2D^+(t) T_1(t, r) K_1(\ell, r) \right. \\ \left. + 2D^+(t) \tilde{T}_2(t, r, \ell) K_2(\ell, r) + 2D^+(t) \tilde{T}_3(t, r) K_3(\ell, r) \right] + \mathcal{O}(\kappa^2 \epsilon^2), \quad (35)$$

where

$$K_1(\ell, r) = \left(\frac{2}{\pi} \right) \int_0^\infty dk P(k) (kr)^2 j_\ell^2(kr), \\ K_2(\ell, r) = \left(\frac{2}{\pi} \right) \int_0^\infty dk P(k) (kr)^2 j_\ell^2(kr) \left(\frac{2}{k^2} \right), \\ K_3(\ell, r) = \left(\frac{2}{\pi} \right) \int_0^\infty dk P(k) (kr)^2 j_\ell(kr) j'_\ell(kr) \left(\frac{2}{k^2} \right), \quad (36)$$

and \tilde{T}_2 and \tilde{T}_3 are defined as the short wavelength approximation ($k \gg \sqrt{|K|}$) of T_2 and T_3 by

$$\tilde{T}_2(t, r, \ell) = \int_{t_i}^t ds \left(\frac{D^-(t) D^+(s) - D^+(t) D^-(s)}{W(s)} \right) \\ \times \dot{D}^+(s) \left(i_\perp^{(1)}(s, r) - i_\parallel^{(1)}(s, r) \right) \left(-\frac{\ell(\ell+1)}{2r^2} \right), \quad (37)$$

$$\tilde{T}_3(t, r) = \int_{t_i}^t ds \left(\frac{D^-(t) D^+(s) - D^+(t) D^-(s)}{W(s)} \right) \\ \times \dot{D}^+(s) \left(i_\perp^{(1)}(s, r) - i_\parallel^{(1)}(s, r) \right) \left(\frac{1}{r} \right). \quad (38)$$

Once the initial density power spectrum $P(t_i, k)$ is specified, we can calculate the angular power spectrum $C_\ell(t, r)$ by using Eq. (35).

To investigate the growth rates of the perturbations, we define the angular growing factor by

$$D_\ell(t, r) = \left[\frac{C_\ell(t, r)}{C_\ell(t_i, r)} \right]^{1/2}. \quad (39)$$

It is easy to see that the angular growing factor $D_\ell(t, r)$ is equal to $D^+(t)/D^+(t_i)$ up to order ϵ .

Basically, an observer can see the cosmological structures on his/her past light cone by observations through electromagnetic radiation¹ and hence, in the case of the non-Copernican universe model, it is useful to consider quantities on the light cone of an observer who stays at the symmetry center of the void at present. Hereafter, for simplicity, we call the observer who stays at the symmetry center of the void at present “the central observer”, and the past light cone of the central observer is denoted by Σ_{lc} . The past light cone Σ_{lc} is generated by the past-directed outgoing radial null geodesics $k^\mu = (dt/d\lambda, dr/d\lambda, 0, 0)$, where λ is the affine parameter. The cosmological redshift z is defined by

$$z = \frac{dt/d\lambda}{(dt/d\lambda)_0} - 1, \quad (40)$$

where $dt/d\lambda$ and $(dt/d\lambda)_0$ are the value at the time of the emission of a photon and that at the time of the detection of the photon by the central observer, respectively. By using the cosmological redshift z instead of the affine parameter λ , the geodesic equations for the generator of the past light cone Σ_{lc} up to order κ are given by

$$\frac{dr}{dz} = \frac{\sqrt{1 - Kr^2}}{(1+z)aH} \left[1 - \frac{\kappa}{2} \left(l_{\parallel} + \frac{1}{H} \dot{l}_{\parallel} \right) \right], \quad (41)$$

$$\frac{dt}{dz} = -\frac{1}{(1+z)H} \left(1 - \frac{\kappa}{2H} \dot{l}_{\parallel} \right). \quad (42)$$

We denote the solution of the above equations by $t = t_{\text{lc}}(z)$ and $r = r_{\text{lc}}(z)$.

Then, using the angular growing factor, we define the angular growth rate on the past light cone Σ_{lc} as a function of redshift z as follows:

$$f_{\ell}(z) = -\frac{d[\ln D_{\ell}(t_{\text{lc}}(z), r_{\text{lc}}(z))]}{d \ln(1+z)}. \quad (43)$$

Here, we note that the angular growing factor and the angular growth rate do not depend on the amplitude A_0 in Eq. (29). We also note that the angular growth rate up to order ϵ agrees with the growth rate usually used in the linear perturbation theory of the FLRW universe, $d(\ln D^+)/d(\ln a)$.

IV. EVOLUTION OF DENSITY PERTURBATIONS IN THE CLARKSON-REGIS MODEL

A. Linearized Clarkson-Regis model

In order to determine the perturbations of order κ , we use the non-Copernican LTB universe model given by Clarkson and Regis [17] (see Appendix A), which we call the Clarkson

¹ The past light cone of an observer at the event p is defined by the boundary of the causal past of p , which is usually denoted by $\dot{J}^-(p)$ in general relativity. Strictly speaking, the observer can see the inside of the light cone through a congruence of the light rays which have experienced caustics caused by gravitational lens effects or scattering due to electromagnetic interactions in the real universe.

and Regis (CR) model. We shall study the evolution of linear anisotropic perturbations in the CR model by using the second order perturbation theory of the FLRW universe filled with dust. In order to approximate the CR model by the linearly perturbed FLRW universe filled with dust, we must first specify the background FLRW universe. Here, we determine the background FLRW universe so that the cosmological density parameter of the background is equal to 0.242, which is equal to the value of the density parameter function $\Omega_M(r)$ at the symmetry center of the CR model (see Eq. (A13)).

We define the “density contrast” of the CR model as

$$\Delta^{(\text{CR})}(t, r) = \frac{\rho^{(\text{CR})}(t, r) - \rho^{(\text{CR})}(t, 0)}{\rho^{(\text{CR})}(t, 0)}, \quad (44)$$

where $\rho^{(\text{CR})}$ is the energy density of the CR model. The density contrasts $\Delta^{(\text{CR})}$'s on three constant time hypersurfaces are depicted in Fig. 1 as functions of r . Here, we have used

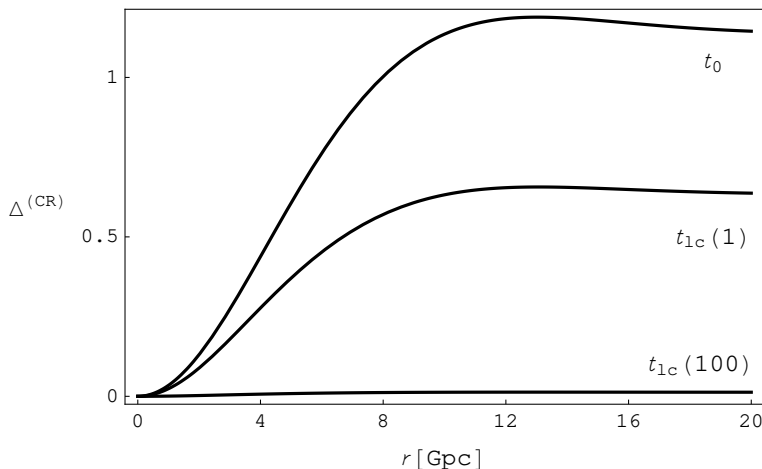


FIG. 1: Density contrasts on the spacelike hypersurfaces for $t = t_{1c}(100)$, $t = t_{1c}(1)$ and $t = t_0$, as functions of r .

the cosmological redshift z to specify each constant time hypersurface given by $t = t_{1c}(z)$. We can see that the void structure grows with time. Since the big-bang time is uniform, there is only the growing mode in the CR model. The void size is about 12Gpc, and the vicinity of the center is locally the dust filled FLRW model with the cosmological density parameter $\Omega_M = 0.242$, whereas the asymptotic region is almost the same as the dust filled FLRW model with $\Omega_M = 0.7$. The Hubble parameter at the center is $H_0 = 74\text{kms}^{-1}\text{Mpc}^{-1}$.

By using the density contrast $\Delta^{(\text{CR})}$, we give the initial conditions for the isotropic linear density contrast $\Delta_{\pm}^{(i)}$ in Eq. (15) as follows. As mentioned, since the CR model has only the growing mode, we should set $\Delta_{-}^{(i)}(r) = 0$. By contrast, $\Delta_{+}^{(i)}(r)$ is determined by the assumption that the density contrast $\Delta^{(1)}$ exactly agrees with that of the CR model at the initial time $\Delta^{(\text{CR})}(t_i, r)$, i.e.,

$$\Delta_{+}^{(i)}(r) = \frac{\Delta^{(\text{CR})}(t_i, r)}{D^{+}(t_i)}, \quad (45)$$

where the initial time is determined by $t_i = t_{lc}(1000)$. Once the initial condition for the density contrast is given, we obtain all perturbations of order κ by solving the perturbation equations up to the corresponding order, and as a result, the linearized CR model is obtained.

To evaluate the accuracy of the linear approximation, we plot $\Delta^{(CR)}$ and $\Delta^{(1)}$ on the past light cone Σ_{lc} in Fig. 2. The relative error between the exact and linearized CR models is

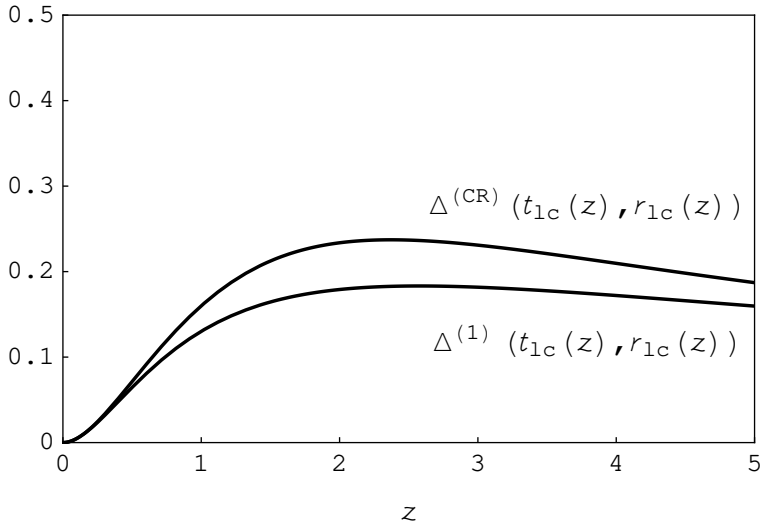


FIG. 2: Exact density contrast $\Delta^{(CR)}$ and that of the linearized CR model $\Delta^{(1)}$ on the past light cone Σ_{lc} , plotted as functions of the redshift z .

less than 30% on the light cone Σ_{lc} . Inside the past light cone Σ_{lc} , the error is smaller than that on the past light cone Σ_{lc} , since the CR model has only the growing mode. There is no qualitative difference between the exact and the linearized CR models, and thus we may see the qualitative behavior of linear perturbations in the CR model by the perturbative analysis of the FLRW universe based on the linearized CR model.

B. Evolution of density contrasts in the CR model

Let us consider the evolution of the anisotropic density contrasts in the CR model. By using the angular power spectrum $C_\ell(t, r)$ given by Eq. (35) and the transfer function $T(k)$ given in appendix B, we depict the angular growing factors $D_\ell(t, r)$'s defined by Eq. (39) at each comoving distance as functions of t in Fig. 3.

Here, we introduce a useful quantity defined by

$$\tilde{k} := \frac{\ell}{r} . \quad (46)$$

Note that \tilde{k} is equal to the comoving wave number of the mode ℓ at a distance r in the flat sky approximation (see e.g., Ref. [56]). In Fig. 3, the present time is $H_0 t_0 = 0.83$, and ℓ is

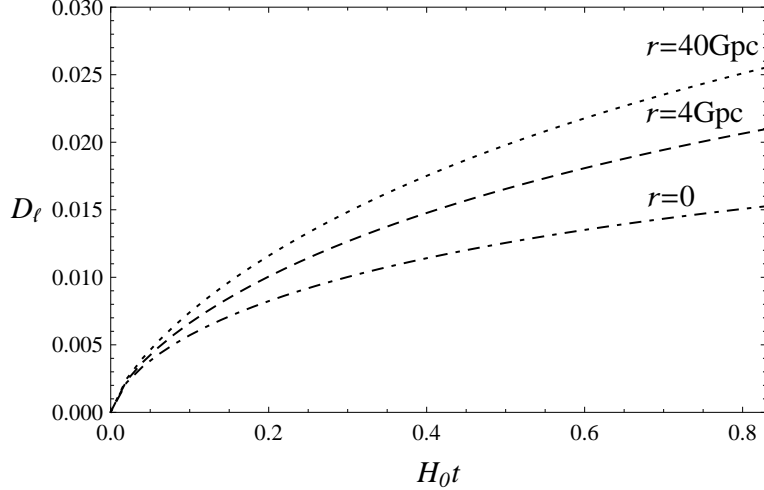


FIG. 3: Angular growing factors D_ℓ 's in the CR model at $r = 40\text{Gpc}$ (dotted line), $r = 4\text{Gpc}$ (dashed line) and $r = 0$ (dot-dashed line) depicted as functions of t . The present time is $H_0 t_0 = 0.83$. We choose ℓ so that $\tilde{k} = 0.5\text{Mpc}^{-1}$.

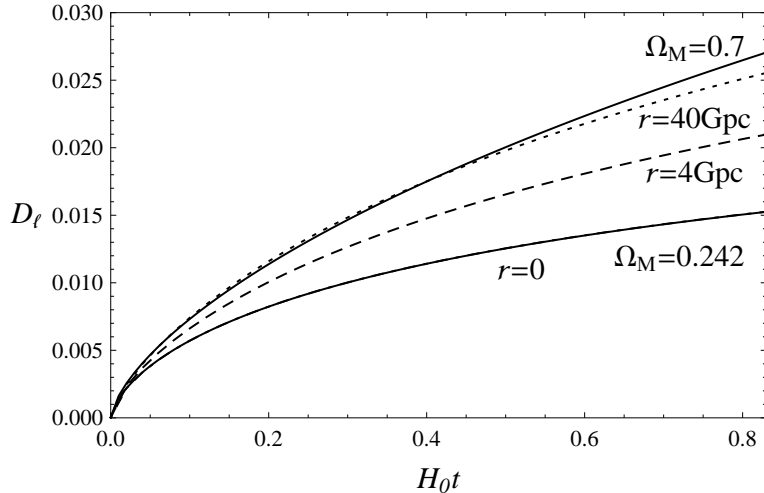


FIG. 4: Angular growing factors D_ℓ 's in the dust filled FLRW universe models with $\Omega_M = 0.242$ and $\Omega_M = 0.7$, together with that for the CR model.

chosen so that $\tilde{k} = 0.5\text{Mpc}^{-1}$. This choice of ℓ shows us the evolution of perturbations with the size of a cluster of galaxies, i.e., $2\pi/\tilde{k} \sim 10\text{Mpc}$.

We can see from Fig. 3 that the larger the comoving distance of a perturbation from the symmetry center, the faster the growth of the perturbation. This result may be explained by the fact that the energy density of the CR model is a monotonically increasing function of r , since the growth rates of perturbations in the FLRW universe is a monotonically increasing

function of Ω_M . We also depict D_ℓ of the FLRW universe models with $\Omega_M = 0.242$ and 0.7 , respectively, together with that of the CR model in Fig. 4. We can see from this figure that D_ℓ of the FLRW universe with $\Omega_M = 0.242$ agrees with $D_\ell(t, r = 0)$ of the CR model. We note that D_ℓ in the FLRW universe with $\Omega_M = 0.7$ does not agree with that far from the void ($r = 40\text{Gpc}$) in the CR model. This result might not be real, but rather could be an error caused by using the linearized CR model, since the error due to the linear approximation becomes larger for larger r .

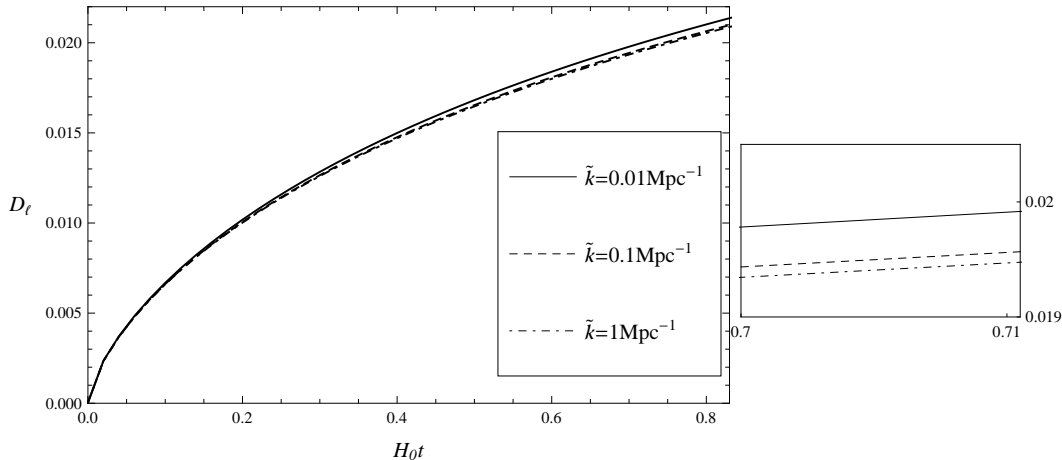


FIG. 5: Angular growing factors $D_\ell(t, r = 4\text{Gpc})$ in the CR model for $\tilde{k} = 0.01\text{Mpc}^{-1}$ (solid line), 0.1Mpc^{-1} (dashed line) and 1Mpc^{-1} (dot-dashed line), depicted as functions of t . The right panel shows a close-up of the $0.7 < H_0 t < 0.71$

We have also investigated the dependence of D_ℓ on \tilde{k} . The angular growing factors $D_\ell(t, r = 4\text{Gpc})$'s with various values of ℓ , or equivalently, \tilde{k} are depicted as functions of t in Fig. 5. We find that the dependence of $D_\ell(t, r = 4\text{Gpc})$ on \tilde{k} is very small in the case of the CR model.

Next, the angular growth rate f_ℓ defined by (43) is plotted as a function of z for the CR model, together with those of the dust filled FLRW with $\Omega_M = 0.242$ and $\Omega_M = 0.7$ and the flat ΛCDM with $\Omega_M = 0.28$ in Figs. 6 and 7. Figure 7 shows a close-up of the region $0 < z < 1$ in Fig. 6. Here, ℓ is also chosen so that $\tilde{k} = 0.5\text{Mpc}^{-1}$. From Fig. 6, we can see that the value of f_ℓ of these models approach the value of the Einstein de-Sitter universe ($f_\ell = 1$) in the high redshift domain. We can see from Fig. 7 that f_ℓ at the central observer $z = 0$ of the CR model agrees with the value of the dust filled FLRW universe with $\Omega_M = 0.242$. We can also see that f_ℓ in the CR model is significantly different from those in homogeneous and isotropic universes for redshift $0 < z \lesssim 1$. This result implies that, if we can somehow observe f_ℓ , the observational data may give a strong constraint on non-Copernican universe models.

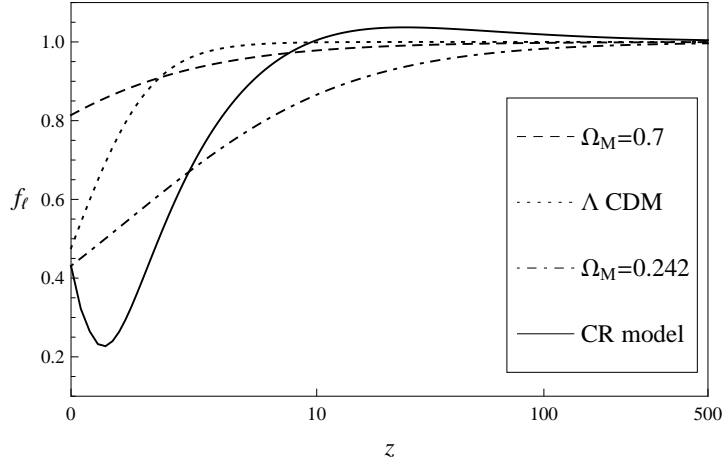


FIG. 6: Angular growth rate f_ℓ in the CR model (solid line), together with those of the dust filled FLRW universe with $\Omega_M = 0.242$ (dot-dashed line) and $\Omega_M = 0.7$ (dashed line) and the flat Λ CDM universe with $\Omega_M = 0.28$ (dotted line) as a function of z . ℓ is chosen so that $\tilde{k} = 0.5\text{Mpc}^{-1}$.

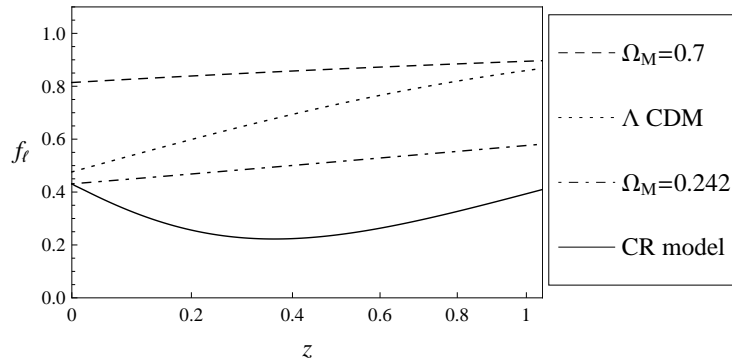


FIG. 7: Close-up of the region $0 < z < 1$ in Fig. 6.

V. SUMMARY AND DISCUSSION

We have studied the evolution of anisotropic density perturbations in a large spherical void model, which is a non-Copernican universe model based on the LTB solution. As is well known, the analysis of anisotropic linear perturbations of the LTB solution is much harder than that of the homogeneous and isotropic universe. Therefore, we have not tried to directly solve linear perturbations in the LTB model. Instead, we have studied linear perturbations in a linearized LTB model. The linearized LTB model is obtained by regarding the inhomogeneities in the LTB model as isotropic linear perturbations in the dust filled FLRW universe. Hence, our method is relevant for the LTB model only if the isotropic inhomogeneities is so small that they can be treated as linear perturbations on a dust filled

FLRW universe.

Assuming the uniform big-bang time, we have given the initial conditions for anisotropic perturbations, which are the same as those of the FLRW universe model. Then, we calculated the angular power spectrum of the anisotropic density contrast taking into account the tidal effect of isotropic inhomogeneity, and further we defined the angular growing factor and an angular growth rate using the angular power spectrum.

In § IV, we calculated the angular growing factor using the linearized Clarkson-Regis (CR) model, which has the uniform big-bang time. From the behavior of the angular growing factor, we found that the speed of growth of a perturbation is a monotonically increasing function of the comoving distance from the center of the void. Because of this property, the angular growth rate in the CR model differs from that in the dust filled FLRW universe even for low redshift ($z < 1$). So, if we can observe the angular power spectrum of the density contrasts and can observe their angular growth rate, the observational data will strongly restrict non-Copernican universe models.

Guzzo et al. and Blake et al. have presented the observational results on the growth rate of the density perturbation as a function of the redshift z on our past light cone [57, 58]. Here, we should note that their observations are a distortion of the correlation function of galaxies in redshift space and they derived the growth rate from it assuming the homogeneous and isotropic background universe. Hence, our present result regarding the angular growth rate does not correspond to their “observational results on the growth rate”. To calculate the redshift space distortion of the galaxy distribution in non-Copernican universe models, we have to consider not only the growth in the transverse direction but also the radial direction. This is a future work, and we shall present the results elsewhere.

We expect that the formula developed here could be applied to many inhomogeneous cosmological models, since we have only assumed that the isotropic inhomogeneities are small inside the past light cone Σ_{lc} . We also expect that the formula could be potentially used for calculating the integrated Sachs-Wolfe effect, baryon acoustic oscillations, the shape of the 3D power spectrum and so on.

Acknowledgments

We are grateful to H. Ishihara and colleagues in the astrophysics and gravity group of Osaka City University for their useful and helpful discussion and criticism. RN and CY are supported by a Grant-in-Aid through the Japan Society for the Promotion of Science (JSPS). This work was partially supported by a JSPS Grant-in-aid for Scientific Research (C) (No. 21540276).

Appendix A: Clarkson-Regis model

The Clarkson-Regis (CR) model is a non-Copernican universe model based on the Lemaître-Tolman-Bondi (LTB) spacetimes, which is an exact solution of the Einstein equa-

tions and describes the motion of spherically symmetric dust. The CR model can explain the SNIa data and peak positions of the fluctuations in the CMB radiation. The line element and the stress-energy tensor of the LTB spacetime are given by

$$ds^2 = -dt^2 + \frac{(\partial_r R(t, r))^2}{1 - k(r)r^2} dr^2 + R^2(t, r) d\Omega^2, \quad (\text{A1})$$

$$T^{\mu\nu} = \rho(t, r) u^\mu u^\nu, \quad (\text{A2})$$

where k , u^μ and ρ are an arbitrary function of the radial coordinate r , the 4-velocity and the energy density of the dust, respectively. The 4-velocity of the dust fluid is given by $u^\mu = \delta_0^\mu$. The Einstein equations lead to

$$\left(\frac{\partial_t R}{R}\right)^2 = \frac{2M(r)}{R^3} - \frac{k(r)r^2}{R^2}, \quad (\text{A3})$$

$$\rho(t, r) = \frac{\partial_r M(r)}{4\pi R^2(t, r) \partial_r R(t, r)}, \quad (\text{A4})$$

where $M(r)$ is an arbitrary function of r . By integrating Eq. (A3), we obtain

$$R(t, r) = (6M(r))^{1/3} (t - t_B(r))^{2/3} S(x), \quad (\text{A5})$$

where $t_B(r)$ is an arbitrary function of r , x is defined by

$$x := k(r)r^2 \left(\frac{t - t_B(r)}{6M(r)}\right)^{2/3}, \quad (\text{A6})$$

and, by defining η as

$$x =: \begin{cases} \frac{-(\sinh \sqrt{-\eta} - \sqrt{-\eta})^{2/3}}{6^{2/3}} & \text{for } x < 0, \\ \frac{(\sqrt{\eta} - \sin \sqrt{\eta})^{2/3}}{6^{2/3}} & \text{for } x > 0, \end{cases} \quad (\text{A7})$$

the function $S(x)$ is given by

$$S(x) = \begin{cases} \frac{\cosh \sqrt{-\eta} - 1}{6^{1/3} (\sinh \sqrt{-\eta} - \sqrt{-\eta})^{2/3}} & \text{for } x < 0, \\ \frac{1 - \cos \sqrt{\eta}}{6^{1/3} (\sqrt{\eta} - \sin \sqrt{\eta})^{2/3}} & \text{for } x > 0, \end{cases} \quad (\text{A8})$$

and $S(0) = (3/4)^{1/3}$.

The radial and azimuthal Hubble rates are defined by

$$H_{\parallel}(t, r) := \frac{\dot{R}'(t, r)}{R'(t, r)} \quad \text{and} \quad H_{\perp}(t, r) := \frac{\dot{R}(t, r)}{R(t, r)}. \quad (\text{A9})$$

By defining the density-parameter function as

$$\Omega_{\text{M}}(r) := \frac{2M(r)}{H_{\perp 0}^2(r)R_0^3(r)}, \quad (\text{A10})$$

we can rewrite Eq. (A3) in a form similar to the Friedmann equation:

$$H_{\perp}^2(t, r) = H_{\perp 0}^2(r) \left[\Omega_{\text{M}}(r) \left(\frac{R_0(r)}{R(t, r)} \right)^3 + (1 - \Omega_{\text{M}}(r)) \left(\frac{R_0(r)}{R(t, r)} \right)^2 \right], \quad (\text{A11})$$

where functions with subscripts 0 correspond to present values, $H_{\perp 0}(r) = H_{\perp}(t_0, r)$ and $R_0(r) = R(t_0, r)$. By integrating (A11), we have

$$H_{\perp 0}(r) = \frac{1}{t_0 - t_{\text{B}}(r)} \int_0^1 \frac{dy}{y \sqrt{\Omega_{\text{M}}(r)y^{-3} + (1 - \Omega_{\text{M}}(r))y^{-2}}}, \quad (\text{A12})$$

where $y = R/R_0$.

The CR model has the uniform big-bang time $t_{\text{B}}(r) = 0$, and the gauge condition is chosen so that $R(t_0, r) = r$. In the uniform big-bang model, one functional degree of freedom to specify the model remains. In the CR model, this degree of freedom is fixed so that the density-parameter function is given by

$$\Omega_{\text{M}}(r) = \Omega_{\text{M}}^{(\text{out})} - (\Omega_{\text{M}}^{(\text{out})} - \Omega_{\text{M}}^{(\text{in})})e^{-r^2/(2\sigma^2)}, \quad (\text{A13})$$

where $\Omega_{\text{M}}^{(\text{out})} = 0.7$, $\Omega_{\text{M}}^{(\text{in})} = 0.242$ and $\sigma = 6\text{Gpc}$. The Hubble constant at the center is $H_0 \equiv H_{\perp 0}(r = 0) = 74\text{kms}^{-1}\text{Mpc}^{-1}$.

Appendix B: transfer function on the CR model

We use the fitting formula for the matter transfer function $T(k)$ given by Eisenstein and Hu [55]. The fitting function defined by equation (16) in Ref. [55] is determined by the four parameters as

$$T(k) = T(k; \Omega_b, \Omega_c, h, \Theta_{2.7}), \quad (\text{B1})$$

where Ω_b and Ω_c are the cosmological density parameter of baryons and cold dark matter, h is defined as $h = H_0/(100\text{kms}^{-1}\text{Mpc}^{-1})$ and the CMB temperature is written as $2.7\Theta_{2.7}\text{K}$.

In this paper, we adopt the following values for these parameters,

$$\Omega_b = 0.042, \quad \Omega_c = 0.20, \quad h = 0.74, \quad \Theta_{2.7} = 1.0, \quad (\text{B2})$$

where Ω_b , Ω_c and h are chosen to be the same at the center of the CR model and $\Theta_{2.7} = 1.0$ is assumed. This transfer function is plotted as a function of k in Fig. 8.

[1] K. Tomita, ‘‘Distances and lensing in cosmological void models,’’ *Astrophys. J.* **529**, 38 (2000) [arXiv:astro-ph/9906027].

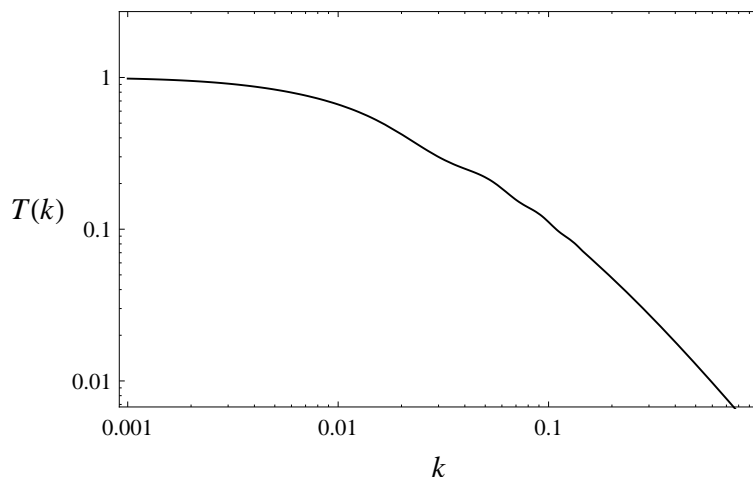


FIG. 8: Transfer function as a function of k for the FLRW model with $\Omega_b = 0.042, \Omega_c = 0.20, h = 0.74, \Theta_{2.7} = 1.0$.

- [2] K. Tomita, “A local void and the accelerating universe,” *Mon. Not. Roy. Astron. Soc.* **326**, 287 (2001) [arXiv:astro-ph/0011484].
- [3] K. Tomita, “Analyses of type Ia supernova data in cosmological models with a local void,” *Prog. Theor. Phys.* **106**, 929 (2001) [arXiv:astro-ph/0104141].
- [4] M. N. Celerier, “Do we really see a cosmological constant in the supernovae data?,” *Astron. Astrophys.* **353**, 63 (2000) [arXiv:astro-ph/9907206].
- [5] S. P. Goodwin, P. A. Thomas, A. J. Barber, J. Gribbin and L. I. Onuora, “The local to global H_0 ratio and the SNe Ia results,” arXiv:astro-ph/9906187.
- [6] M. N. Celerier, K. Bolejko and A. Krasinski, “A (giant) void is not mandatory to explain away dark energy with a Lemaitre – Tolman model,” *Astron. Astrophys.* **518**, A21 (2010) [arXiv:0906.0905 [astro-ph.CO]].
- [7] T. Clifton, P. G. Ferreira and K. Land, “Living in a Void: Testing the Copernican Principle with Distant Supernovae,” *Phys. Rev. Lett.* **101**, 131302 (2008) [arXiv:0807.1443 [astro-ph]].
- [8] H. Iguchi, T. Nakamura and K. i. Nakao, “Is dark energy the only solution to the apparent acceleration of the present universe?,” *Prog. Theor. Phys.* **108**, 809 (2002) [arXiv:astro-ph/0112419].
- [9] E. W. Kolb and C. R. Lamb, “Light-cone observations and cosmological models: implications for inhomogeneous models mimicking dark energy,” arXiv:0911.3852 [astro-ph.CO].

- [10] R. A. Vanderveld, E. E. Flanagan and I. Wasserman, “Mimicking dark energy with Lemaitre-Tolman-Bondi models: Weak central singularities and critical points,” *Phys. Rev. D* **74**, 023506 (2006) [arXiv:astro-ph/0602476].
- [11] C. -M. Yoo, “A Note on the Inverse Problem with LTB Universes,” *Prog. Theor. Phys.* **124**, 645-665 (2010). [arXiv:1010.0530 [astro-ph.CO]].
- [12] C. M. Yoo, T. Kai and K. i. Nakao, “Solving Inverse Problem with Inhomogeneous Universe,” *Prog. Theor. Phys.* **120**, 937 (2008) [arXiv:0807.0932 [astro-ph]].
- [13] N. Mustapha, C. Hellaby, G. F. R. Ellis, “Large scale inhomogeneity versus source evolution: Can we distinguish them observationally?,” *Mon. Not. Roy. Astron. Soc.* **292**, 817-830 (1997). [gr-qc/9808079].
- [14] S. Alexander, T. Biswas, A. Notari and D. Vaid, “Local Void vs Dark Energy: Confrontation with WMAP and Type Ia Supernovae,” *JCAP* **0909**, 025 (2009) [arXiv:0712.0370 [astro-ph]].
- [15] H. Alnes, M. Amarguioui and O. Gron, “An inhomogeneous alternative to dark energy?,” *Phys. Rev. D* **73**, 083519 (2006) [arXiv:astro-ph/0512006].
- [16] T. Biswas, A. Notari and W. Valkenburg, “Testing the Void against Cosmological data: fitting CMB, BAO, SN and H0,” *JCAP* **1011**, 030 (2010) [arXiv:1007.3065 [astro-ph.CO]].
- [17] C. Clarkson and M. Regis, “The Cosmic Microwave Background in an Inhomogeneous Universe - why void models of dark energy are only weakly constrained by the CMB,” *JCAP* **1102**, 013 (2011) [arXiv:1007.3443 [astro-ph.CO]].
- [18] J. Garcia-Bellido and T. Haugboelle, “Confronting Lemaitre-Tolman-Bondi models with Observational Cosmology,” *JCAP* **0804**, 003 (2008) [arXiv:0802.1523 [astro-ph]].
- [19] V. Marra and A. Notari, “Observational constraints on inhomogeneous cosmological models without dark energy,” arXiv:1102.1015 [astro-ph.CO].
- [20] V. Marra and M. Paakkonen, “Observational constraints on the LLTB model,” *JCAP* **1012**, 021 (2010) [arXiv:1009.4193 [astro-ph.CO]].
- [21] A. Moss, J. P. Zibin and D. Scott, “Precision Cosmology Defeats Void Models for Acceleration,” *Phys. Rev. D* **83**, 103515 (2011) [arXiv:1007.3725 [astro-ph.CO]].
- [22] S. Nadathur and S. Sarkar, “Reconciling the local void with the CMB,” *Phys. Rev. D* **83**, 063506 (2011) [arXiv:1012.3460 [astro-ph.CO]].
- [23] C. M. Yoo, K. i. Nakao and M. Sasaki, “CMB observations in LTB universes: Part I: Matching peak positions in the CMB spectrum,” *JCAP* **1007**, 012 (2010) [arXiv:1005.0048 [astro-ph.CO]].

- ph.CO]].
- [24] J. P. Zibin, A. Moss and D. Scott, “Can we avoid dark energy?,” *Phys. Rev. Lett.* **101**, 251303 (2008) [arXiv:0809.3761 [astro-ph]].
 - [25] J. Garcia-Bellido and T. Haugboelle, “The radial BAO scale and Cosmic Shear, a new observable for Inhomogeneous Cosmologies,” *JCAP* **0909**, 028 (2009) [arXiv:0810.4939 [astro-ph]].
 - [26] M. Zumalacarregui, J. Garcia-Bellido and P. Ruiz-Lapuente, “Tension in the Void: Cosmic Rulers Strain Inhomogeneous Cosmologies,” arXiv:1201.2790 [astro-ph.CO].
 - [27] P. Bull, T. Clifton and P. G. Ferreira, “The kSZ effect as a test of general radial inhomogeneity in LTB cosmology,” arXiv:1108.2222 [astro-ph.CO].
 - [28] J. Garcia-Bellido and T. Haugboelle, “Looking the void in the eyes - the kSZ effect in LTB models,” *JCAP* **0809**, 016 (2008) [arXiv:0807.1326 [astro-ph]].
 - [29] A. Moss and J. P. Zibin, “Linear kinetic Sunyaev-Zel’dovich effect and void models for acceleration,” arXiv:1105.0909 [astro-ph.CO].
 - [30] C. M. Yoo, K. i. Nakao and M. Sasaki, “CMB observations in LTB universes: Part II – the kSZ effect in an LTB universe,” *JCAP* **1010**, 011 (2010) [arXiv:1008.0469 [astro-ph.CO]].
 - [31] P. Zhang and A. Stebbins, “Confirmation of the Copernican principle at Gpc radial scale and above from the kinetic Sunyaev Zel’dovich effect power spectrum,” arXiv:1009.3967 [astro-ph.CO].
 - [32] H. Alnes and M. Amarzguioui, “CMB anisotropies seen by an off-center observer in a spherically symmetric inhomogeneous Universe,” *Phys. Rev. D* **74**, 103520 (2006) [arXiv:astro-ph/0607334].
 - [33] H. Alnes and M. Amarzguioui, “The supernova Hubble diagram for off-center observers in a spherically symmetric inhomogeneous Universe,” *Phys. Rev. D* **75**, 023506 (2007) [arXiv:astro-ph/0610331].
 - [34] K. Bolejko, “Supernovae ia observations in the lemaître-tolman model,” *PMC Phys. A* **2**, 1 (2008) [arXiv:astro-ph/0512103].
 - [35] P. Dunsby, N. Goheer, B. Osano and J. P. Uzan, “How close can an Inhomogeneous Universe mimic the Concordance Model?,” *JCAP* **1006**, 017 (2010) [arXiv:1002.2397 [astro-ph.CO]].
 - [36] K. Enqvist, M. Mattsson and G. Rigopoulos, “Supernovae data and perturbative deviation from homogeneity,” *JCAP* **0909**, 022 (2009) [arXiv:0907.4003 [astro-ph.CO]].
 - [37] K. Enqvist and T. Mattsson, “The effect of inhomogeneous expansion on the supernova ob-

- servations,” JCAP **0702**, 019 (2007) [arXiv:astro-ph/0609120].
- [38] H. Goto and H. Kodama, “The Gravitational Lensing Effect on the CMB Polarisation Anisotropy in the Lambda-LTB Model,” Prog. Theor. Phys. **125**, 815 (2011) [arXiv:1101.0476 [astro-ph.CO]].
- [39] H. Kodama, K. Saito and A. Ishibashi, “Analytic formulae for the off-center CMB anisotropy in a general spherically symmetric universe,” Prog. Theor. Phys. **124**, 163 (2010) [arXiv:1004.3089 [astro-ph.CO]].
- [40] M. Quartin and L. Amendola, “Distinguishing Between Void Models and Dark Energy with Cosmic Parallax and Redshift Drift,” Phys. Rev. D **81**, 043522 (2010) [arXiv:0909.4954 [astro-ph.CO]].
- [41] M. Regis and C. Clarkson, “Do primordial Lithium abundances imply there’s no Dark Energy?,” arXiv:1003.1043 [astro-ph.CO].
- [42] A. E. Romano, “Mimicking the cosmological constant for more than one observable with large scale inhomogeneities,” Phys. Rev. D **82**, 123528 (2010) [arXiv:0912.4108 [astro-ph.CO]].
- [43] A. E. Romano, M. Sasaki and A. A. Starobinsky, “Effects of inhomogeneities on apparent cosmological observables: ‘fake’ evolving dark energy,” arXiv:1006.4735 [astro-ph.CO].
- [44] A. E. Romano and P. Chen, “Corrections to the apparent value of the cosmological constant due to local inhomogeneities,” JCAP **1110**, 016 (2011) [arXiv:1104.0730 [astro-ph.CO]].
- [45] M. Tanimoto, Y. Nambu and K. Iwata, “The Role of Anisotropy in the Void Models without Dark Energy,” arXiv:0906.4857 [astro-ph.CO].
- [46] J. P. Uzan, C. Clarkson and G. F. R. Ellis, “Time drift of cosmological redshifts as a test of the Copernican principle,” Phys. Rev. Lett. **100**, 191303 (2008) [arXiv:0801.0068 [astro-ph]].
- [47] C. M. Yoo, T. Kai and K. i. Nakao, “Redshift Drift in LTB Void Universes,” Phys. Rev. D **83**, 043527 (2011) [arXiv:1010.0091 [astro-ph.CO]].
- [48] J. P. Zibin, “Can decaying modes save void models for acceleration?,” arXiv:1108.3068 [astro-ph.CO].
- [49] U.H. Gerlach and U.K. Sengupta, ”Gauge-invariant perturbations on most general spherically symmetric space-times” Phys. Rev. D **19**, 2268 (1979).
- [50] C. Clarkson, T. Clifton and S. February, “Perturbation Theory in Lemaitre-Tolman-Bondi Cosmology,” JCAP **0906**, 025 (2009) [arXiv:0903.5040 [astro-ph.CO]].
- [51] D. Alonso, J. Garcia-Bellido, T. Haugbolle and J. Vicente, “Large scale structure simulations

- of inhomogeneous LTB void models,” *Phys. Rev. D* **82**, 123530 (2010) [arXiv:1010.3453 [astro-ph.CO]].
- [52] J. P. Zibin, “Scalar Perturbations on Lemaitre-Tolman-Bondi Spacetimes,” *Phys. Rev. D* **78**, 043504 (2008) [arXiv:0804.1787 [astro-ph]].
- [53] E. Bertschinger and A. J. S. Hamilton, *Astrophys. J.* **435**, 1 (1994) [astro-ph/9403016].
- [54] K. Tomita, “Non-Linear Theory of Gravitational Instability in the Expanding Universe,” *Prog. Theor. Phys.* **37**, 831 (1967)
- [55] D. J. Eisenstein and W. Hu, “Baryonic features in the matter transfer function,” *Astrophys. J.* **496**, 605 (1998) [arXiv:astro-ph/9709112].
- [56] D. H. Lyth and A. R. Liddle, “The primordial density perturbation: cosmology, inflation and the origin of structure,” Cambridge University Press, U.K. (2009) 156 p.
- [57] C. Blake *et al.*, “The WiggleZ Dark Energy Survey: the growth rate of cosmic structure since redshift $z=0.9$,” arXiv:1104.2948 [astro-ph.CO].
- [58] L. Guzzo *et al.*, “A test of the nature of cosmic acceleration using galaxy redshift distortions,” *Nature* **451**, 541 (2008) [arXiv:0802.1944 [astro-ph]].