

ASTEROSEISMOLOGY OF THE NEARBY SN-II PROGENITOR RIGEL PART II. ϵ -MECHANISM TRIGGERING GRAVITY-MODE PULSATIONS?

EHSAN MORAVVEJI^{1,3}, ANDRES MOYA², AND EDWARD F. GUINAN³

Draft version January 20, 2018

ABSTRACT

The cores of luminous B and A-type (BA) supergiant stars are the seeds of later core collapse supernovae. Thus, constraining the near-core conditions in this class of stars can place tighter constraints on the size, mass and chemical composition of supernova remnants. Asteroseismology of these massive stars is one possible approach into such investigations. Recently, Moravveji et al. (2012, hereafter Paper I) extracted 19 significant frequencies from a 6-year radial velocity monitoring of Rigel (β Ori, B8 Ia). The periods they determined broadly range from 1.22 to 74.74 days. Based on our differentially rotating stellar structure and evolution model, Rigel, at its current evolutionary state, is undergoing core He burning and shell H burning. Linear fully non-adiabatic non-radial stability analyses result in the excitation of a dense spectrum of non-radial gravity-dominated mixed modes. The fundamental radial mode ($\ell = 0$) and its overtones are all stable. When the hydrogen burning shell is located even partially in the radiative zone, a favorable condition for destabilization of g-modes through the so-called ϵ -mechanism becomes viable. Only those g-modes that have high relative amplitudes in the hydrogen burning (radiative) zone can survive the strong radiative damping. From the entire observed range of variability periods of Rigel (found in Paper I), and based on our model, only those modes with periods ranging between 21 to 127 days can be theoretically explained by the ϵ -mechanism. The origin of the short-period variations (found in Paper I) still remain unexplained. Because Rigel is similar to other massive BA supergiants, we believe that the ϵ -mechanism may be able to explain the long-period variations in α Cygni class of pulsating stars.

1. INTRODUCTION

After the core hydrogen depletion, massive stars ($M \gtrsim 15M_{\odot}$) enter the BA supergiant phase of stellar evolution. During this epoch of evolution, they exhibit periodic and/or quasi-periodic low amplitude flux microvariability in addition to variations in radial velocity and equivalent width of spectral lines (Waelkens et al. 1998; Kaufer et al. 1996, 1997; Bresolin et al. 2004). Spectroscopic analysis of Lefever et al. (2007) clarified that blue supergiants (BSGs) pulsate in the gravity mode. Recent studies (Degroote et al. 2010; Noels et al. 2010; Miglio et al. 2009) show that asteroseismology of massive BSG stars can probe the extent of convective core overshooting, based on the observed and predicted regularity in period spacings.

On the other hand, there are various theoretical explanations for the observed oscillations in BSGs. The photometric study of Saio et al. (2006) on the B2 Ib/II BSG HD 163899 (which is most likely a less-evolved less-massive analogue of Rigel) showed that the κ -mechanism can excite a rich spectrum of pressure (p) and gravity (g) modes in the post-terminal-age-main-sequence stars. More importantly, they showed that only those modes that arrive with an appropriate phase to the base of intermediate convective zone (ICZ) can be reflected back to the surface, and hence be observed.

Gautschy (2009) searched for the origin of long-period variabilities in the prototype α Cyg. Interestingly his Figure 5 shows a gap for stellar models with $3.95 \lesssim \log T_{\text{eff}} \lesssim 4.15$ where no instability is predicted; Rigel lies in this gap. According to Saio (2011), Rigel should be unstable against non-radial convective g⁻ modes. Radial and non-radial *strange* mode is proposed as another mechanism to induce instability and interplay with mass loss efficiencies in those massive stars with $\log(L/M) \gtrsim 4 \log(L_{\odot}/M_{\odot})$ (Glatzel & Kiriakidis 1993; Saio et al. 1998; Glatzel et al. 1999; Dziembowski & Slawinska 2005; Aerts et al. 2010; Saio 2011). This requirement is also marginally fulfilled by Rigel. Godart et al. (2009) investigated the destructive impact of core overshooting and mass loss during MS on the extent of ICZ, and showed that models with wider ICZs are more likely to destabilize stellar oscillations.

Once the MS evolution of massive stars ends due to the H depletion in the core, the CNO fusion which takes place in the hydrogen burning shell (hereafter HBSH) is the main source of energy. Further contraction and heating of the helium-rich core initiates core He burning (CHeB) when the star is a late B supergiant. While the triple-alpha (3α) and CNO reactions have mild ρ -dependence, they are both sensitive functions of temperature. In the zeroth order, the energy generation rate can be expressed as $\epsilon_{\text{nuc}} \propto \rho^{\mu} T^{\nu}$ where

$$\nu = \left(\frac{\partial \ln \epsilon_{\text{nuc}}}{\partial \ln T} \right)_{\rho} \equiv \epsilon_T, \quad (1)$$

$$\mu = \left(\frac{\partial \ln \epsilon_{\text{nuc}}}{\partial \ln \rho} \right)_{T} \equiv \epsilon_{\rho}. \quad (2)$$

moravveji@iasbs.ac.ir

¹Department of Physics, Institute for Advanced Studies in Basic Sciences (IASBS), Zanjan 45137-66731, Iran

²Departamento de Astrofísica, Centro de Astrobiología (INTA-CSIC), PO BOX 78, 28691 Villanueva de la Cañada, Madrid, Spain

³Department of Astronomy, Villanova University, 800 Lancaster Ave, Villanova PA, USA

TABLE 1
OBSERVED RIGEL PROPERTIES AND MESA INPUT MODELS.

	M_{ZAMS} [M_{\odot}]	M_{end} ^a [M_{\odot}]	T_{eff} [K]	$\log(L/L_{\odot})$	$\log g$ [cm s^{-2}]	R [R_{\odot}]	Y_s	(N/C) _s	(N/O) _s	v [km s^{-1}]
Literature	...	21±3	12 100±150	5.07 ^{+0.10} _{-0.18}	1.75±0.10	78.9±7.4	0.32±0.04	1.74±0.60	0.52±0.13	25±3 ^b
Reference	(1)	(1)	(2)	(3)	(2)	(4, 5)	(2)	(2)	(2)	(2, 6)
Modeled	19.0	18.1	12 058	5.09	1.88	80.5	0.32	1.75	0.50	76

REFERENCES. — (1). This work, (2). Przybilla et al. (2010) (3). Paper I, (4). van Leeuwen (2007), (5). Aufdenberg et al. (2008), (6). Simón-Díaz et al. (2010)

NOTE. — (a) Przybilla et al. (2010) suggest $M = 21 \pm 3M_{\odot}$ by fitting to Geneva rotating models. (b) this is the measured $v \sin i$.

Regarding the 3α reaction, $\epsilon_{\rho} = 2$, and $\epsilon_T = 40$ to 19 for $T_8 = 1$ to 2 in addition to an extra Y^3 dependence. Similarly, for the CNO burning network $\epsilon_{\rho} = 1$, and $\epsilon_T = 13$ to 17 at $T_6 = 50$ to 25. T_6 and T_8 denote temperature in million and hundred million Kelvin degrees, respectively, and Y is the fractional He abundance. For more detailed discussion see Clayton (1968), Weiss et al. (2004), Maeder (2009) and Wiescher et al. (2010).

Several authors have shown that during the evolution of low mass stars (Noels et al. 1974, 1976; Sonoi & Shibahashi 2011) and massive stars (Shibahashi & Osaki 1976), there occurs conditions where the ϵ_{nuc} can inject enough energy into the mechanical energy required for the propagation of vibrational modes, and overcome strong radiative damping close to the stellar core. This is the so called ϵ -mechanism (Unno et al. 1989). This mechanism can be operative during shell H burning (Kawaler 1988) or shell He burning (Kawaler et al. 1986) phase to successfully explain the observed gravity mode instabilities in hot white dwarf stars. The radial fundamental mode of very low mass stars and brown dwarfs can be also unstable during the central deuterium burning phase (Palla & Baraffe 2005; Rodríguez-López et al. 2011). Most recently Miller Bertolami et al. (2011) applied the same mechanism to a subdwarf B star prior to CHeB phase. In accord with these, the favorable conditions for excitation of internal g-modes can also take place in post-MS massive stars, and lead to pulsational instabilities.

We find Rigel to be an excellent testbed to investigate the existence of the ϵ -mechanism to excite oscillatory modes and to study the possible asteroseismic potential of slowly pulsating blue supergiant stars. In a previous work, Moravveji et al. (2012, hereafter Paper I) presented the *MOST* photometry and radial velocity variations of Rigel, and tabulated 19 significant pulsation frequencies from radial velocity variations. The periods of observed modes range from 1.21 to 74.74 days. Table 1 summarizes the observed physical properties of Rigel from the literature which are an invaluable input for the equilibrium modeling of the star. Y_s , (N/C)_s, and (N/O)_s are surface abundance ratios of He and CNO products, respectively. The column marked with v shows the measured $v \sin i$ (Przybilla et al. 2010; Simón-Díaz et al. 2010). We explain the properties of the model we found to describe Rigel in Section 2. The pulsation analysis is discussed in Section 3 and in Section 4 we summarize the conditions for the occurrence of the ϵ -mechanism. The purpose of this paper is to highlight the importance of the ϵ -mechanism as a possible destabiliz-

ing driving force against pulsations in BSG core-collapse progenitors (Murphy et al. 2004).

2. MODELING RIGEL

2.1. Input MESA Model

A model that can represent the current evolutionary stage of Rigel on the Hertzsprung-Russell diagram (HRD) has been generated with the aid of MESA stellar structure and evolution code (version 3723). A full description of this instrument is given by Paxton et al. (2011). A non-magnetic differentially rotating model with the initial mass $M_{ZAMS} = 19M_{\odot}$ and initial solar composition as in Grevesse & Noels (1993) at solar metallicity $Z = 0.02$ were generated with the initial rotation velocity $v_i = 200 \text{ km s}^{-1}$ to help mixing He and CNO products to the surface and reproduce the observed values. Surface abundance yields up to the pre-core-collapse stage were compared with Heger et al. (2005) to ensure for their agreement. Note that our choice of initial abundances complies with those given in Tables 1 of Przybilla et al. (2010). The surface of the model is located at the optical depth $\tau = 0.667$ using Eddington $T - \tau$ integration scheme (Eddington 1926). Mixing Length theory of Böhm-Vitense (1958) is used to treat the convective mixing. The borders of convective zones are found using the Schwarzschild criteria ($\nabla_{rad} = \nabla_{ad}$). The model was evolved with the above mentioned initial values until the post-MS phase and stopped when $T_{eff} = 12\,058 \text{ K}$, close to the recent measurement. The final radius of the model proved to have negligible dependence on the choice of the mixing length parameter (which is defined as the ratio of the length over which convective cells lose their identity to the local pressure scale height $\alpha_{MLT} = L/H_p$). A value of $\alpha_{MLT} = 1.6$ was adopted for the model. The overshooting from the top and bottom of convective zones were suppressed. The metallicity-dependent mass loss recipe of Vink et al. (2001) and Glebbeek et al. (2009) with $\eta = 0.8$ as in Maeder & Meynet (2001) is used during the evolution across the HRD in all models. Calculation of Brunt-Väisälä frequency is based on Equation 14 in Brassard et al. (1991). To reach the surface yields of He and CNO as measured by Przybilla et al. (2010), we enhanced the efficiency of rotational mixing by a factor of two ($f_c = 2$ in Eq. 53 in Heger et al. 2000).

Table 1 lists the modeled physical parameters of Rigel to compare with observations. Not all calculated models meet their measured counterparts. It is neither easy to find a model that simultaneously matches all observed quantities and nor our goal to present the “best” model of Rigel. Yet, the adopted model closely represents the

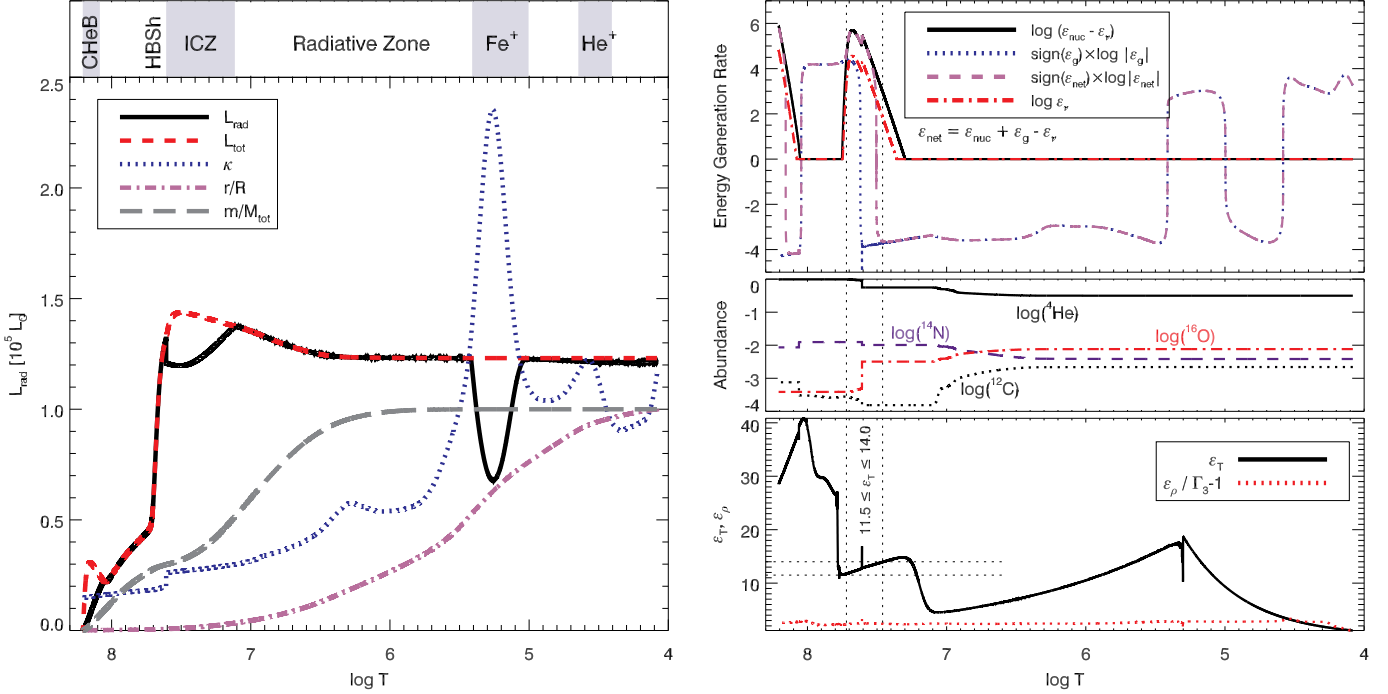


FIG. 1.— Internal structure of the input model. On the left, the profile of total luminosity (short dashed line), radiative luminosity (solid line) and opacity (dotted line) along with distribution of mass (long dashed line) and radius (dashed-dot line) are plotted against $\log T$. On the top right panel is the profile of ϵ_{nuc} (solid line), gravitational energy (dotted line), neutrino energy loss (dashed-dotted line) and the net energy (dashed line). The right middle panel shows the abundance of He and CNO cycle elements. The bottom right panel shows the temperature (Eq. 1) and density (Eq. 2) derivatives of ϵ_{nuc} , respectively. The vertical lines mark the extent of HBSH, and show the limits of ϵ_T which is favorable in this zone for ϵ -mechanism.

current observed and physical properties of Rigel, and furthermore yields consistent seismic results.

2.2. Internal Structure of the Adopted Model

To comprehend better the complex internal structure of our model, Figure 1 shows profiles of several thermodynamic quantities with $\log T$ on the abscissa. On the left panel, the solid line shows the profile of radiative luminosity which starts to grow from the core due to the CHeB followed by a steep increase around $\log T = 7.7$ arising from HBSH; this profile deviates from total luminosity (short dashed line) wherever convection assists radiation in energy transport. Therefore, the dips in radiative luminosity profile mark the convective zones. Most relevant to our study are three radiative zones and three convective zones. They have profound impacts on the energy balance of pulsation modes. The ICZ is situated just above the HBSH at $7.1 \leq \log T \leq 7.6$; the Iron- and He-bumps of opacity are around $\log T \simeq 5.2$ and $\log T = 4.6$, respectively. There are two radiative zones below and above the ICZ, where the former hosts the peak of energy generated from H burning, and the latter lies above the ICZ. There is another radiative zone surrounded by the two opacity bumps. The long-dashed and dash-dotted lines signify the spatial mass distribution of the model. Accordingly, around 99% of the mass is inside 25% of the star's radius.

Right panels of Figure 1 show profiles of various quantities related to the energy generation rate. On the top panel, the solid line is the run of energy generation rate ϵ_{nuc} in logarithmic scale. The CHeB peak in the core and HBSH peak at $\log T = 7.7$ are evident. The dash-dotted line shows the neutrino cooling rate ϵ_ν , which is mainly

an order of magnitude smaller than ϵ_{nuc} except below HBSH. There is an extra source (sink) of energy depending on whether a zone is contracting (expanding). This is designated by $\epsilon_g = -T dS/dt$ (dotted line) where T and dS/dt denote temperature and entropy time derivative, respectively. Note that for the layers undergoing expansion, ϵ_g is negative. The radiative zone above the ICZ is where expansion is dominant. Finally, the profile of the generated net energy ϵ_{net} is shown by the dashed line. Note that in the non-burning envelope, expansion and contraction are sources and sinks of energy. Two vertical dotted lines show the extent in the model where energy is purely generated by CNO cycle. A fascinating feature in this model is that this shell is situated partially in a radiative zone which is central to our study.

The right middle panel of Figure 1 shows the runs of ${}^4\text{He}$, ${}^{12}\text{C}$, ${}^{14}\text{N}$ and ${}^{16}\text{O}$ abundances. The ratios of ${}^{12}\text{C}/{}^{14}\text{N} = 0.015$ and ${}^{16}\text{O}/{}^{14}\text{N} = 0.30$ are comparable with those from Table 25.3 of Maeder (2009) in the HBSH zone.

The right bottom panel of Figure 1 shows the logarithmic derivative of energy generation rate ϵ_T (solid line, Eq. 1) and ϵ_ρ (dotted line, Eq. 2) for our model, respectively. Consistently, ϵ_T varies from ~ 30 to 40 in the Helium rich core, and steeply declines to ~ 11.5 to 14.0 in the HBSH where CNO is contributing to a large fraction of Rigel's luminosity. This latter range of ϵ_T is one of the favorable conditions for ϵ -mechanism to operate (Section 3.4). A caution must be given to a peak in ϵ_T at non-burning envelope around $\log T = 5.3$ where ϵ_{nuc} is vanishingly small. This arises from careful numerical differencing followed up in MESA and will have no effect on our modal stability analysis since the combination ϵ_{nuc}

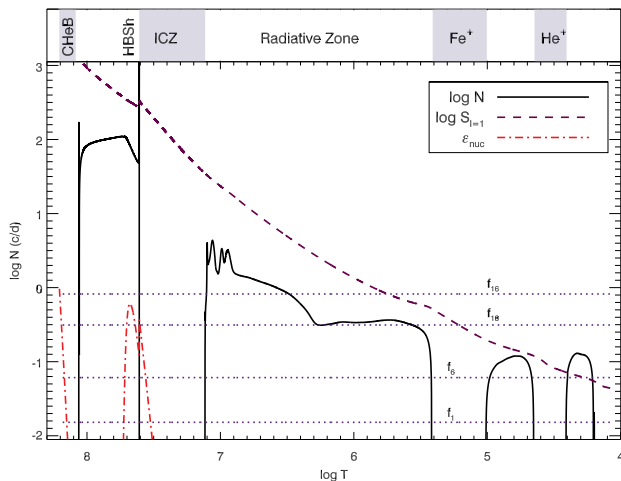


FIG. 2.— Propagation diagram for the model described in Table 1. The Brunt-Väisälä N (solid line) and the Lamb frequency $S_{\ell=1}$ (dashed line) are in logarithmic scale. The radiative (convective) zones are where $N^2 > 0$ ($N^2 < 0$). The profile of ϵ_{nuc} is in an arbitrary unit only to show that the peak of ϵ_{nuc} at HBSH resides in the innermost radiative zone. Four selected frequencies from (Table 2 in) Paper I are also shown as horizontal dotted lines to mark the propagation cavity of each mode.

times ϵ_T play the major roles.

2.3. Propagation Cavities

The Brunt-Väisälä frequency N^2 which is defined as (Brassard et al. 1991)

$$N^2 = \frac{g}{r} \left[\frac{1}{\Gamma_1} \frac{\partial \ln P}{\partial \ln r} - \frac{\partial \ln \rho}{\partial \ln r} \right]. \quad (3)$$

shows the extent and boundaries of convective zones ($N^2 < 0$ where g-modes are evanescent) and the radiative zones ($N^2 > 0$ where g-modes are oscillatory). The complexity of the internal structure of our model is indicated in Figure 2 which shows the run of the square root of N^2 (solid line) and Lamb frequency $S_\ell^2 = \ell(\ell+1)c_s^2/r^2$ as a function of temperature. Here, c_s denotes the sound speed in the stellar plasma. The profile of ϵ_{nuc} is designated by dot-dashed line in arbitrary units.

The remarkable feature in the model is that the peak and hotter part of HBSH reside in the innermost radiative zone and extend slightly to the base of ICZ. The coincidence of this condition is one of the prerequisites for the ϵ -mechanism to operate (Section 3.4). This, however, is not true during the entire evolution of a massive star. Once the central H burning is ceased, the helium rich core starts to contract. As a result the core temperature T_c increases, and the opacity κ near the core drops. In addition, the non-burning core contributes very poorly to the radiative luminosity L_r . Therefore, the radiative temperature gradient $\nabla_{\text{rad}} \propto \kappa P L_r / m T^4$ becomes smaller than $\nabla_{\text{ad}} = (\partial \ln T / \partial \ln P)_S$ mainly because of a drastic decrease in L_r/m . Thus, the core becomes radiative. This marks the starting point of the post-MS evolutionary phase. The HBSH, which at this evolutionary stage, is the main source of energy, moves away from the core and lies partly in the ICZ and partly in the innermost radiative zone.

3. SEISMIC ANALYSIS

The model discussed in Section 2 is the input to the Granada oscillation Code (hereafter GraCo: Moya et al. 2004; Moya & Garrido 2008). The radial and non-radial oscillation spectra are calculated in both the adiabatic and non-adiabatic frames solving numerically the perturbative equations described in Unno et al. (1989). The set of adiabatic equations provide a first list of eigenfrequencies and eigenfunctions. In the non-adiabatic approximation, the eigenfrequencies are corrected (slightly for non-adiabatic effects), and an additional set of eigenfunctions related with the energy interchanges are obtained. These eigenfunctions make it possible to calculate theoretically the work done by the pulsational mode to its surroundings, during a complete period. In addition, we can obtain the relative flux variations and the phase-lag between the flux variations and the corresponding variations in radius. These last two non-adiabatically derived quantities are not used in the present study, but could be useful once multi-wavelength photometry of Rigel is carried out.

In the GraCo, the non-adiabatic calculations can be done to include the convection - pulsation interaction using the Time Dependent Convection (TDC) theory (Dupret et al. 2005). This theory improves the “frozen convection” (FC) approximation usually implemented in most of the other codes. But this is not necessary in this study, since near the core of stars like Rigel, where the ϵ -mechanism is located, convection is highly developed. As a result, convection can be regarded decoupled from pulsation. In this case the FC is an appropriate approximation. On the other hand, the adiabatic solutions of GraCo have been used as reference for the ESTA works (Evolution and Asteroseismic Tools Activities, Lebreton et al. 2008; Moya et al. 2008).

To comply with our list of observed frequencies presented in Paper I, we restrict our search for frequencies from less than 10^{-2} to 1.3 d^{-1} and for radial and non-radial modes up to $\ell = 3$. Below the lower frequency limit of 10^{-2} d^{-1} , convergence is very difficult to achieve. In this respect, our strategy is different from that of Godart et al. (2009) where they employ quasi-adiabatic approach for stability analysis of the radiative core and full non-adiabatic solution for the envelope. This approach is optimized to extract a discrete set of excited modes reflected from the edges of the ICZ in those models where the κ -mechanism is responsible for pulsational instabilities. We note that while Gautschy (2009) did not find any instabilities for models of Rigel ($3.95 \lesssim \log T_{\text{eff}} \lesssim 4.15$), Saio (2011) predicted that α Cyg type pulsating stars ought be unstable against convective gravity modes. In the following, we explain the asteroseismic results for different degrees ℓ .

3.1. Energy Balance

The temporal variation of perturbed quantities in GraCo are treated as $\exp(-i\sigma t)$ where σ_R and σ_I are the real and imaginary parts of the complex eigenfrequency $\sigma = \sigma_R + i\sigma_I$, respectively. The imaginary part is essentially obtained as a solution of the system of differential equations, however, it is also related to the so-called cumulative work W .

$$\sigma_I = -\frac{\sigma_R}{4\pi} \frac{W}{E_k}, \quad E_k = \frac{\sigma_R^2}{2} \int_0^M |\xi(r)|^2 dm. \quad (4)$$

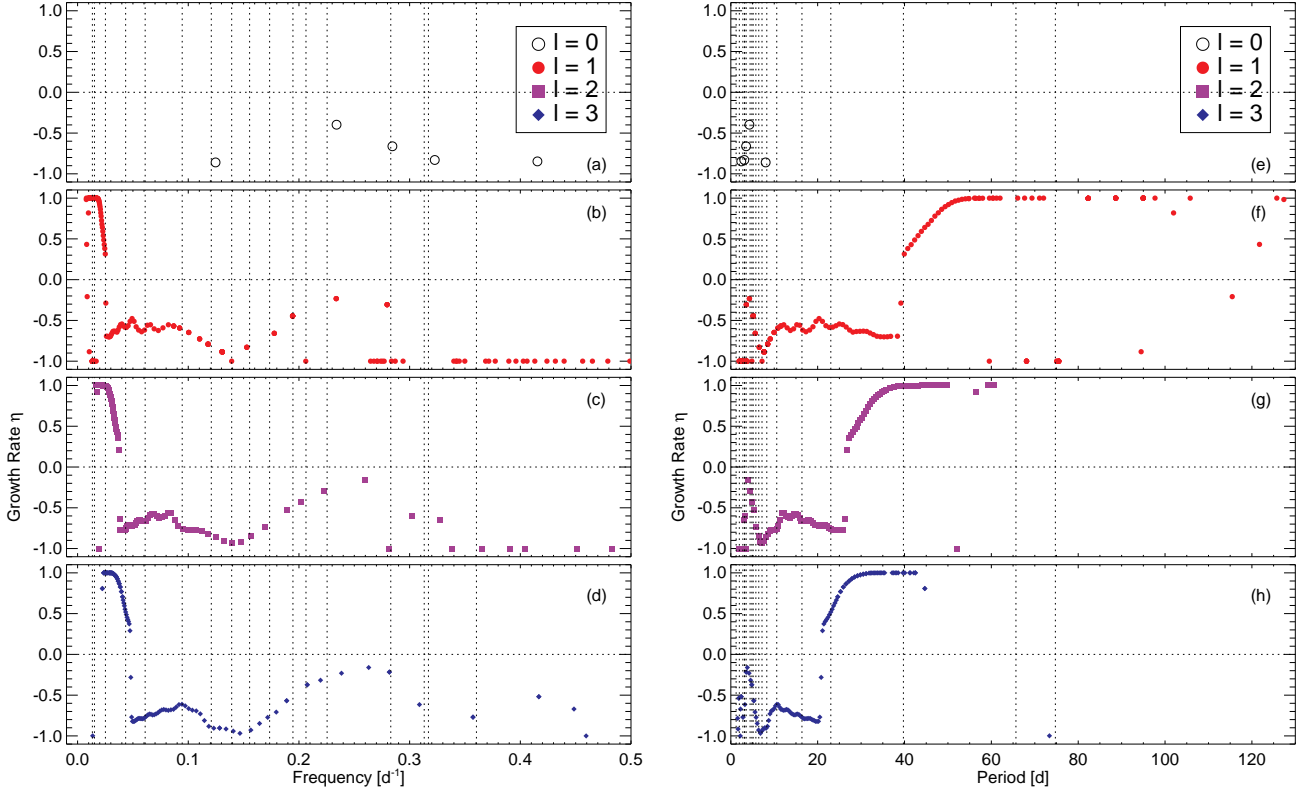


FIG. 3.— Left. Variation of growth rate η with mode frequency for $0 \leq \ell \leq 3$. All radial p-modes (empty circles) are stable. The low-frequency dipole (filled circles), quadrupole (filled squares) and octupole (filled diamonds) modes are found excited by the ϵ -mechanism ($\eta > 0$). The period of these excited modes vary from about 127 days down to 21 days. There is a peak in all stable non-radial modes around 0.26 d^{-1} where a tendency towards overstability appears regardless of degree. The vertical dotted lines mark the observed frequencies from Paper I. Right. Similar to the left, but with the periods on the abscissa. With the increase in degree ℓ , the transition from overstable to stable modes shifts towards shorter periods.

where E_k is the kinetic energy. According to Unno et al. (1989) (their Section 26), the work integral accumulates the contribution from perturbation to radiative flux W_F , convective flux W_C , and energy generation rate W_ϵ , say

$$W = W_F + W_C + W_\epsilon, \quad (5)$$

The net contribution of ϵ_{nuc} to the work integral of each mode is

$$W_\epsilon = \frac{\pi}{\sigma_R} \int_0^M \epsilon_{\text{nuc}} \left(\epsilon_T + \frac{\epsilon_\rho}{\Gamma_3 - 1} \right) \left(\frac{\delta T}{T} \right)^2 dm. \quad (6)$$

where ϵ_T and ϵ_ρ are as in Eq. 1 and 2; $\Gamma_3 - 1 = (\partial \ln T / \partial \ln \rho)_S$ is an adiabatic exponent and δT is the Lagrangian temperature perturbation. As the bottom right panel in Figure 1 shows, ϵ_T and $\epsilon_\rho / (\Gamma_3 - 1)$ are both positive quantities; as a result, the integrand in Eq. 6 is greater than zero and always has a tendency towards mode excitation given high enough values for $\epsilon_T \gtrsim 11$ (Noels et al. 1974, 1976; Sonoi & Shibahashi 2011).

We define the e -folding time $\tau_e = \sigma_I^{-1}$, and the growth rate $\eta = W/|W|$ where $|W|$ is an absolute value of the work. With these, growth rate lies in the range $-1.0 \leq \eta \leq 1.0$. Therefore, the stability of non-radial modes is determined by the sign of growth rate where positive (negative) values denote overstability (stability).

Since ϵ_{nuc} is practically (but not necessarily numerically) zero in the envelope of our model, the rise in the profile of ϵ_T in (bottom right panel of Figure 1) has no impact on the evaluation of W_ϵ due to the multiplication

of ϵ_{nuc} by ϵ_T (see Eq. 6).

3.2. Frequency Domain of Excited Gravity Modes

In evolved stars with alternating radiative and convective zones and large density contrast between the core and the envelope, pressure (p) and gravity (g) modes appear in mixed character, where for each, there is a contribution from the other. Consequently, the modes are identified as p- or g-modes according to the more dominant effect one might have over the other (Osaki 1975). In our case, adiabatic eigenfunctions are high-order gravity-dominated mixed modes with large number of nodes in both pressure and gravity cavities. The huge number of nodes in the ϵ -mechanism trapping zone is met by the grid of mesh points which is fully in agreement with the asymptotic approach (Tassoul 1980; Smeyers & Moya 2007).

To study the effect of energy balance, Figure 3 shows the variation of growth rate η as a function of mode frequency (left panels) and period (right panels) for different spherical harmonic degrees ℓ . Because models of evolved stars have highly non-adiabatic envelopes, the numerical convergence is not straightforward in all cases, so we do not assume that all eigensolutions are covered; however, the solution space is well sampled so that there is a clear trend in stability behavior of non-radial modes in Figure 3.

For non-radial modes (panels b, c and d in Figure 3) and at the lower frequency range, the dense spectrum of eigenmodes are excited by the ϵ -mechanism (discussed in

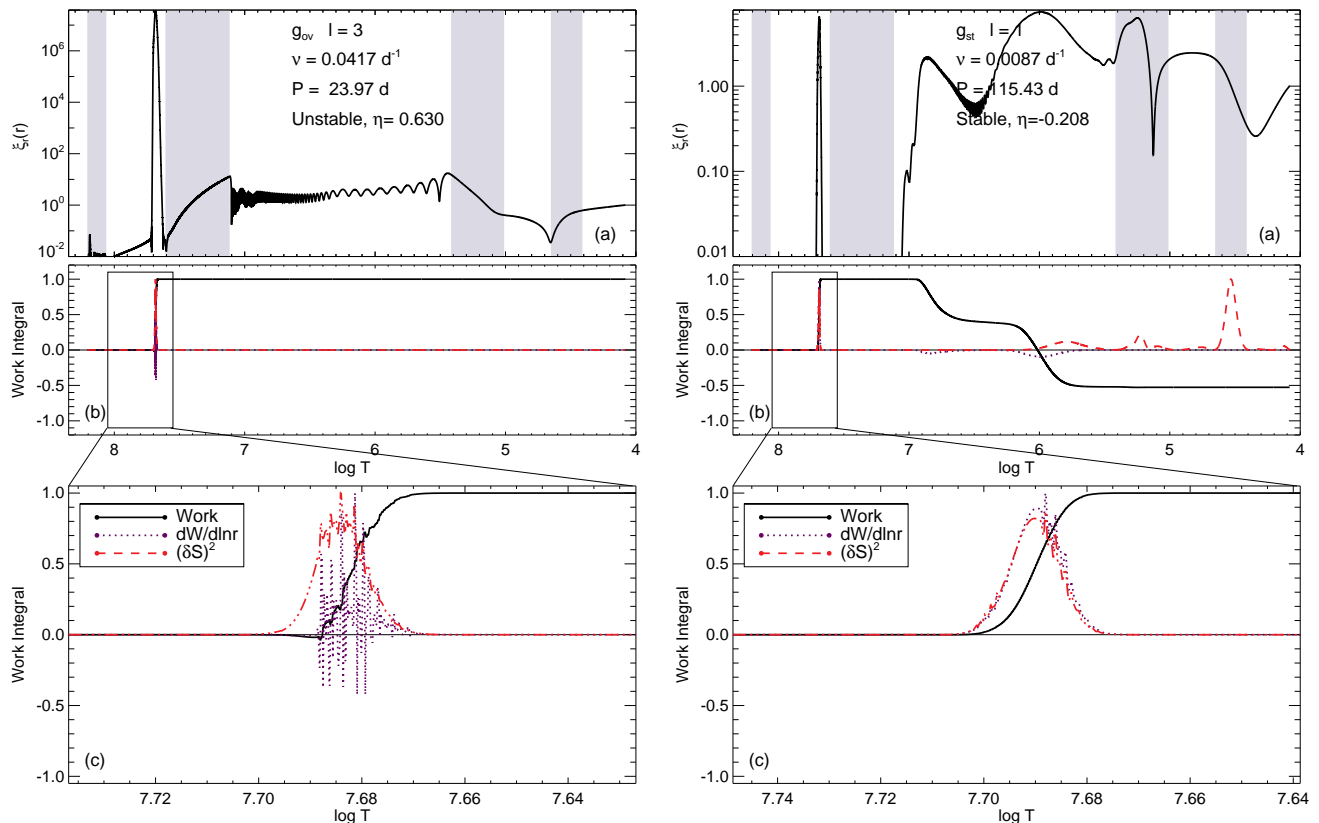


FIG. 4.— An example of two g -modes, g_{ov} (left) and g_{st} (right). Concise mode information is also included: ℓ , ν , P and η are degree, frequency in d^{-1} , period in days and growth rate, respectively. The modulus of the radial displacements $\xi_r(r)$ in panels (a) are normalized to unity at the surface. Though the ϵ -mechanism in both modes is the main driver of g -mode pulsation, the latter is stabilized by radiative damping above ICZ. The excited mode g_{ov} has a large amplitude in the radiative HBSH and above ICZ so that radiative damping is overcome. The middle panels (b) show the work integral W (solid black line), work derivative $dW/d\ln r$ (dotted red line) and square of entropy perturbation $(\delta S)^2$ (dashed blue line) all normalized to unity. The bottom panels (c) are zoomed-in views of the same quantities as in panels (b) in the HBSH.

more detail in Section 3.4) and the overstability declines steeply by frequency with an abrupt transition from unstable to stable modes. At the high frequency end, all modes are strongly damped $\eta \approx -1.0$. In between these two extremes there exist a broad peak in the stable non-radial modes occurring at $\sim 0.26 \text{ d}^{-1}$. This shows that there is a tendency towards instabilities at higher frequencies whose driving force is different from the low-frequency modes. As it is discussed in more detail in Section 3.5, the inefficiency of the κ -mechanism operating around the He bump of opacity is responsible for their stability. Very clearly, there are many observed frequencies (marked by vertical dotted lines) that have no predicted unstable counterparts.

Panels (e) to (h) in Figure 3 present the profile of the growth rate with the corresponding period of the modes. The excited modes are more distinct in this representation. It is clear that four observed modes lie in the predicted domain of excited g -modes destabilized by the ϵ -mechanism.

An intriguing question would be the dependence of the frequency domain of overstable modes on the input physics of the equilibrium model. In this way, the low-frequency stable modes could be helped into overstability. Such physical ingredients could be the increased opacity at Carbon bump ($\log T \approx 6.3$), efficiency of rotationally induced mixing, overshooting from the borders

of the ICZ and the mass loss rate. We intend to investigate this in the upcoming studies.

3.3. Radial Modes

The Fundamental radial mode (p_1 having a period of 8.02 d) and its overtones in the prescribed scanning frequency range are very stable. This stability takes place around the Helium partial ionization zone close to the surface of the star. A similar result was achieved by Gautschi (2009) which is in very good agreement with the spectroscopic study of Lefever et al. (2007) who placed their sample of BSGs on the instability strip of various classes of pulsating stars and verified that these supergiants are unstable against g -modes (see also Saio 2011).

3.4. Excitation of Nonradial Gravity Modes by the ϵ -Mechanism

From Eq. 22.1 in Unno et al. (1989) for the linearized equation of energy conservation we have

$$i\omega \left(\frac{\tau_{th}}{\tau_{dyn}} \right) \left(\frac{\delta S}{C_p} \right) = \frac{4\pi r^3 \rho}{L_r} \left(\delta \epsilon_{nuc} - \frac{d\delta L_r}{dM_r} \right) + \frac{\ell(\ell+1)}{d \ln T / d \ln r} \frac{T'}{T} + \ell(\ell+1) \frac{\xi_h}{r} \frac{4\pi r^3 \rho}{L_r} \frac{dL_r}{dM_r}, \quad (7)$$

where $\omega = \sigma_R \tau_{\text{dyn}}$ is the dimensionless eigenfrequency, δS is the Lagrangian entropy perturbation, ξ_h is the tangential eigendisplacement, T' is the Eulerian temperature perturbation, and all other symbols have their common meaning. In the dense interior of the model, the ratio of the thermal time scale $\tau_{\text{th}} \propto M_r C_p T / L_r$ to the dynamical time scale $\tau_{\text{dyn}} = (R^3 / GM)^{1/2}$ is large. Even for small ω , the right hand side of Eq. 7 has to be large enough to overcome the high adiabaticity in the interior. This expectation is fulfilled for those modes which are trapped in the HBSH, for which the perturbation of the nuclear energy generation $\delta \epsilon_{\text{nuc}}$ is high enough, and other non-adiabatic terms can be overwhelmed.

To illustrate how the ϵ -mechanism is capable of exciting g-modes, Figure 4 shows two selected solutions, an octupole g_{ov} (left) and a dipole g_{st} (right). The former is overstable $\eta = +0.630$ while the latter is stable $\eta = -0.208$. The radial component of the eigendisplacement $\xi_r(r)$ which is shown on top panels (a) is set to unity at the surface $\xi_r(R) = 1.0$. The remarkable feature of g_{ov} is its relatively high amplitude in the radiative zone below the ICZ. There is a phase lag between the real and imaginary parts of $\xi_r(r)$ which accounts for the huge peak in the modulus of $\xi_r(r)$ as seen in Figure 4.a. The energy provided by the ϵ -mechanism when combined with large amplitude of g_{ov} in HBSH drives the mode and helps it overcome the radiative damping. In panel (b), the run of energy-related quantities are plotted in arbitrary units. The abscissa is $\log T$. The solid line is the cumulative work integral as in Eq. 5, the dotted line is the work derivative $dW/d \ln r$ and the dashed line is the square of the Lagrangian entropy perturbation δS

$$\delta S = C_p \left(\frac{\delta T}{T} - \nabla_{\text{ad}} \frac{\delta p}{p} \right). \quad (8)$$

After a sharp rise in the HBSH, the profile of W flattens until it reaches the surface. Above the base of the ICZ, the work integral and its derivative are constant, and there is no heat exchange in the envelope, so there $\delta S = 0$, for this specific solution. Panel (c) shows a zoomed-in view of the HBSH capable of exciting g-modes. Clearly, the heat exchange and work derivative are in phase. The maximum of $(\delta S)^2$ and work derivative coincide with the location of HBSH where on top of all $\xi(r)$ is large, and it is the combined constructive effect of all these facts which destabilizes g_{ov} . The e -folding time τ_e for g_{ov} and other excited modes are less than a year. This means that given an initial trigger, pulsational instabilities can develop fast (compared to the evolutionary time scales) and saturate to reach an observable level on the surface.

On the right panel, g_{st} has large enough amplitude in the HBSH to provide enough energetics for destabilization, but the radiative damping above the ICZ dissipates the mode energy so that the net cumulative work is negative, and this mode is stable $\eta = -0.208$. Note different values of eigendisplacement between the right and left panels. The Fe-bump of opacity embodies negligible amount of mass (see Section 2.2) and cannot inject enough energy to destabilize g_{st} .

A noticeable difference between the aforementioned g-modes in Figure 4 is that the net kinetic energy E_k of the overstable mode is twelve orders of magnitude larger than that of the stable mode. The simple explanation

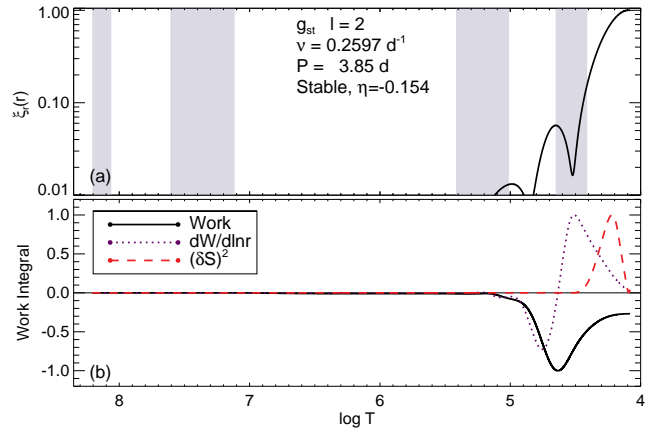


FIG. 5.— An example of a quadrupole g-mode which is stabilized by κ -mechanism. The frequency and growth rate of this mode is selected from the broad peak in Figure 3. The Iron-bump has a slight stabilizing effect, but the He-bump contributes positively to the mode driving; the net effect, however, is mode stability.

for this is the larger amplitude of g_{ov} at HBSH compared to g_{st} (see Eq. 4). That is why those regions in the model that are capable of damping g_{ov} have no effect on its net work W , while the radiative zones have enough energetics to dissipate the mechanical energy of g_{st} and damp it out.

3.5. Any Hope on κ -Mechanism?

The broad maxima of stable modes in Figure 3 correspond to gravity modes stabilized by the κ -mechanism arising from the bump of opacity associated with the He partial ionization zone at $\log T \approx 4.6$. This zone is situated in the outer dilute envelope of Rigel and contains negligible mass (see the long-dashed curve in Figure 1). As a result, the He partial ionization zone is incapable of attaining adequate inertia to drive gravity modes.

Figure 5 illustrates an $\ell = 2$ g-mode selected from the broad maxima of stable modes depicted in Figure 3 with the frequency of $\sim 0.26 \text{ d}^{-1}$ and $\eta = -0.154$. The profile of $\xi_r(r)$ shown in Figure 5 panel (a) has a relatively small amplitude in the radiative zone between the Iron and He opacity bumps. This is the reason for the negative work derivative $dW/d \ln r$ inward of the He bump (dotted line in Figure 5 panel b). However, there is still a positive and promising contribution to the work integral arising from the He bump as shown by the dotted line in panel (b).

4. CONCLUSION

The hydrogen burning shell in models of blue supergiant stars (like Rigel) is partly situated in the radiative layer below the intermediate convective zone. This is providing a situation where some modes can have a chance to overcome the radiative damping by the ϵ -mechanism provided they have large amplitudes (or equivalently high kinetic energy E_k) in the radiative part of the hydrogen burning shell. This can occur when the heat exchange (perturbation to entropy change $(\delta S)^2$) reaches a maximum value at the H burning shell. When the location of maximum heat exchange between different stellar layers coincides spatially with the location of appropriate fluctuations of the generated nuclear

energy, an instability is likely to take place. Our current study which includes effects of rotational mixing can explain the long-term ($21 \lesssim P \lesssim 127$ d) periodicities in Rigel. The short-period limit (21 day) where ϵ -mechanism destabilizes some g-modes can possibly be altered by improvements in the physics of rotating stars such as the efficiency of rotational mixing or the extent of convective overshooting from convective zones.

Furthermore, the close similarity between Rigel as a late B supergiant and other early A type supergiants in photometric and spectroscopic variability suggests extrapolating the application of the ϵ -mechanism to the long-term variation of the α Cyg class of pulsating stars.

The observed short-term spectroscopic variations of Rigel with periods below ~ 10 days are still theoretically challenging (see also Gautschy 2009). Previous works of Dziembowski & Pamiatnykh (1993); Dziembowski et al. (1993) and Pamiatnykh (1999) showed that the Iron enhancement and the resulting increase in the height of opacity peak can help explain the overstability of main sequence pulsating B stars against heat driven p- and g-modes. If the observed variations with periods shorter than about a week originate from Rigel's pulsations, not from other sources (e.g. spots, variable winds, and propagating shocks), then κ -mechanism is the only plausible means to induce instabilities. Further local enhancement of Iron-group elements at $\log T \approx 5.2$, in addition to He enhancement at $\log T \approx 4.6$ can possibly lead to excitation of shorter period modes. However, a more rigorous theoretical investigation of possible mechanisms to locally enhance the desired elements is called for.

With the advent and success of the current space-based missions such as *MOST*, *CoRoT* and *Kepler*, (almost) uninterrupted high precision photometry over long time baselines is made possible. Supergiants such as Rigel and

α Cyg type variable stars with possible long periods will greatly benefit from several months of continuous multi-wavelength photometry as planned with BRITe nano-satellite constellation mission (Kuschnig et al. 2009). The first of these nano-satellites is expected to be launched mid-2012. Their first observations are centered on Orion and should include Rigel in its field of view. This allows for the precise asteroseismology of blue supergiants (as progenitors of core collapse supernovae and their cores as seeds of the future neutron stars or black holes) to come to fruition, and bring a wealth of information about the near-core conditions of the pre collapse phase of the evolution of massive stars.

Acknowledgments E.M. and E.G. dedicate this study to Professor Yousef Sobouti, the founder of Institute for Advanced Studies in Basic Sciences (IASBS), Zanjan, and the main contributor of modern astronomy and astrophysics in Iran. We sincerely thank the anonymous referee for helping us improving the science content of the paper. We appreciate the fruitful discussions with Dr. Bill Paxton (KITP, UCSB) for all of the assistance with the MESA code. We are also grateful to comments from Dr. Conny Aerts (KULeuven) for reading the manuscript and for suggesting to use an input model that adequately resolves the hydrogen burning shell. EM appreciates the warm hospitality and support he received from Observatoire Cote d'Azur and Villanova University during his visits. A.M. acknowledges the funding of AstroMadrid (CAM S2009/ESP-1496) and the Spanish grants ESP2007-65475-C02-02, AYA 2010-21161-C02-02. This research was supported by NASA/MOST grant NNX09AAH28G which we gratefully acknowledge.

REFERENCES

- Aerts, C., et al. 2010, *A&A*, 513, L11+
- Aufdenberg, J. P., et al. 2008, in *The Power of Optical/IR Interferometry: Recent Scientific Results and 2nd Generation*, ed. A. Richichi, F. Delplancke, F. Paresce, & A. Chelli, 71–+
- Böhm-Vitense, E. 1958, *ZAp*, 46, 108
- Brassard, P., Fontaine, G., Wesemael, F., Kawaler, S. D., & Tassoul, M. 1991, *ApJ*, 367, 601
- Bresolin, F., Pietrzyński, G., Gieren, W., Kudritzki, R., Przybilla, N., & Fouqué, P. 2004, *ApJ*, 600, 182
- Clayton, D. D. 1968, *Principles of stellar evolution and nucleosynthesis*, ed. Clayton, D. D.
- Degroote, P., et al. 2010, *Nature*, 464, 259
- Dupret, M.-A., Grigahcène, A., Garrido, R., Gabriel, M., & Scuflaire, R. 2005, *A&A*, 435, 927
- Dziembowski, W. A., Moskalik, P., & Pamiatnykh, A. A. 1993, *MNRAS*, 265, 588
- Dziembowski, W. A., & Pamiatnykh, A. A. 1993, *MNRAS*, 262, 204
- Dziembowski, W. A., & Slawinska, J. 2005, *Acta Astronomica*, 55, 195
- Eddington, A. S. 1926, *The Internal Constitution of the Stars*, ed. Eddington, A. S.
- Gautschy, A. 2009, *A&A*, 498, 273
- Glatzel, W., & Kiriakidis, M. 1993, *MNRAS*, 263, 375
- Glatzel, W., Kiriakidis, M., Chernigovskij, S., & Fricke, K. J. 1999, *MNRAS*, 303, 116
- Glebbeeck, E., Gaburov, E., de Mink, S. E., Pols, O. R., & Portegies Zwart, S. F. 2009, *A&A*, 497, 255
- Godart, M., Noels, A., Dupret, M.-A., & Lebreton, Y. 2009, *MNRAS*, 396, 1833
- Grevesse, N., & Noels, A. 1993, in *Origin and Evolution of the Elements*, ed. N. Prantzos, E. Vangioni-Flam, & M. Casse, 15–25
- Heger, A., Langer, N., & Woosley, S. E. 2000, *ApJ*, 528, 368
- Heger, A., Woosley, S. E., & Spruit, H. C. 2005, *ApJ*, 626, 350
- Kaufer, A., Stahl, O., Wolf, B., Gaeng, T., Gummersbach, C. A., Kovacs, J., Mandel, H., & Szeifert, T. 1996, *A&A*, 305, 887
- Kaufer, A., et al. 1997, *A&A*, 320, 273
- Kawaler, S. D. 1988, *ApJ*, 334, 220
- Kawaler, S. D., Winget, D. E., Hansen, C. J., & Iben, Jr., I. 1986, *ApJ*, 306, L41
- Kuschnig, R., Weiss, W. W., Moffat, A., & Kudelka, O. 2009, in *Astronomical Society of the Pacific Conference Series*, Vol. 416, *Solar-Stellar Dynamos as Revealed by Helio- and Asteroseismology: GONG 2008/SOHO 21*, ed. M. Dikpati, T. Arentoft, I. González Hernández, C. Lindsey, & F. Hill, 587–+
- Lebreton, Y., Montalbán, J., Christensen-Dalsgaard, J., Roxburgh, I. W., & Weiss, A. 2008, *Ap&SS*, 316, 187
- Lefever, K., Puls, J., & Aerts, C. 2007, *A&A*, 463, 1093
- Maeder, A. 2009, *Physics, Formation and Evolution of Rotating Stars*, ed. Maeder, A.
- Maeder, A., & Meynet, G. 2001, *A&A*, 373, 555
- Miglio, A., Montalbán, J., Eggenberger, P., & Noels, A. 2009, *Communications in Asteroseismology*, 158, 233
- Miller Bertolami, M. M., Córscico, A. H., & Althaus, L. G. 2011, *ApJ*, 741, L3
- Moravveji, E., Guinan, E. F., Shultz, M., Williamson, M., & Moya, A. 2012, *ApJ*, 1
- Moya, A., & Garrido, R. 2008, *Ap&SS*, 316, 129
- Moya, A., Garrido, R., & Dupret, M. A. 2004, *A&A*, 414, 1081
- Moya, A., et al. 2008, *Ap&SS*, 316, 231

- Murphy, J. W., Burrows, A., & Heger, A. 2004, *ApJ*, 615, 460
- Noels, A., Boury, A., Gabriel, M., & Scuflaire, R. 1976, *A&A*, 49, 103
- Noels, A., Boury, A., Scuflaire, R., & Gabriel, M. 1974, *A&A*, 31, 185
- Noels, A., Montalban, J., Miglio, A., Godart, M., & Ventura, P. 2010, *Ap&SS*, 328, 227
- Osaki, J. 1975, *PASJ*, 27, 237
- Palla, F., & Baraffe, I. 2005, *A&A*, 432, L57
- Pamyatnykh, A. A. 1999, *Acta Astronomica*, 49, 119
- Paxton, B., Bildsten, L., Dotter, A., Herwig, F., Lesaffre, P., & Timmes, F. 2011, *ApJS*, 192, 3
- Przybilla, N., Firnstein, M., Nieva, M. F., Meynet, G., & Maeder, A. 2010, *A&A*, 517, A38+
- Rodríguez-López, C., MacDonald, J., & Moya, A. 2011, *MNRAS*, L367
- Saio, H. 2011, *MNRAS*, 412, 1814
- Saio, H., Baker, N. H., & Gautschy, A. 1998, *MNRAS*, 294, 622
- Saio, H., et al. 2006, *ApJ*, 650, 1111
- Shibahashi, H., & Osaki, Y. 1976, *PASJ*, 28, 533
- Simón-Díaz, S., Herrero, A., Uytterhoeven, K., Castro, N., Aerts, C., & Puls, J. 2010, *ApJ*, 720, L174
- Smeyers, P., & Moya, A. 2007, *A&A*, 465, 509
- Sonoi, T., & Shibahashi, H. 2011, *PASJ*, 63, 95
- Tassoul, M. 1980, *ApJS*, 43, 469
- Unno, W., Osaki, Y., Ando, H., Saio, H., & Shibahashi, H. 1989, *Nonradial oscillations of stars*, ed. Unno, W., Osaki, Y., Ando, H., Saio, H., & Shibahashi, H.
- van Leeuwen, F. 2007, *A&A*, 474, 653
- Vink, J. S., de Koter, A., & Lamers, H. J. G. L. M. 2001, *A&A*, 369, 574
- Waelkens, C., Aerts, C., Kestens, E., Grenon, M., & Eyer, L. 1998, *A&A*, 330, 215
- Weiss, A., Hillebrandt, W., Thomas, H., & Ritter, H. 2004, *Cox and Giuli's Principles of Stellar Structure*, ed. Weiss, A., Hillebrandt, W., Thomas, H.-C., & Ritter, H.
- Wiescher, M., Görres, J., Uberseder, E., Imbriani, G., & Pignatari, M. 2010, *Annual Review of Nuclear and Particle Science*, 60, 381