

Dynamic Control of Collapse in a Vortex Airy Beam

Rui-Pin Chen^{1,2}, Khian-Hooi Chew³, Sailing He^{1,4}

¹*Centre for Optical and Electromagnetic Research,*

State Key Laboratory of Modern Optical Instrumentations,

JORCEP [KTH-ZJU-LU Joint Research Center of Photonics],

Zhejiang University (ZJU), Hangzhou 310058, China

²*School of Sciences, Zhejiang A & F University, Lin'an 311300, Zhejiang Province, China*

³*Department of Physics, Faculty of Science, University of Malaya, Kuala Lumpur 50603, Malaysia*

⁴*Department of Electromagnetic Engineering, School of Electrical Engineering,*

Royal Institute of Technology (KTH), 100 44 Stockholm, Sweden

(Dated: November 23, 2018)

We study the self-focusing dynamics and collapse of vortex Airy optical beams in a Kerr medium. The collapse is suppressed compared to a non- vortex Airy beam in a Kerr medium as a result of the existence of vortex fields. The locations of collapse depend sensitively on the initial power, vortex order, and modulation parameters. Unlike the collapses reported before for any beam, the collapse may occur in a position where the initial field is nearly zero while no collapse appears in the region where the initial field is mainly distributed. This study sheds light on how to control and manipulate the location of collapse based on the initial power, vortex order and modulation parameter.

PACS numbers: 42.65.Jx; 42.65.Sf

Nonlinear wave collapse has been investigated in many areas of physics, including optics, fluidics, plasma physics, and Bose-Einstein condensates [1]. In nonlinear optics, collapses of beams with various spatial distributions have been studied [1-3]. One of the challenges facing this field of interest is the possibility of controlling and manipulating the collapse dynamics. Recently, the Airy beam has attracted considerable attention after its experimental generation by Siviloglou et al. [4] due to its intriguing properties and potential applications such as weak-diffraction, transverse acceleration [4-6], self-healing [7], and sorting microscopic particles [8]. The evolution characteristics of an Airy beam in nonlinear medium have been studied [9-17], such as plasma channel generation [13], laser filamentation [14], supercontinuum and solitary wave generation [15-17]. Vortices have been the subject of many studies and appear in many branches of physics [18]. A vortex Airy beam is formed by superposition of an Airy beam and a vortex optical

field. Recently, interesting propagation dynamics and non-classicality of a vortex Airy beam have been reported [19, 20]. The nonlinear dynamics of a vortex Airy beam in a Kerr medium is also expected to give some interesting and nontrivial properties.

In this letter, we investigate the spatial collapse dynamics of a vortex Airy beam. The coupling between the vortex and Airy beam strongly affects the nonlinear dynamic properties of the vortex and Airy beam in the Kerr medium. The diffraction against self-focusing of a vortex Airy beam is effectively enhanced compared to a non-vortex Airy beam. In addition, the vortex of beam tends to suppress the collapse in a Kerr medium. For a non-vortex Airy beam in a Kerr medium, partial collapse can occur in the beam's center [12]. However, the collapse of the vortex Airy beam never occurs at the beam's center. This is because the center of the vortex is located at the center of the beam. Our findings reveal that the position of the partial collapse and the propagation distance for the appearance of partial collapse are dependent on the initial powers, vortex orders, and modulation parameters. The partial collapse may occur in the main lobe, side lobes, or outermost lobes, depending on the strength of initial powers, the order of vortex and the modulation parameters. The collapse can occur in the position where the initial field is almost zero while no collapse appears in the position where the field originally exists with a appropriate power. We further show that the initial power, vortex order and modulation parameters can be exploited to control and manipulate the position of collapse dynamics in a vortex Airy beam. Even if the initial power is ultrahigh, the partial collapse occurs separately at the side lobes and the beam still propagates along a similar accelerating curve trajectory as that of an Airy beam in free space. Since the field distribution of a vortex Airy beam is modulated by some exponential factors, we also study the effect of these exponential factors on the nonlinear evolution of the beam in a Kerr medium. Finally, the evolution and collapse of a quasi-one-dimensional vortex Airy beam in a Kerr medium are analyzed as a limiting case. Our study shows the possibility of controlling and manipulating the collapse, especially the position of collapse in the vortex Airy beam, by choosing the initial powers, vortex orders or modulation parameters. Analogous to optics, the results can be extended to manage the collapse of other nonlinear waves such as fluid and matter waves.

The moments approach analysis. The propagation of a light beam in a Kerr medium is described in the paraxial approximation by the following nonlinear Schrodinger (NLS) equation:

$$\nabla_{\perp}^2 E - 2ik \frac{\partial E}{\partial z} + \frac{2n_2 k^2}{n_0} |E|^2 E = 0, \quad (1)$$

where k is the linear wave number, x and y are the transverse coordinates, z is the longitudinal coordinate, n_0 is the linear refraction index of the medium, n_2 is the third order nonlinear coefficient. Due to the complexity of the evolution of a vortex Airy beams in a Kerr medium, we apply the approach of moments [21] to study the nonlinear

dynamics by analyzing the evolution of several integral quantities derived from the NLS. These quantities are defined as

$$I_1(z) = \iint_s |E|^2 dx dy, \quad (2a)$$

$$I_2(z) = \iint_s (x^2 + y^2) |E|^2 dx dy, \quad (2b)$$

$$I_3(z) = \frac{i}{k} \iint_s \left[x \left(E \frac{\partial E^*}{\partial x} - E^* \frac{\partial E}{\partial x} \right) + y \left(E \frac{\partial E^*}{\partial y} - E^* \frac{\partial E}{\partial y} \right) \right] dx dy, \quad (2c)$$

$$I_4(z) = \frac{1}{2k^2} \iint_s \left(\left| \frac{\partial E}{\partial x} \right|^2 + \left| \frac{\partial E}{\partial y} \right|^2 - \frac{k^2 n_2}{n_0} |E|^4 \right) dx dy. \quad (2d)$$

These quantities are associated with the beam power I_1 , beam width I_2 , momentum I_3 , and Hamiltonian I_4 ; and satisfy a closed set of coupled ordinary differential equations [21]: $dI_1(z)/dz = 0$, $dI_2(z)/dz = I_3(z)$, $dI_3(z)/dz = 4I_4(z)$, $dI_4(z)/dz = 0$, and the important invariant under evolution, $Q = 2I_4I_2 - I_3^2/4$. Therefore, the following Ermakov-Pinney equation describing the dynamics of the scaled beam width can be obtained:

$$\frac{d^2 I_2^{1/2}(z)}{dz^2} = \frac{Q}{I_2^{3/2}(z)}. \quad (3)$$

For a vortex Airy beam, an initial field distribution can be described by [19]:

$$E(x, y; z = 0) = A_0 Ai(x/x_0) \exp(a_x x/x_0) Ai(y/x_0) \exp(a_y y/x_0) (x + iy)^m, \quad (4)$$

where A_0 is the amplitude of the complex amplitude $E(x, y, z = 0)$, x_0 is an arbitrary transverse scale. Exponential factors a_x and a_y are positive in order to ensure containment of the infinite Airy tail in the $-x$ and $-y$ directions, respectively. The azimuthal index m represents the order of vortex. The general solution to Eq. (3) with the vortex Airy beam as an initial field distribution can be given as

$$I_2(z) = I_2(z = 0) + \frac{Q}{I_2(z = 0)} z^2, \quad (5)$$

Eq. (5) describes the variation of the scaled beam width of the vortex Airy beam in a Kerr medium. When $Q = 0$, the rms beam width remains constant as recognized from Eq. (5) and the critical value, I_1^{cr} , is derived from $2I_4I_2 - I_3^2/4 = 0$ and Eq. (2). The corresponding power can be found through $P_{cr} = n_0 c \varepsilon_0 I_1^{cr} / 2$ [21]. The expression for P_{cr} is not presented here due to its lengthy expression.

Figure 1 shows the denary logarithmic vertical scale of the ratio of the critical power of a vortex Airy beam (with $m = 1, 2$) to the critical power $P_{cr}^G = \pi c \varepsilon_0 n_0^2 / (n_2 k^2)$ of a Gaussian beam, where c is the speed of light in vacuum and ε_0 is the permittivity of free space. In Fig. 1 one sees that the value of the critical power of the vortex Airy beam depends mainly on the beam profile of the transverse distribution (besides the nonlinear parameters of the medium).

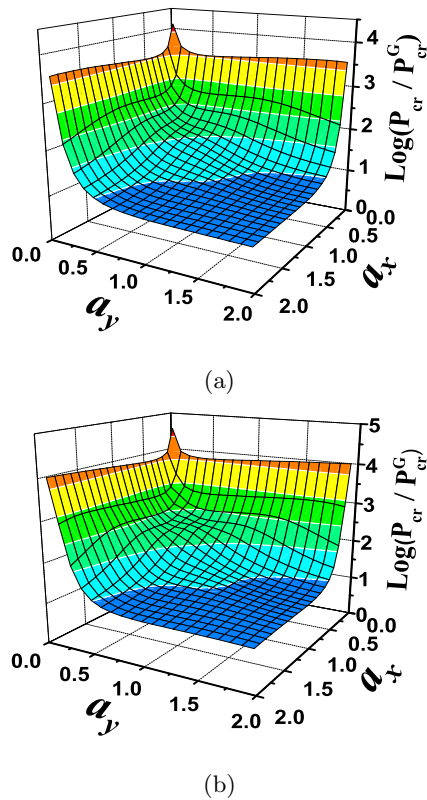


FIG. 1: (Color online) The critical powers of vortex Airy beams for different a_x and a_y . (a) $m = 1$; (b) $m = 2$.

The critical power of the vortex Airy beam increases as the the order of vortex modes increases, but decreases as the modulation parameters a_x and a_y increase. If the initial power exceeds the critical power P_{cr} , the rms beam width goes to zero at a finite propagation distance, as predicted by the approach of moments. Obviously, the critical power is the upper bound for the collapse power [22, 23].

Evolution and collapse of vortex Airy beams in Kerr media. Let us examine the evolution of a vortex Airy beam in a Kerr medium. In the numerical calculation, we take $\lambda = 0.53\mu m$, $x_0 = 100\mu m$ and $z_0 = kx_0^2/2 = 6cm$. The intensity distributions of the 1st and 2nd vortex Airy beams with $P_{in} = 5P_{cr}^G$ and $P_{in} = 15P_{cr}^G$ in the focusing nonlinear medium at different propagation distances are shown in Fig. 2, where hereafter the intensity distribution is normalized with respect to its initial peak intensity. One sees that the beams with different initial powers in the Kerr medium propagate along the same accelerating curve trajectory as an Airy beam in free space, as expected. The collapse will not occur during the propagation for these cases but the evolution of intensity distributions of the beam, however, depends sensitively on the order of vortex and the initial power.

As the initial power increases, more energy accumulates at various locations of the beam, leading to partial collapse of the beam. If the initial power is $P_{in} = 15P_{cr}^G$, the 1st order vortex Airy beam collapses at the outermost main

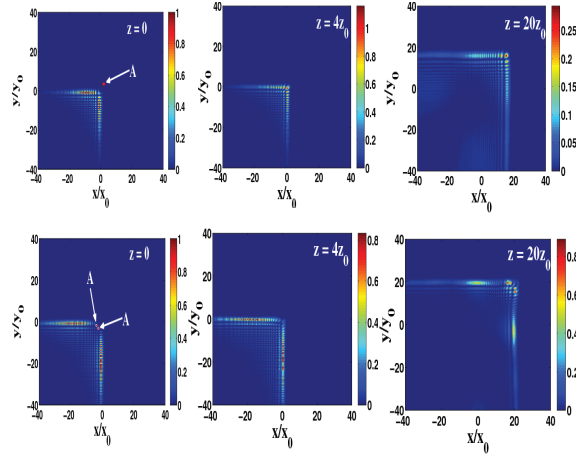


FIG. 2: (Color online) (Color online) The intensity distribution of vortex Airy beam ($a_x = a_y = 0.1$) at different propagation distances with initial powers in focusing Kerr medium. Upper row: the $m = 1$, $P_{in} = 5P_{cr}^G = 0.0023P_{cr}$; and lower: $m = 2$, $P_{in} = 15P_{cr}^G = 0.0024P_{cr}$.

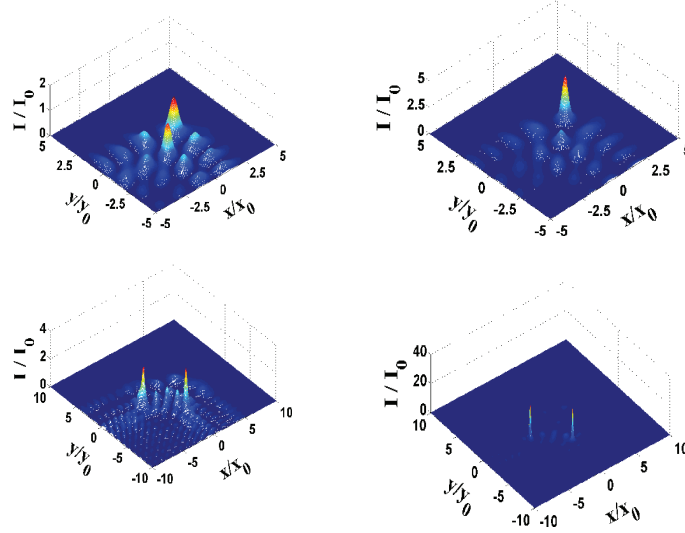


FIG. 3: (Color online) The intensity distribution of the vortex Airy beam ($a_x = a_y = 0.1$) in focusing medium. (a) $m = 1, P_{in} = 15P_{cr}^G = 0.0069P_{cr}$, $z = 5z_0$; (b) $m = 1, P_{in} = 15P_{cr}^G = 0.0069P_{cr}$, $z = 6z_0$; (c) $m = 2, P_{in} = 50P_{cr}^G = 0.0079P_{cr}$, $z = 7z_0$; (d) $m = 2, P_{in} = 50P_{cr}^G = 0.0079P_{cr}$, $z = 7.3z_0$;

lobe of the beam, as illustrated in Fig. 3 (upper). No collapse of vortex Airy beam with the order of $m = 2$ is expected, if $P_{in} = 15P_{cr}^G$ (see Fig. 2 (lower)). The 2nd order vortex Airy beam, however, is expected to collapse at $P_{in} = 50P_{cr}^G$, as shown in Fig. 3(c) and 3(d). In this case, the partial collapse will occur separately in two lobes in the beam (but, not in the outermost lobes). Numerical simulations indicate that the actual collapse power for the 1st order vortex Airy beam with $a_x = a_y = 0.1$ is $P_{in} = 0.0063P_{cr} = 14P_{cr}^G$ and that for the 2nd order vortex Airy beam

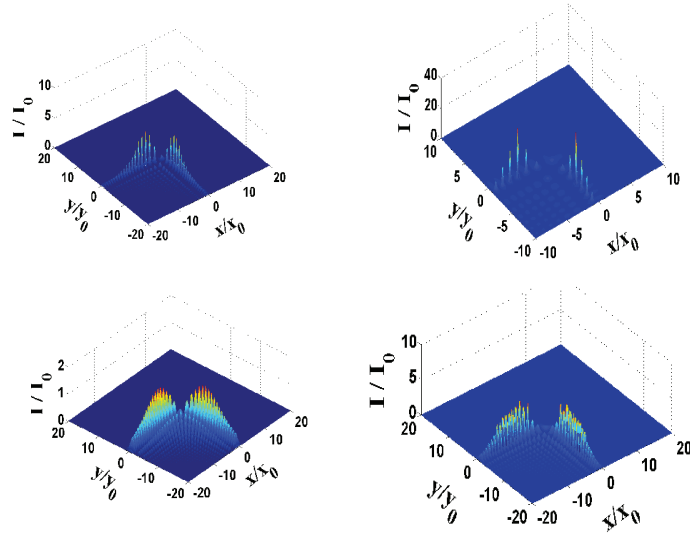
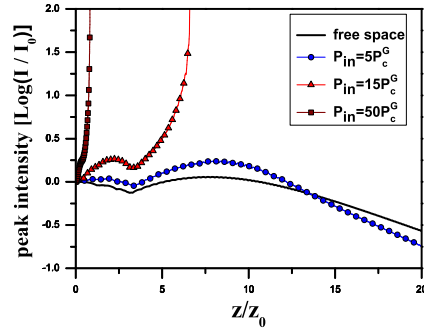
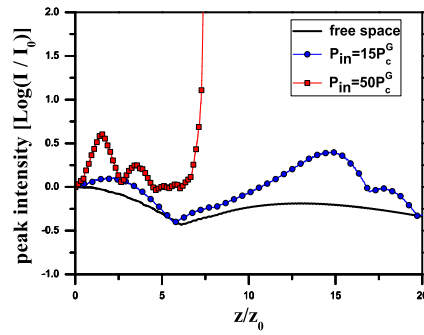


FIG. 4: (Color online) The intensity distribution of the vortex Airy beam ($a_x = a_y = 0.1$) in focusing medium. (a) $m = 1, P_{in} = 50P_{cr}^G = 0.023P_{cr}, z = 0.7z_0$; (b) $m = 1, P_{in} = 50P_{cr}^G = 0.023P_{cr}, z = 0.8z_0$. (c) $m = 1, P_{in} = 2500P_{cr}^G = 1.15P_{cr}, z = 0.02z_0$; (d) $m = 1, P_{in} = 2500P_{cr}^G = 1.15P_{cr}, z = 0.03z_0$;



(a)



(b)

FIG. 5: (Color online) The peak intensity of vortex Airy beam $a_x = a_y = 0.1$ as a function of the propagation distance with different initial powers (a) $m = 1$; (b) $m = 2$.

with $a_x = a_y = 0.1$ is $P_{in} = 0.0058P_{cr} = 37P_{cr}^G$. It is interesting to see that the 1st order vortex Airy beam collapses at the outermost lobes, if $P_{in} = 50P_{cr}^G$ (see Fig. 4(a) and (b)). A stronger initial power increases the number of lobes that collapse at the outermost region, and decreases the propagation distances of beam (e.g. Fig. 4(c) and 4(d) with $P_{in} = 1.15P_{cr} = 2500P_{cr}^G$). In Fig. 5, we show the normalized peak intensities as a function of the propagation distance with different initial powers. Although the approach of moments predicts that the rms beam width will be broadened when $P_{in} < P_{cr}$, the results from the variation of peak intensities suggest a deformation and redistribution of the vortex Airy beams during the propagation. The intensity at some lobes will dominate and eventually collapse while the rms beam width increases or remains constant, such as for the cases $P_{in} = 15P_{cr}^G$ and $50P_{cr}^G$ for the 1st order vortex Airy beam and $P_{in} = 50P_{cr}^G$ for the 2nd order vortex Airy beam. The results indicate that a higher initial power leads a shorter propagation distance before collapse. When the initial power begin to exceed the collapse power, the flow of transverse energy of Airy beam and vortex leads to a collapse occurring at the outermost main lobe of the beam. It is interesting to see that the energy accumulates to the position where the field is almost zero and finally a collapse occurs. On the other hand, no collapse occurs at a position where initial field mainly exists. In all the studies reported in the literature (for either vortex or non-vortex beams), the field never collapses at a location where the initial field is almost zero [3,22,23]. In the present study, however, a unusual collapse is observed for the present vortex Airy beam. The vortex Airy beam may collapse at a location where the initial field is nearly zero, e.g., the collapse point in Fig. 3(b) (cf. the zero initial field at this point, marked as point A on the first subfigure of Fig.2). During the propagation, the energy accumulates at this collapse position. The higher the initial power value, the closer the collapse position to the beam's center and the shorter propagation distance before collapse. These results, therefore, provide useful information on how to spatially manipulate a collapse in experiment. If the initial power increases further to a certain threshold value, the beam collapses at many side lobes simultaneously, but not in the outermost lobes, see e.g. the collapse position in Fig. 3(d) (cf. the initial field at these points around point A in Fig. 2 with $z = 0$). In this case, we see that the position of collapse, the number of collapse lobes, and the propagation distance (before collapse) also depend on the initial power. As the initial power reaches a considerably high value, the collapse will appear at many outermost lobes with a very short propagation distance with a higher initial power and a larger number of collapsed lobes. Even if the approach of moments predicts that the rms beam width will go to be zero at some propagation distance when the initial power exceeds the critical power P_{cr} , the vortex Airy beam collapses separately at the outermost lobes as shown in Fig. 4(c) and 4(d).

Quasi-one-dimensional vortex Airy beam. We now investigate the effect of modulation parameters on the nonlinear

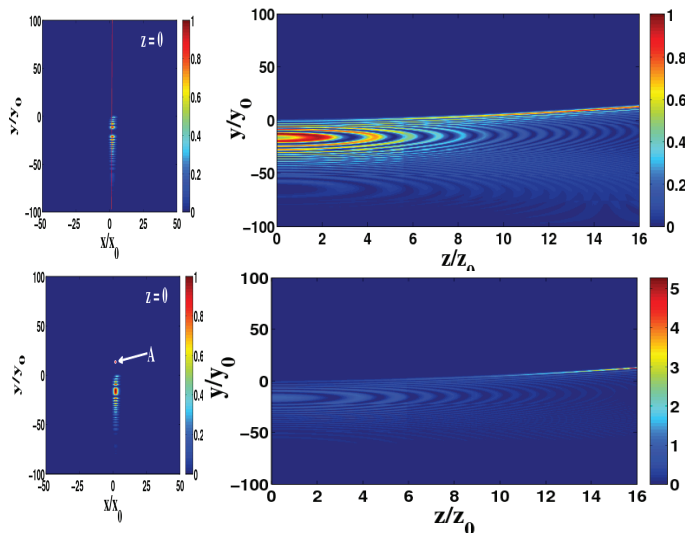


FIG. 6: (Color online) The intensity distribution of a vortex Airy beam ($a_x = 1.5$, $a_y = 0.05$) at different propagation distances with initial powers (a) $P_{in} = 1.5P_{cr}^G = 0.00043P_{cr}$; (b) $P_{in} = 5.5P_{cr}^G = 0.00157P_{cr}$. The thin red line in the first plot indicates the position of the longitudinal cross-section.

evolution of the vortex Airy beam. When $a_x = 1.5$ and $a_y = 0.05$, the beam becomes a quasi-one-dimensional vortex Airy beam, as shown in Fig. 6. Under a low initial power of $P_{in} = 1.5P_{cr}^G$, the beam propagates along the accelerating trajectory with a feature similar to the propagation behavior of an Airy beam in free space, the field distribution is evidently different with that of the beam in free space, and the beam does not collapse as shown in Fig. 6(a). By increasing the initial power from $P_{in} = 1.5P_{cr}^G$ to $5.5P_{cr}^G$, the off-center part of the beam partially collapses at certain propagation distance although the propagation trajectory is the same as that of $P_{in} = 1.5P_{cr}^G$, (compared with the zero initial field of this collapse point to the point A on first subfigure in Fig. 6(b)). On the other hand, no collapse occurs at the position where the field originally exists as shown in Fig. 6(b). The underlying physics are similar to the collapse behavior of a vortex Airy beam.

In conclusion, we have systematically studied the collapse dynamics of vortex Airy optical fields in a Kerr medium. The collapse of a vortex Airy beam requires a higher energy than that of a non-vortex beam. Although vortex Airy beams with different initial powers propagate along a similar acceleration curve trajectory in the Kerr medium as a non-vortex Airy beam propagates in free space, the evolution and appearance of the collapse in a vortex Airy beam exhibits unusual features. The collapse can occur in the position where the initial field is almost zero. Our study shows that the collapse can occur at different locations other than the central point, and the locations can be controlled through choosing appropriate initial powers, the order of vortex, and the modulation parameters. This

work is supported in part by the State Key Program for Basic Research of China under Grant No.2006CB921805, the Science and Technology Department of Zhejiang Province (2010R50007), and the Key Project of the Education Commission of Zhejiang Province of China No.Z201120128.

-
- [1] M. C. Cross and P. C. Hohenberg, *Rev. Mod. Phys.* **65**, 851-1112 (1993); P. A. Robinson, *Rev. Mod. Phys.* **69**, 507-573 (1997).
- [2] L. Bergé *et al.*, *Physica (Amsterdam) D* **176**, 181 (2003).
- [3] A. Dubietis *et al.*, *Opt. Lett.* **29**, 1126 (2004); L. T. Vuong *et al.*, *Phys. Rev. Lett.* **96**, 133901 (2006).
- [4] G. A. Siviloglou *et al.*, *Phys. Rev. Lett.* **99**, 213901 (2007); G. A. Siviloglou and D. N. Christodoulides, *Opt. Lett.* **32**, 979 (2007).
- [5] J. Kasparian and J. P. Wolf, *Science* **324**, 194 (2009).
- [6] M. A. Bandres and J. C. Gutierrez-Vega, *Opt. Express* **15**, 16719 (2007).
- [7] J. Broky *et al.*, *Opt. Express* **16**, 12880 (2008).
- [8] J. Baumgartl, M. Mazilu, and K. Dholakia, *Nature Photon.* **2**, 675 (2008).
- [9] T. Ellenbogen *et al.*, *Nature Photon.* **3**, 395 (2009).
- [10] I. Dolev, T. Ellenbogen, and A. Arie, *Opt. Lett.* **35**, 1581 (2010).
- [11] S. Jia *et al.*, *Phys. Rev. Lett.* **104**, 253904 (2010).
- [12] R. P. Chen *et al.*, *Phys. Rev. A* **82**, 043832 (2010).
- [13] P. Polynkin *et al.*, *Science* **324**, 229 (2009).
- [14] P. Polynkin, M. Kolesik, and J. Moloney, *Phys. Rev. Lett.* **103**, 123902 (2009).
- [15] C. Ament, P. Polynkin, and J. V. Moloney, *Phys. Rev. Lett.* **107**, 243901 (2011).
- [16] I. Kaminer, M. Segev, and D. N. Christodoulides, *Phys. Rev. Lett.* **106**, 213903 (2011).
- [17] A. Lotti *et al.*, *Phys. Rev. A* **84**, 021807 (2011).
- [18] L. M. Pismen, *Vortices in Nonlinear Fields* (Clarendon Press, Oxford, 1999).
- [19] M. Mazilu *et al.*, *Proc. SPIE* **7430**, 74300C-1(2009); H. T. Dai *et al.*, *Opt. Lett.* **35**, 4075-4077 (2010).
- [20] R. P. Chen and C. H. R. Ooi, *Phys. Rev. A* **84**, 043846 (2011).
- [21] V. M. Pérez-García, P. Torres, and G. D. Montesinos, *SIAM J. Appl. Math.* **67**, 990 (2007); J. J. Garcia-Ripoll, V. M. Perez-Garcia, and P. Torres, *Phys. Rev. Lett.* **83**, 1715 (1999); C. Pare and P. A. Blanger, *Opt. Quan. Electron.* **24**, S1051 (1992).
- [22] P. Johannisson *et al.*, *Opt. Commun.* **222**, 107 (2003).
- [23] G. Fibich and A. L.Gaeta, *Opt. Lett.* **25**, 335 (2000); G. Fibich and N. Gavish, *Phys. Rev. A* **77**, 045803 (2008); G. Fibich

and B. Ilan, Phys Rev. Lett. **89**, 013901 (2002).