

RCFT WITH DEFECTS: FACTORIZATION AND FUNDAMENTAL WORLD SHEETS

Jens Fjelstad ^a, Jürgen Fuchs ^b, Carl Stigner ^b

^a *Department of Physics, Nanjing University
22 Hankou Road, Nanjing, 210093 China*

^b *Teoretisk fysik, Karlstads Universitet
Universitetsgatan 21, S-651 88 Karlstad*

ABSTRACT

It is known that for any full rational conformal field theory, the correlation functions that are obtained by the TFT construction satisfy all locality, modular invariance and factorization conditions, and that there is a small set of fundamental correlators to which all others are related via factorization – provided that the world sheets considered do not contain any non-trivial defect lines. In this paper we generalize both results to oriented world sheets with an arbitrary network of topological defect lines.

1 Introduction

The correlation functions of a full rational conformal field theory are strongly constrained by consistency requirements: the locality, modular invariance and factorization (or sewing) constraints. Indeed, as has been shown in [1], for any solution to the sewing constraints (with nondegenerate closed state vacuum and nondegenerate two-point functions of boundary fields on the disk and of bulk fields on the sphere), all correlators on arbitrary oriented world sheets are already uniquely determined by the one-, two- and three-point functions on the disk. The factorization constraints also allow one to obtain all correlators via sewing from a small number of fundamental correlators [2, 3, 4].

A procedure for constructing all correlation functions as elements of the appropriate spaces of conformal blocks of the corresponding chiral CFT (which, in turn, are the spaces of solutions to the chiral Ward identities) has been established in [5, 6, 7]. This procedure, called the *TFT construction*, uses as an input the systems of conformal blocks together with certain Frobenius algebras in the category of representations of the chiral symmetry algebra. In [7] it was demonstrated explicitly that the correlators obtained from the TFT construction do obey all locality, modular invariance and factorization constraints.

The statement just made is in need of a further qualification, though. Namely, the TFT construction gives the correlators on all world sheets, including not only arbitrary field insertions in the bulk and on the boundary, and arbitrary boundary conditions preserving the chiral symmetry, but also arbitrary topological defect lines. In contrast, the verification of the sewing identities in [7] has been carried out only for world sheets without any defect lines. Or put differently, only factorization across *trivial* defect lines has been considered. To put the latter statement into context, recall that in the TFT construction topological defect lines are labeled by bimodules over the Frobenius algebras that characterize the full CFTs in the adjacent regions of the world sheet. A trivial defect line separates two regions characterized by one and the same Frobenius algebra and is labeled by that Frobenius algebra. Similarly, the list of fundamental correlators from which all others can be obtained by sewing will no longer be exhausted by those considered in [2, 3, 4, 6] when non-trivial defect lines are admitted.

The purpose of this paper is to close both of these gaps. First, we extend the proof of factorization to world sheets with an arbitrary configuration of defect lines. Second, we complete the list of fundamental world sheets to include also world sheets with defects, taking into account that there are various ways for world sheets to be equivalent, i.e. to have the same correlator. Concretely, we show that the resulting list is still finite, and in fact not much more complicated than the one obtained in the absence of defects. It is worth stressing that it is not a priori guaranteed that the factorization constraints in the presence of defects still give rise to a finite set of fundamental world sheets. Indeed one has to allow for world sheets with arbitrarily complicated defect networks, and one might have feared that the factorization procedure is not sufficiently flexible for ending up with a finite list.

We note that topological defects arise naturally e.g. in statistical systems modeling condensed matter systems of physical interest, see e.g. [8, 9]. The behavior of such a system can be very hard to analyze when a complicated defect network is present. Our results allow one to discuss aspects of such a behavior by considering instead only a finite set of correlators with simple defect configurations. More generally, defect lines, as well as defect domain walls, are of much current interest in other areas of quantum field theory as well (see e.g. [10, 11, 12, 13]); this provides an additional incentive for studying basic properties of quantum field theories in the

presence of defects. In particular, the concise mathematical framework arising in our discussion may still be suited in situations in which more heuristic concepts from conformal field theory can no longer be applied.

To the best of our knowledge, aspects of factorization in the presence of defects have so far only been addressed in [14], where the particular case of crossing relations for four-point correlators on the sphere was discussed. In our analysis the only restriction is that we take the world sheets to be oriented, and accordingly the term CFT will be tacitly understood as oriented CFT. But this restriction is only made for the sake of brevity; our results can in fact easily be generalized to include unoriented world sheets as well. At a technical level our proof of factorization in principle follows the lines of the corresponding proof in [7]. We have, however, reformulated the basic idea of factorization in such a manner that our arguments should be accessible even without a full familiarity with the considerations in [5, 6, 7].

This paper is organized as follows. Section 2 is devoted to bulk factorization. We first present, in Sections 2.1 and 2.2, the basic ingredients of bulk factorization as well as details about one important structure, the gluing cobordism. The precise factorization statement is formulated in Section 2.3 (Theorem 2.1, formula (2.32)), and its proof is given in Section 2.4. As a preparation for the discussion of fundamental correlators, Section 3 deals with various properties of world sheets with defect lines. First we provide in Section 3.1 a precise definition of what we mean by a world sheet with defects. In Section 3.2 we then list a number of ways in which world sheets can differ while still having equal correlators. Section 4 contains a brief discussion of boundary factorization in the presence of defect lines, with the main result stated in Theorem 4.1. Section 5 is devoted to fundamental correlators. In Section 5.1 we state and prove the covariance and invariance properties of correlators with defects (Theorem 5.2 and Corollary 5.3). In Section 5.2 we then present a list of fundamental world sheets, and show that every correlator can be expressed in terms of the correlators of these fundamental world sheets (Theorem 5.5). A number of issues of more technical nature are collected in an Appendix.

2 Bulk factorization

2.1 Cutting and gluing

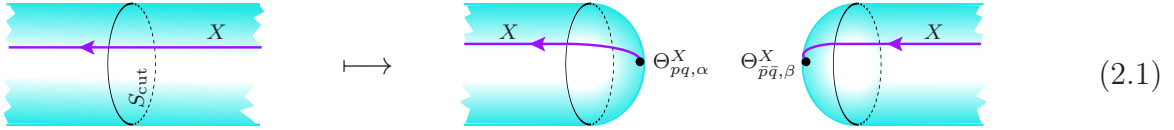
We start with a brief survey of the ingredients needed for the analysis of bulk factorization. A correlator of a full CFT is associated to a *world sheet*. This is a surface with a conformal structure and with an embedded graph that carries information about all field insertions, boundary conditions and topological defect lines. Here, following [15], by a *topological* defect line we mean a defect line across which all chiral symmetries are continuous. A topological defect line is thus in particular totally transmissive for the stress-energy tensor. As a consequence, it can be deformed without affecting the value of a correlator, as long as it is not taken across any field insertion or through another defect line. All defect lines considered in the sequel will be topological; hence we will usually refer to them just as defect lines, and refer to (segments of) defect lines that are located next to each other as running ‘parallel’.

For our purposes it is sufficient to regard world sheets as topological manifolds. In the absence of defect lines, the structure of such a world sheet is specified in detail in Definition B.2 of [7]. We will present a complete description including defect lines. Since, as it turns out,

factorization can be analyzed without using all details, this description is postponed to Section 3.1.

Factorization associates to a given world sheet Σ a new world sheet Σ' . In the case of *bulk* factorization, $\Sigma' = \Sigma_{pq,\alpha\beta}$ is obtained as follows. The factorization is performed along an embedded circle S_{cut} that is contained in a cylindrical region in the interior of Σ . In a first step, the world sheet is cut along the circle S_{cut} , which gives rise to two new circular components of the boundary of the world sheet. In the second step, the holes created this way are closed by gluing a suitable hemisphere to each of these circular boundary components.

Here we are interested in the situation that the cutting circle S_{cut} is crossed by finitely many defects which are running parallel. Since topological defect lines can be fused (see [16,17] and also Section 3.2.3 below), it is actually enough to consider just a single defect line X crossing the circle S_{cut} . The hemispheres that are to be glued in the second step of the factorization procedure are then obtained by cutting along the equator a specific world sheet $S_{X;pq,\alpha\beta}^2$. As a surface, $S_{X;pq,\alpha\beta}^2$ is the two-sphere, and it comes with two marked points (say, the North and South pole), at which disorder fields $\Theta_{pq,\alpha}^X$ and $\Theta_{\bar{p}\bar{q},\beta}^X$ reside; and these disorder fields are connected by the defect line X . The resulting factorization is schematically displayed in the following picture:



$$(2.1)$$

Two major impacts of the factorization are that the new world sheet Σ' has a different topology from that of Σ , and that the set of field insertions has increased by two disorder fields.

Our task is now to relate the correlators on the world sheets Σ and Σ' . The correlator $C(\Sigma)$ of a world sheet Σ is an element in the space $\mathcal{H}(\widehat{\Sigma})$ of conformal blocks on the complex double $\widehat{\Sigma}$ of Σ [18,19,20]. Since factorization changes the topology as well as the number of marked points on the double, the spaces $\mathcal{H}(\widehat{\Sigma})$ and $\mathcal{H}(\widehat{\Sigma}')$ are not isomorphic. Still the correlators on Σ and $\Sigma' = \Sigma_{pq,\alpha\beta}$ can be compared, with the help of a so-called *gluing homomorphism*, which is a linear map

$$\mathcal{G}_{pq} : \mathcal{H}(\widehat{\Sigma}_{pq}) \rightarrow \mathcal{H}(\widehat{\Sigma}). \quad (2.2)$$

Here we write $\widehat{\Sigma}_{pq}$, rather than $\widehat{\Sigma}_{pq,\alpha\beta}$, for the double of the world sheet $\Sigma_{pq,\alpha\beta}$, in order to indicate that this two-manifold (and, as a consequence, the associated space of conformal blocks) does not depend on the labels α, β of the multiplicity space of disorder fields with chiral labels p and q . The map \mathcal{G}_{pq} in (2.2) is in fact precisely the same as the one defined in formula (2.49) of [7] and already used there in the proof of bulk factorization. That this is still the correct gluing homomorphism in the more general situation considered here is due to the fact that according to the TFT construction of correlators, the relevant space of conformal blocks does not depend at all on whether we deal with a trivial defect or with a non-trivial one.

The vector $\mathcal{G}_{pq}(C(\Sigma_{pq,\alpha\beta}))$ lies in the same space $\mathcal{H}(\widehat{\Sigma})$ as the original correlator $C(\Sigma)$. Indeed there is [21, Def. 5.1.13(iv)] an isomorphism

$$\bigoplus_{p,q} \mathcal{G}_{pq} : \bigoplus_{p,q} \mathcal{H}(\widehat{\Sigma}_{pq}) \xrightarrow{\cong} \mathcal{H}(\widehat{\Sigma}) \quad (2.3)$$

of vector spaces. In addition, further analysis with the help of the TFT construction shows that the correlator $C(\Sigma)$ can be expressed as a linear combination of the images $\mathcal{G}_{pq}(C(\Sigma_{pq,\alpha\beta}))$ of the correlators for the factorized world sheets, i.e. one has

$$C(\Sigma) = \sum_{p,q,\alpha,\beta} \xi_{pq,\alpha\beta} \mathcal{G}_{pq}(C(\Sigma_{pq,\alpha\beta})) \quad (2.4)$$

with $\xi_{pq,\alpha\beta} \in \mathbb{C}$. At the same time the TFT construction allows one to express the coefficients $\xi_{pq,\alpha\beta}$ in terms of basic data of the CFT.

For explaining how the particular linear combination in question is found, we need to recall the following information about the TFT construction. The category of representations of the chiral symmetry algebra is a modular tensor category, to which there is associated a three-dimensional topological field theory (TFT). In the TFT construction the correlator $C(\Sigma)$ is interpreted as the invariant assigned by that TFT to the *connecting manifold* \mathcal{M}_Σ , a certain cobordism $\mathcal{M}_\Sigma: \emptyset \rightarrow \partial\mathcal{M}_\Sigma = \widehat{\Sigma}$ with embedded ribbon graph that is constructed from the data of the world sheet. (The construction of \mathcal{M}_Σ is detailed in e.g. [7, App. B].) Likewise, the gluing homomorphism is obtained as the invariant assigned by the TFT to a cobordism

$$\mathcal{M}_{\mathcal{G}} \equiv \mathcal{M}_{\mathcal{G},pq}: \widehat{\Sigma}_{pq} \rightarrow \widehat{\Sigma}, \quad (2.5)$$

to which we will refer as the *gluing cobordism*,

One might be tempted to suspect that the two cobordisms \mathcal{M}_Σ and $\mathcal{M}_{\mathcal{G}} \circ \mathcal{M}_{\Sigma'}$ from \emptyset to $\widehat{\Sigma}$, while clearly containing different ribbon graphs, at least coincide as topological manifolds. This is not the case, though. However [7, Figs. (5.3) & (5.9)], the discrepancy between the two manifolds, including their embedded ribbon graphs, is entirely confined in a suitable embedded solid torus. More specifically, one can realize \mathcal{M}_Σ and $\mathcal{M}_{\mathcal{G}} \circ \mathcal{M}_{\Sigma'}$ as compositions

$$\mathcal{M}_\Sigma = \mathcal{M}_{\Sigma, \mathbb{T}^2} \circ \mathcal{T}_X \quad (2.6)$$

and

$$\mathcal{M}_{\mathcal{G}} \circ \mathcal{M}_{\Sigma'} = \mathcal{M}_{\Sigma, \mathbb{T}^2} \circ \widetilde{\mathcal{T}}_X \quad (2.7)$$

of cobordisms, respectively, where $\mathcal{M}_{\Sigma, \mathbb{T}^2}: \mathbb{T}^2 \rightarrow \widehat{\Sigma}$ is a cobordism from the torus \mathbb{T}^2 with two marked points labeled by X to the double of the world sheet Σ , while $\widetilde{\mathcal{T}}_X$ and \mathcal{T}_X are two different solid tori, regarded as cobordisms from the empty set to \mathbb{T}^2 with two marked points labeled by X .

The coefficients in the expansion (2.4), and thus the factorization identity, can therefore be determined by obtaining the precise relationship between the invariant of the cobordism \mathcal{T}_X and those of the cobordisms $\widetilde{\mathcal{T}}_X = \widetilde{\mathcal{T}}_{X;pq,\alpha\beta}$ for all values of the labels p , q , α and β . Disregarding ribbon graphs, the two manifolds \mathcal{T}_X and $\widetilde{\mathcal{T}}_X$ are, informally, related by a modular S-transformation of their boundary \mathbb{T}^2 . More specifically, denote by M_S the mapping cylinder over \mathbb{T}^2 of a homeomorphism in the class of the modular S-transformation; then \mathcal{T}_X and $M_S \circ \widetilde{\mathcal{T}}_X$ are related by an orientation preserving homeomorphism that restricts to the identity on their common boundary. Accordingly, the desired relation between the invariants of the cobordisms (2.6) and (2.7) is referred to as a *surgery relation*, and the geometrical input also gives a hint on what this relation can look like. In the absence of defect lines, the relevant surgery relation is given in formula (5.12) of [7]. In Proposition 2.3 we will establish the generalization of that relation to the situation of our interest. The resulting factorization identity is stated in Theorem 2.1 below.

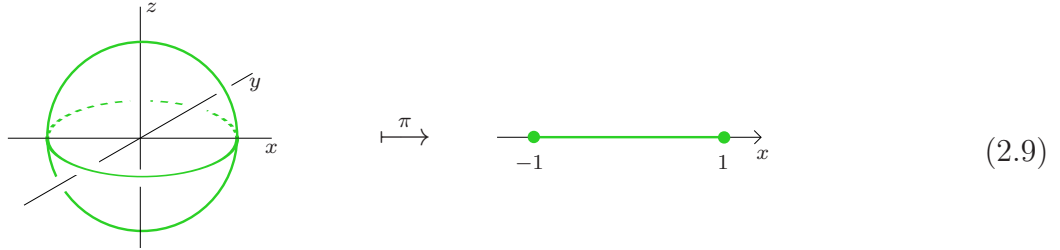
2.2 The gluing cobordism

Since our proof of the factorization identity will largely follow the lines of the proof in [7], we will not need to present all details about the cobordisms appearing in (2.6) and (2.7), but can concentrate on those parts in which they differ from the situation without defect lines. However, in order to provide some impression of the structure of the manifolds involved, including the relevant modular S-transformation, we present here a schematic pictorial description. This description differs somewhat from the one in [7]; we hope that it is more easily accessible.

As a main tool, we illustrate orientable surfaces and three-manifolds, or pieces thereof, through specific projections to \mathbb{R} and to \mathbb{R}^2 , respectively. Let us first describe these projections for the case of surfaces. We regard an orientable surface as embedded in \mathbb{R}^3 , parameterized by Cartesian coordinates (x, y, z) ; the surface is then projected to the real line by forgetting the y - and z -coordinates, i.e. according to

$$\pi : \mathbb{R}^3 \rightarrow \mathbb{R}, \quad (x, y, z) \mapsto x. \quad (2.8)$$

For instance, for the unit sphere $S^2 = \{(x, y, z) \mid x^2 + y^2 + z^2 = 1\} \subset \mathbb{R}^3$ this gives $\pi(S^2) = [-1, 1]$, or in pictures:

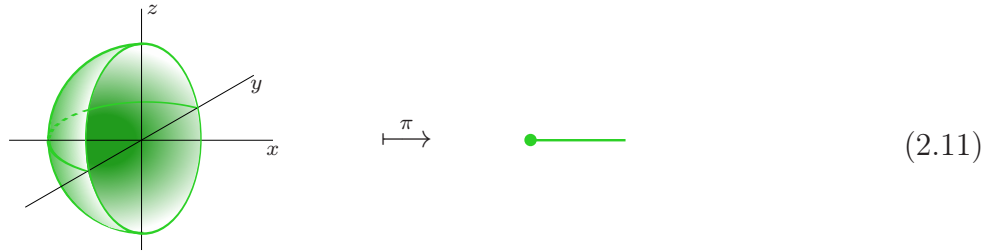


The preimage of a point $p \in (-1, 1)$ is a circle, $\pi^{-1}(p) = S^1(p)$ for $p \in (-1, 1)$, where we set

$$S^1(p) := \{(p, y, z) \mid y, z \in \mathbb{R}, y^2 + z^2 = 1 - p^2\} \subset \mathbb{R}^3. \quad (2.10)$$

For $p \notin [-1, 1]$ we have $\pi^{-1}(p) = \emptyset$, while over the points ± 1 the circle $S^1(p)$ degenerates to radius zero, i.e. the fibers over ± 1 are just points, $\pi^{-1}(\pm 1) = (\pm 1, 0, 0)$. To emphasize the special nature of these fibers, the points ± 1 have been marked by blobs in the picture (2.9).

As another illustration, the action of π on a disk D^2 , viewed as a half-sphere, looks as follows:



Here the left end-point of $\pi(D^2)$ is of the same type as the end-points in (2.9), while the right end-point is the image of the boundary circle ∂D^2 .

Similarly, the three-manifolds of our interest are regarded as embedded in \mathbb{R}^4 , parameterized by Cartesian coordinates (x, y, z, t) , and as projected to the paper plane \mathbb{R}^2 by again forgetting the y - and z -coordinates, i.e. according to

$$\pi : \mathbb{R}^4 \rightarrow \mathbb{R}^2, \quad (x, y, z, t) \mapsto (x, t). \quad (2.12)$$

Using the same symbol π as before is justified because the projection (2.8) is merely a special case of (2.12), obtained by restricting to $t=0$. As an example, for a cylinder over the unit sphere $S^2 \subset \mathbb{R}^3$ we get $\pi([-1, 1] \times S^2) = [-1, 1] \times [-1, 1]$, which we draw as

$$\pi([-1, 1] \times S^2) = \begin{array}{c} \bullet \\ \uparrow t \\ \text{---} \\ \bullet \\ \text{---} \\ \bullet \\ \rightarrow x \end{array} \quad (2.13)$$

Note that $\pi^{-1}(t, x) = \{t\} \times S^1(x)$ for $x \in (-1, 1)$ and $t \in \mathbb{R}$, while $\pi^{-1}(t, \pm 1) = (t, \pm 1, 0, 0)$.

The boundary of the three-manifold represented by (2.13) is projected to the two solid lines. The dotted lines, on the other hand, consist of those points $p \in \mathbb{R}^2$ for which $\pi^{-1}(p)$ is a single point. The fiber over any other point in $(-1, 1) \times [-1, 1]$ (the shaded region) is a circle S^1 . In particular, the preimage of a point on the dotted lines does not belong to the boundary of the three-manifold. To illustrate this issue with another example, we also display the image under π of a solid cylinder $[-1, 1] \times D^2$ (for the disk D^2 being described as in (2.11)):

$$\pi([-1, 1] \times D^2) = \begin{array}{c} \bullet \\ \uparrow t \\ \text{---} \\ \bullet \\ \rightarrow x \end{array} \quad (2.14)$$

For studying the gluing cobordism the following three surfaces are of particular interest:

- $A \equiv A(\Sigma)$:
The cylindrical region of the world sheet Σ on which the factorization is performed;
- A' : the corresponding region after factorization;
- A'' : a corresponding region after a *double cut* procedure.

The projection (2.13) acts on such surfaces as follows:

$$A = \begin{array}{c} \text{---} \\ \text{---} \\ \text{---} \end{array} \xrightarrow{\pi} \text{---} \quad (2.15)$$

$$A' = \begin{array}{c} \text{---} \\ \text{---} \\ \text{---} \end{array} \xrightarrow{\pi} \text{---} \bullet \quad \bullet \text{---} \quad (2.16)$$

$$A'' = \begin{array}{c} \text{---} \\ \text{---} \\ \text{---} \end{array} \xrightarrow{\pi} \text{---} \bullet \quad \bullet \text{---} \bullet \quad \bullet \text{---} \quad (2.17)$$

For the cylinders over these regions the projection (2.12) gives

$$\pi([-1, 1] \times A) = \begin{array}{c} \begin{array}{|c|} \hline \text{---} t = +1 \\ \hline \text{---} t = -1 \\ \hline \end{array} \\ \uparrow t \\ \text{---} x \end{array} \quad (2.18)$$

$$\pi([-1, 1] \times A') = \begin{array}{c} \begin{array}{|c|c|} \hline \text{---} t = +1 \\ \hline \text{---} t = -1 \\ \hline \end{array} \\ \uparrow t \\ \text{---} x \end{array} \quad (2.19)$$

$$\pi([-1, 1] \times A'') = \begin{array}{c} \begin{array}{|c|c|c|} \hline \text{---} t = +1 \\ \hline \text{---} t = -1 \\ \hline \end{array} \\ \uparrow t \\ \text{---} x \end{array} \quad (2.20)$$

We are now in a position to address the construction of the gluing cobordism in terms of the projection π . When doing so, we must in addition account for the following two aspects. First, the two-manifolds to be considered are *extended surfaces*, meaning in particular [21, Def. 5.1.6] that they come with a set of marked points. Such marked points are labeled as (U_k, \pm) , with U_k a simple object of the representation category \mathcal{C} of the chiral symmetry algebra [5]. In order not to overburden the pictures below, we abbreviate such a label (U_k, \pm) by the symbol k_{\pm} .

Second, the plane in which the picture is drawn can no longer be taken to be just the t - x -plane; the projection π must therefore be suitably redefined. As the cylinder over \widehat{A}'' is the disjoint union of two three-manifolds, we can embed this region in $\mathbb{R}^4 = \{(t', x, y, z)\}$ by making the replacement $t \mapsto t' + 2$ on one component and $t \mapsto -t' - 2$ on the other. The vertical axis in the picture then coincides with the t' -axis. This will be implicitly understood in the sequel, and we will refrain from indicating the ambient parameter t' in our pictures.

We start from a cylinder over the double \widehat{A}'' of A'' :

$$\pi([-1, 1] \times \widehat{A}'') = \begin{array}{c} \begin{array}{|c|c|c|} \hline \bar{i}_- \quad \bar{i}_+ \quad i_+ \\ \hline \text{---} t = +1 \\ \hline \bar{i}_- \quad \bar{i}_+ \quad i_+ \\ \hline \text{---} t = -1 \\ \hline \end{array} \\ \uparrow t \\ \begin{array}{|c|c|c|} \hline \bar{j}_- \quad \bar{j}_+ \quad j_+ \\ \hline \text{---} t = -1 \\ \hline \bar{j}_- \quad \bar{j}_+ \quad j_+ \\ \hline \text{---} t = +1 \\ \hline \end{array} \\ \downarrow t \\ \text{---} x \end{array} \quad (2.21)$$

The gluing cobordism is obtained from the cobordism $[-1, 1] \times \widehat{A}''$ as follows. First we quotient out a relation, to be denoted by the symbol “ \sim ”, by which segments on the $t = +1$ -components of the boundary are pairwise identified, in the way indicated in the following picture by the

arrows that are attached to the eight segments in question:

$$\pi([-1, 1] \times \widehat{A}''/\sim) =$$
(2.22)

For the manifold described by the picture this means concretely that four pairs of half-spheres are pairwise identified (in [7] this is described by the formula (2.15)). Carrying out this identification leads to

$$\pi([-1, 1] \times \widehat{A}''/\sim) =$$
(2.23)

Here the points on the vertical dashed-dotted lines come from the identification of points on the boundary, but are now part of the interior of the manifold.

Note that in (2.23) the (t, x) -coordinates no longer correspond to those of the original cylinder over \widehat{A}'' . Instead the picture shows the result of first applying an obvious isotopy to the embedded three-manifold in \mathbb{R}^4 , and then projecting to \mathbb{R}^2 . (Owing to this deformation, from now on the t -direction is no longer everywhere vertical.) In the following we allow for such isotopies of three-manifolds embedded in \mathbb{R}^4 before applying π , which should cause no confusion. Thus (2.23) can be redrawn as

$$\pi([-1, 1] \times \widehat{A}''/\sim) =$$
(2.24)

The manifold above is actually a cobordism with an inscribed ribbon graph, consisting of rectangular ribbons running along the dotted lines; in the picture we have suppressed these ribbons

altogether. (In a three-dimensional description, the cobordism (2.24) is shown, including the rectangular ribbons, in picture (5.5) of [7].)

The underlying three-manifold of the gluing cobordism is now obtained by gluing two three-balls to the manifold shown in (2.24). The relevant three-balls are cobordisms $B_{\bar{k}k}^-$ with two marked points on the boundary and inscribed ribbon graph. A three-dimensional view of $B_{\bar{k}k}^-$ is given in picture (2.34) of [7]; in the present description we have

$$\pi(B_{\bar{k}k}^-) = \begin{array}{c} \bar{k}_- \quad k_- \\ \uparrow \\ \text{---} \\ \downarrow \\ \text{---} \\ \rightarrow x \end{array} \quad (2.25)$$

Gluing $B_{\bar{i}i}^- \sqcup B_{\bar{j}j}^-$ to the $t = -1$ -components of the boundary of (2.24) we obtain the underlying manifold $\mathcal{M}_{\mathcal{G}^\ell}^A$ of the gluing cobordism as

$$\pi(\mathcal{M}_{\mathcal{G}^\ell}^A) = \begin{array}{c} t = +1 \\ \text{---} \\ \bar{i}_- \quad i_- \\ \text{---} \\ t = -1 \\ \bar{j}_- \quad j_- \\ \text{---} \\ t = -1 \\ \text{---} \\ t = +1 \end{array} = \begin{array}{c} t = +1 \\ \text{---} \\ \bar{i}_- \quad i_- \\ \text{---} \\ t = -1 \\ \bar{j}_- \quad j_- \\ \text{---} \\ t = -1 \\ \text{---} \\ t = +1 \end{array} \quad (2.26)$$

Having obtained the gluing cobordism, we can apply it to the connecting manifold of the surface A' . The connecting manifold of A' is $\mathcal{M}_{A'} = [-1, 1] \times A'$, so that

$$\pi(\mathcal{M}_{A'}) = \pi([-1, 1] \times A') = \begin{array}{c} \bar{i}_+ \quad i_+ \\ \text{---} \\ \vdots \\ \bar{j}_+ \quad j_+ \\ \text{---} \end{array} \quad (2.27)$$

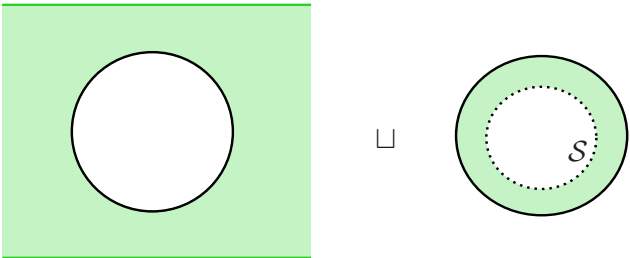
Here again we have suppressed the pieces of ribbon graph that are running along the dotted lines (in a three-dimensional view they are shown in picture (5.8) of [7]).

Applying the gluing cobordism amounts to identifying the $t = -1$ -component of the boundary of (2.26) with the boundary of the three-manifold (2.27). The result is

$$\pi(\mathcal{M}_{\mathcal{G}^\ell}^A \circ \mathcal{M}_{A'}) = \begin{array}{c} t = +1 \\ \text{---} \\ \text{---} \\ t = -1 \\ \text{---} \\ \mathcal{S} \\ \text{---} \\ t = +1 \\ \text{---} \\ t = -1 \end{array} \quad (2.28)$$

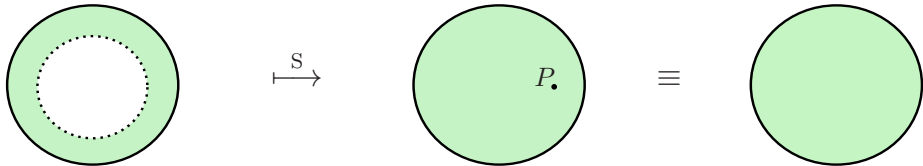
Again there is a piece of ribbon graph running along the dotted circle \mathcal{S} (as displayed in picture (5.9) of [7]), and again we refrain from drawing it explicitly. Note that the fiber over any point of the circle \mathcal{S} is just a point.

The three-manifold $\mathcal{M}_{\mathcal{G}l}^A \circ \mathcal{M}_{A'}$ coincides up to a suitable surgery (and up to an embedded ribbon graph) with \mathcal{M}_A as displayed in (2.18). To see this we perform the following surgery on $\mathcal{M}_{\mathcal{G}l}^A \circ \mathcal{M}_{A'}$. We first cut out a tubular neighborhood of the circle $\pi^{-1}(\mathcal{S})$. (Recalling the presentation (2.14) of solid cylinders, it is easy to describe the resulting solid torus \mathcal{T} explicitly in terms of the coordinates of the ambient \mathbb{R}^4 , as the union of solid cylinders in $[-1, 1] \times A'$ and in $\mathcal{M}_{\mathcal{G}l}^A$; we refrain from giving any details.) Furthermore we can apply a suitable isotopy to $\mathcal{M}_{\mathcal{G}l}^A \circ \mathcal{M}_{A'}$ in such a way that the boundary of the solid torus \mathcal{T} projects under π to a circle in the x - t -plane. (Here we use that we have identified the coordinate t with the ambient parameter, denoted t' above.) The result of cutting out \mathcal{T} from $\mathcal{M}_{\mathcal{G}l}^A \circ \mathcal{M}_{A'}$ is then

$$\begin{aligned} \pi((\mathcal{M}_{\mathcal{G}l}^A \circ \mathcal{M}_{A'} \setminus \mathcal{T}) \sqcup \mathcal{T}) \\ = \pi(\mathcal{M}_{\mathcal{G}l}^A \circ \mathcal{M}_{A'} \setminus \mathcal{T}) \sqcup \pi(\mathcal{T}) = \end{aligned}$$


(2.29)

Here the dotted circle is running along the non-contractible cycle of the solid torus. Next we apply a modular S -transformation to the boundary $\partial\mathcal{T}$ of the cut-out solid torus (in terms of the ambient \mathbb{R}^4 this is afforded by a homeomorphism homotopic to $(x, y, z, t) \mapsto (z, x, t, y)$). After applying the projection π this amounts to



(2.30)

Here the marked point P in the middle picture is the image of the dotted circle \mathcal{S} under the S -transformation. As indicated by the redrawing in the right-most picture, this is by no means a distinguished point of the three-manifold. But when including the ribbon graph, P is still distinguished by the fact that a crucial piece of the ribbon graph (an annular A -ribbon) is running along the circle $\pi^{-1}(P)$. To complete the surgery, we glue back the S -transformed solid torus to $\mathcal{M}_{\mathcal{G}l}^A \circ \mathcal{M}_{A'} \setminus \mathcal{T}$. The result is



(2.31)

This manifold indeed coincides, up to a ribbon graph, with \mathcal{M}_A .

Details of the surgery relation, including ribbon graphs, are given in proposition 2.3. The annular A -ribbon along $\pi^{-1}(P)$ in M_A is shown in the picture (2.43) below (compare also picture (5.3) in [7]).

2.3 The factorization identity

Performing the steps described in the previous section, we arrive at the following result. We consider the situation that an oriented world sheet Σ is factorized as in (2.1) into a world sheet $\Sigma_{pq,\alpha\beta}$, by cutting along a circle that is crossed by the topological defect line X .

Theorem 2.1. *The correlator $C(\Sigma)$ for an oriented world sheet Σ can be expressed in terms of the correlators $C(\Sigma_{pq,\alpha\beta})$ of the factorized world sheets as*

$$C(\Sigma) = \sum_{p,q \in \mathcal{I}} \sum_{\alpha,\beta} \dim(U_p) \dim(U_q) (c_{X,\bar{p}\bar{q}}^{\text{def}-1})_{\alpha\beta} \mathcal{G}_{pq}(C(\Sigma_{pq,\alpha\beta})). \quad (2.32)$$

Establishing the formula (2.32) will occupy the next subsection. Before entering the proof, let us explain those parts of the notation appearing in this statement that we have not yet used, as well as give some further background information (for more details see e.g. Section 3 of [6] and Appendices A, B and C of [7]): The (strictified) representation category \mathcal{C} of the chiral symmetry algebra is a modular tensor category. As such it has, up to isomorphism, a finite number of simple objects, which we denote by U_p with p taking values in a finite index set \mathcal{I} ; $U_0 = \mathbf{1}$ is the tensor unit of \mathcal{C} . On the index set \mathcal{I} there is an involution $p \mapsto \bar{p}$ such that the simple object $U_{\bar{p}}$ is isomorphic to the dual U_p^\vee of U_p . The number $\dim(U_p)$ is the (quantum) dimension of the object U_p .

The labels α and β in (2.32) are elements of a basis of the space of disorder fields with chiral labels p, q and \bar{p}, \bar{q} , respectively, or in more mathematical terms, of the morphism space $\text{Hom}_{A|A}(U_p \otimes^+ A \otimes^- U_q, X)$ and $\text{Hom}_{A|A}(U_{\bar{p}} \otimes^+ X \otimes^- U_{\bar{q}}, A)$, respectively. Here the object A of \mathcal{C} is the simple symmetric special *Frobenius algebra* that together with the chiral data characterizes [5] the full CFT in the regions of Σ adjacent to X . (A Frobenius algebra A in \mathcal{C} is an object A together with a multiplication morphism m , unit η , comultiplication Δ and counit ε such that (A, m, η) is a unital associative algebra, (A, Δ, ε) is a counital coassociative coalgebra, and Δ is a morphism of A -bimodules. For more details, and for the meaning of the qualifications symmetric and special, see e.g. [5, Sect. 3.3].)

The label X of the defect line is an object of \mathcal{C} that carries the structure of an A -bimodule. By $U_i \otimes^+ X \otimes^- U_j$ we refer to an A -bimodule whose underlying object in \mathcal{C} is $U_i \otimes X \otimes U_j$ and whose bimodule structure is defined by combining the bimodule structure of X with the braiding of \mathcal{C} (via braided induction, as summarized e.g. in [22, Sect. 2.2]). When the two regions adjacent to a defect line are labeled by two different Frobenius algebras A and B , one deals with A - B -bimodules. For any two A - B -bimodules X and Y , $\text{Hom}_{A|B}(X, Y)$ is the space of A - B -bimodule morphisms from X to Y , i.e. the subspace of the morphism space $\text{Hom}(X, Y)$ of \mathcal{C} consisting of those morphisms that commute with the left (right) action of the algebra A (B).

Finally, $c_{X,pq}^{\text{def}}$ is the matrix whose entries are the structure constants – that is, the coefficients in a standard basis of conformal blocks – of the *defect two-point function*. By the latter we mean the correlator $C(S_{X,pq,\alpha\beta}^2)$ for the two-sphere with two insertions of disorder fields Θ , labeled by

α and β , and with a defect line X connecting them. The world sheet for this correlator looks as follows:



For details about the matrix entries $(c_{X,pq}^{\text{def}})_{\alpha\beta}$ we refer to Appendix A.4.

Remark 2.2. In [7] a different convention for the gluing cobordism was used, based on a different choice of basis morphisms in the spaces $\text{Hom}(\mathbf{1}, U_i \otimes U_i)$. The relation between the relevant basis morphisms will be explained in (2.45) below. With the choice made in [7], (2.32) gets replaced by

$$C(\Sigma)^{\text{FFRS}} = \sum_{p,q \in \mathcal{I}} \sum_{\alpha,\beta} \theta_p \theta_q^{-1} R_{\dots}^{(\bar{p}p)0} R_{\dots}^{-(\bar{q}q)0} \dim(U_p) \dim(U_q) (c_{X,\bar{p}\bar{q}}^{\text{def}-1})_{\alpha\beta} \mathcal{G}_{pq}(C(\Sigma_{pq,\alpha\beta})). \quad (2.34)$$

Here $\theta_p = \exp(-2\pi i \Delta_p)$, with Δ_p the conformal weight of the primary field associated to U_p , is the eigenvalue of the twist automorphism of U_p , while $R_{\dots}^{(\bar{p}p)0}$ and $R_{\dots}^{-(\bar{p}p)0}$ are the braiding matrices in the chosen bases of $\text{Hom}(U_{\bar{p}} \otimes U_p, \mathbf{1})$ and $\text{Hom}(U_p \otimes U_{\bar{p}}, \mathbf{1})$ (see [7, Sect. 2.1 & 2.2] for further details).

2.4 Proof of bulk factorization

In this subsection we prove the bulk factorization identity (2.32). In the proof we will freely use the graphical calculus for ribbon categories, analogously as has been done in [7]. We will also need the following constructions with bimodules. First, to any A - B -bimodule X , with A and B algebras in \mathcal{C} , there is associated a *dual* or conjugate bimodule X^\vee , which allows us to describe the orientation reversal of defect lines. X^\vee is a B - A -bimodule, such that $(X^\vee)^\vee \cong X$; the actions of A and B on X^\vee are obtained from those on X with the help of the duality morphisms of \mathcal{C} (for details see formula (2.37) of [23]). Second, to any pair consisting of an A - B -bimodule X and a B - C -bimodule Y , there is associated their *tensor product* $X \otimes_B Y$ over B , which is an A - C -bimodule. In terms of defect lines, this means that when two defect lines labeled by X and Y are fused, their fusion product is labeled by $X \otimes_B Y$. Analogously there are tensor products with any number of factors, $X_1 \otimes_{A_1} \dots \otimes_{A_{m-1}} X_m$, where for any $i \in \{1, 2, \dots, m\}$, X_i is an A_{i-1} - A_i -bimodule. Some details about this notion of tensor product are collected in Appendix A.2. Via the multiplication morphism, any algebra is naturally a bimodule over itself. We are only interested in algebras that are simple, i.e. simple as bimodules. For any A - B -bimodule X with simple algebras A and B there are natural bimodule isomorphisms $A \otimes_A X \cong X \cong X \otimes_B B$; for our purposes we can take these isomorphisms to be equalities.

We will also need to express morphism spaces involving tensor products over algebras as subspaces of morphisms that involve ordinary tensor products in \mathcal{C} . Let A_i and B_j be symmetric

special Frobenius algebras, with $i = 0, 1, 2, \dots, m$ and $j = 0, 1, 2, \dots, n$, respectively. Consider any collection of A_{i-1} - A_i -bimodules X_i ($i = 1, 2, \dots, m$) and B_{j-1} - B_j -bimodules Y_j ($j = 1, 2, \dots, n$) such that $B_0 = A_0$ and $B_n = A_m$. We define the subspace

$$\mathrm{Hom}_{A_0|A_m}^P(X_1 \otimes \dots \otimes X_m, Y_1 \otimes \dots \otimes Y_n) \subseteq \mathrm{Hom}_{A_0|A_m}(X_1 \otimes \dots \otimes X_m, Y_1 \otimes \dots \otimes Y_n) \quad (2.35)$$

to be the space of morphisms $f \in \mathrm{Hom}_{A_0|A_m}(X_1 \otimes \dots \otimes X_m, Y_1 \otimes \dots \otimes Y_n)$ that satisfy

$$f \circ P_{X_1 \otimes \dots \otimes X_m} = f = P_{Y_1 \otimes \dots \otimes Y_n} \circ f, \quad (2.36)$$

where for $m \geq 2$ the morphism $P_{X_1 \otimes \dots \otimes X_m}$ is the idempotent (A.6) whose image equals (as explained Appendix A.2) the bimodule tensor product, while $P_{X_1} = \mathrm{id}_{X_1}$. Associated with the idempotent $P_{X_1 \otimes \dots \otimes X_m}$ there are embedding and restriction morphisms e and r which satisfy $e \circ r = P_{X_1 \otimes \dots \otimes X_m}$ and $r \circ e = \mathrm{id}_{X_1 \otimes_{A_1} \dots \otimes_{A_{m-1}} X_m}$. These provide an isomorphism

$$\begin{aligned} \mathrm{Hom}_{A_0|A_m}^P(X_1 \otimes X_2 \otimes \dots \otimes X_m, Y_1 \otimes Y_2 \otimes \dots \otimes Y_n) \\ \cong \mathrm{Hom}_{A_0|A_m}(X_1 \otimes_{A_1} X_2 \otimes_{A_2} \dots \otimes_{A_{m-1}} X_m, Y_1 \otimes_{B_1} Y_2 \otimes_{B_2} \dots \otimes_{B_{n-1}} Y_n). \end{aligned} \quad (2.37)$$

for any $m, n \in \mathbb{N}$.

To enter the proof of Theorem 2.1, we introduce bases of the relevant morphism spaces: For any $p, q \in \mathcal{I}$ and any two A -bimodules X and Y , choose a basis

$$\{ \phi_{pq}^\alpha \mid p, q \in \mathcal{I}, \alpha \in \mathrm{Hom}_{A|A}(U_p \otimes^+ X \otimes^- U_q, Y) \} \quad (2.38)$$

of bimodule morphisms. There then exists a basis

$$\{ \bar{\phi}_{pq}^\alpha \mid p, q \in \mathcal{I}, \alpha \in \mathrm{Hom}_{A|A}(Y, U_p \otimes^+ X \otimes^- U_q) \} \quad (2.39)$$

that is dual to the basis (2.38) in the sense that

$$\mathrm{Tr}(\phi_{pq}^\alpha \circ \bar{\phi}_{pq}^\beta) = \delta_{\alpha, \beta} \dim(Y). \quad (2.40)$$

Such dual bases exist due to the presence of a non-degenerate pairing of the spaces $\mathrm{Hom}_{A|A}(U_p \otimes^+ X \otimes^- U_q, Y)$ and $\mathrm{Hom}_{A|A}(Y, U_p \otimes^+ X \otimes^- U_q)$. The existence of such a pairing, in turn, follows by arguments analogous to those in the proof of Lemma C.3 of [7]. We will use the abbreviations $\alpha \equiv \phi_{pq}^\alpha$ and $\bar{\alpha} \equiv \bar{\phi}_{pq}^\alpha$ whenever the suppressed labels p, q can be directly inferred from the context.

As we pointed out at the end of section 2.1, the connecting manifold \mathcal{M}_Σ of the original world sheet Σ and the underlying cobordism of $\mathcal{G}_{pq}(C(\Sigma_{pq, \alpha\beta}))$, the gluing homomorphism applied to the correlator of the factorized world sheet, differ only in the cobordisms \mathcal{T}_X and $\tilde{\mathcal{T}}_X = \tilde{\mathcal{T}}_{X; pq, \alpha\beta}$ (see their descriptions in (2.6) and (2.7)). For the correlators this means that

$$C(\Sigma) = Z(\mathcal{M}_{\Sigma, \mathbb{T}^2}) \circ Z(\mathcal{T}_X) \quad (2.41)$$

and

$$\mathcal{G}_{pq}(C(\Sigma_{pq, \alpha\beta})) = Z(\mathcal{M}_{\mathcal{G}}) \circ Z(\mathcal{M}_{\Sigma'}) = Z(\mathcal{M}_{\Sigma, \mathbb{T}^2}) \circ Z(\tilde{\mathcal{T}}_{X; pq, \alpha\beta}). \quad (2.42)$$

Comparison with (2.32) thus shows that the bulk factorization identity amounts to a relation between the invariants $Z(\mathcal{T}_X)$ and $Z(\tilde{\mathcal{T}}_{X;pq,\alpha\beta})$. The cobordism \mathcal{T}_X is given by

$$\mathcal{T}_X = \tag{2.43}$$

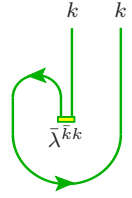
while $\tilde{\mathcal{T}}_{X;pq,\alpha\beta}$ looks as

$$\tilde{\mathcal{T}}_{X;pq,\alpha\beta} = \tag{2.44}$$

Here α and β label a basis of $\text{Hom}_{A|A}(U_p \otimes^+ A \otimes^- U_q, X)$ and of $\text{Hom}_{A|A}(U_{\bar{p}} \otimes^+ X \otimes^- U_{\bar{q}}, A)$, respectively. The pictures (2.43) and (2.44) are drawn in the *wedge presentation*, which means that the “white” faces of a wedge are to be identified in such a manner that the shaded rectangle becomes a torus, with the tip of the wedge – that is, the horizontal dotted line in (2.43), and the vertical dotted line in (2.44), respectively – describing a non-contractible circle (for more details see section 5.1 of [7]).

The definition of the gluing homomorphism in [7] rests on the choice of a basis $\bar{\lambda}^{k\bar{k}}$ of the one-dimensional space $\text{Hom}(\mathbf{1}, U_k \otimes U_{\bar{k}})$ for each $k \in \mathcal{I}$. Here we work with a slightly different

choice of basis than in [7]; instead of $\bar{\lambda}^{k\bar{k}}$ we use the morphism



$$= \theta_k R_{\cdot}^{(\bar{k}k)0} \bar{\lambda}^{k\bar{k}} = \theta_k^{-1} R_{\cdot}^{-(\bar{k}k)0} \bar{\lambda}^{k\bar{k}} \quad (2.45)$$

in the space $\text{Hom}(\mathbf{1}, U_k \otimes U_{\bar{k}})$. As a consequence the gluing homomorphism used by us differs from the one in [7] by a factor $\theta_p R_{\cdot}^{(\bar{p}p)0} \theta_q^{-1} R_{\cdot}^{-(\bar{q}q)0}$. This is the origin of the additional factors in the expression (2.32) for $C(\Sigma)^{\text{FFRS}}$ as compared to $C(\Sigma)$ (2.34).

The cobordisms (2.43) and (2.44) are obtained in a manner completely analogous to the derivation of the corresponding results (5.3) and (5.9) of [7]. Thus we refrain from giving any details of this derivation. The precise form of the relation between the invariants of \mathcal{T}_X and $\tilde{\mathcal{T}}_{X;pq,\alpha\beta}$ is given in the following statement:

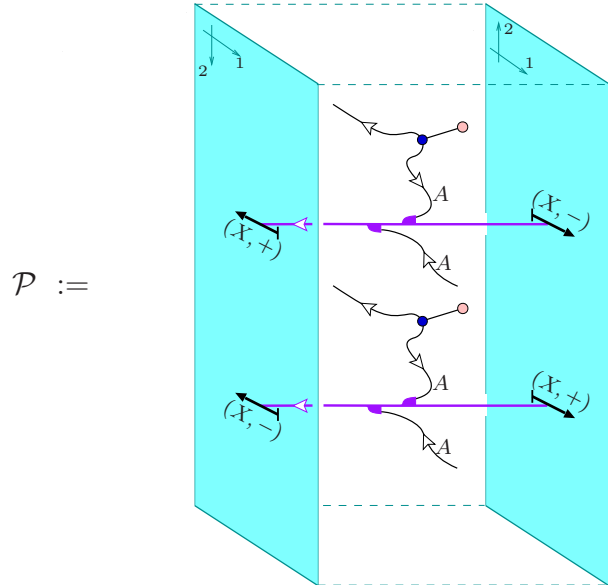
Proposition 2.3. *The invariant $Z(\mathcal{T}_X)$ can be expanded as*

$$Z(\mathcal{T}_X) = \sum_{p,q \in \mathcal{I}} \sum_{\alpha \in H_{p,q}^{A,X}} \sum_{\beta \in H_{\bar{p},\bar{q}}^{X,A}} C_{pq,\alpha\beta} Z(\tilde{\mathcal{T}}_{X;pq,\alpha\beta}), \quad (2.46)$$

where $H_{r,s}^{Y,Y'} := \text{Hom}_{A|A}(U_r \otimes^+ Y \otimes^- U_s, Y')$ and the coefficients $C_{pq,\alpha\beta}$ are given by

$$C_{pq,\alpha\beta} = \dim(U_p) \dim(U_q) (c_{X,\bar{p}\bar{q}}^{\text{def}-1})_{\alpha\beta}. \quad (2.47)$$

Proof. Consider the space $\text{Im}(\mathcal{P})$, where $\mathcal{P} = Z(\mathcal{P})$ is the projector obtained as the invariant of the cobordism



$$\mathcal{P} := \quad (2.48)$$

Here top and bottom as well as front and back are to be identified, i.e. one deals with a ribbon graph in the three-manifold $T_{X,X} \times [0, 1]$, where $T_{X,X} = \partial \mathcal{T}_X = \partial \tilde{\mathcal{T}}_{X;pq,\alpha\beta}$ is a torus with two marked points labeled by $(X, +)$ and $(X, -)$. This projector is an obvious generalization of the

projector used in [7, Eq. (5.15)]. That P is a projector is seen in the same way as in Lemma 5.4(i) of [7], and in complete analogy with the proof of Lemma 4.5(i) of [17] one proves that $Z(\mathcal{T}_X) \in \text{Im}(P)$. Further, the set

$$\mathcal{B} := \{Z(\tilde{\mathcal{T}}_{X;pq,\alpha\beta})\}_{p,q,\alpha,\beta} \quad (2.49)$$

of vectors constitutes a basis of $\text{Im}(P)$, as can be seen in the same way as in the proof of Lemma 5.4(ii) of [7]. This already shows that an expansion of the form (2.46) indeed exists.

The values of the coefficients in that expansion are obtained by composing (2.46) with an element of the basis \mathcal{B}^* dual to \mathcal{B} . Using the explicit form of the basis \mathcal{B}^* , which is obtained in Appendix A.3, we find

$$S_{0,0}^{-1} \mathcal{N}^{-1} C_{pq,\alpha\beta} = \text{Diagram} \quad (2.50)$$

Here the normalization factor \mathcal{N} is given by

$$\mathcal{N} = \frac{(\dim(U_p) \dim(U_q))^2}{\dim(A) \dim(X)}, \quad (2.51)$$

while $\bar{\alpha}$ and $\bar{\beta}$ label elements of the basis of $\text{Hom}_{A|A}(X, U_p \otimes^+ A \otimes^- U_q)$ and of $\text{Hom}_{A|A}(A, U_{\bar{p}} \otimes^+ X \otimes^- U_{\bar{q}})$, respectively. These bases are dual, in the sense of (2.40), to the ones appearing in (2.44). Using that $\bar{\alpha}$ is a morphism of bimodules and that A is symmetric special Frobenius, we can rewrite (2.50) as

$$C_{pq,\alpha\beta} = S_{0,0} \mathcal{N} \text{Diagram} \quad (2.52)$$

As shown in Lemma A.5, the number on the right hand side equals $\dim(U_p) \dim(U_q) (c_{X,pq}^{\text{def } -1})_{\alpha\beta}$. This finally establishes the expression (2.47) for the coefficients in the expansion (2.46). \square

Proof of Theorem 2.1.

Combining the expressions (2.41) and (2.42) for the correlators on the original and cut world sheets with the expansion (2.46) results in the factorization formula (2.32). \square

Remark 2.4. In the case of the trivial, or *transparent*, defect $X = A$ we have

$$\begin{aligned} \theta_p \theta_q^{-1} \mathbb{R}^{(\bar{p}p)0} \mathbb{R}^{-(\bar{q}q)0} (c_{A,\bar{p}\bar{q}}^{\text{def}-1})_{\alpha\beta} &\equiv \theta_p \theta_q^{-1} \mathbb{R}^{(\bar{p}p)0} \mathbb{R}^{-(\bar{q}q)0} (c_{A,\bar{p},\bar{q}}^{\text{bulk}-1})_{\alpha\beta} \\ &= \mathbb{R}^{(\bar{p}p)0} \mathbb{R}^{-(\bar{q}q)0} (c_{A,\bar{p},\bar{q}}^{\text{bulk}-1})_{\alpha\beta} = (c_{A,p,q}^{\text{bulk}-1})_{\beta\alpha}. \end{aligned} \quad (2.53)$$

Thus this special case of (2.34) reproduces the result given in Theorem 2.13 of [7].

3 Characterizing the world sheet

It is worth noting that up to this point there was no need of a detailed specification of all aspects of a world sheet. In contrast, to proceed to the discussion of fundamental world sheets we need a precise definition of what is to be meant by a world sheet. Actually, several ingredients will be used only implicitly below, for instance for comparison with the literature, but for the sake of completeness we present them nevertheless.

Briefly, a world sheet involves two types of data: First, its description as a two-dimensional *manifold*. What additional structure this manifold should carry depends on the application one has in mind [24]. For our purposes, it is sufficient to regard it just as an oriented topological manifold, in particular there is no need to think of it as being endowed with a conformal structure. The second piece of data encodes information about *field insertions*, *boundary conditions* and *defect lines*. There is a lot of freedom in presenting the latter information. In the description below we closely follow some of the conventions in [6, 17]. For instance, we reserve the term *defect field* to insertions with precisely one incoming and one outgoing defect line. Furthermore, a *disorder field* is a defect field for which one of the incident defect lines is trivial.

We denote by \mathcal{C} the modular tensor category characterizing the chiral CFT, with conventions as listed in Section 2.3. Besides aspects of \mathcal{C} and of symmetric special Frobenius algebras $A = (A, m, \eta, \Delta, \varepsilon)$ and their (bi)modules in \mathcal{C} that were already used above, we will also make use of the isomorphism $\Phi_A: A \rightarrow A^\vee$ given by

$$\Phi_A = ((\varepsilon \circ m) \otimes \text{id}_{A^\vee}) \circ (\text{id}_A \otimes b_A) = (\text{id}_{A^\vee} \otimes (\varepsilon \circ m)) \circ (\tilde{b}_A \otimes \text{id}_A) \quad (3.1)$$

that canonically comes with the symmetric Frobenius algebra structure.

3.1 Definition

We are now ready to specify what we mean by a world sheet.

Definition 3.1.

(i) A *world sheet* $\Sigma = (\overset{\circ}{\Sigma}, \Gamma, d, \Pi)$ consists of:

- an oriented compact two-dimensional topological manifold $\overset{\circ}{\Sigma}$, with orientation of the boundary $\partial\overset{\circ}{\Sigma}$ induced by the orientation of $\overset{\circ}{\Sigma}$;

- the *defect graph* Γ , a finite oriented topological graph without univalent vertices, together with a selection of a distinguished edge e_v for each vertex v of Γ ;
- an injective continuous map $d: \Gamma \rightarrow \overset{\circ}{\Sigma}$ such that $d(\Gamma)$ defines a cell decomposition of $\overset{\circ}{\Sigma}$;
- a finite unordered subset Π of the set of two-valent vertices v of Γ ; elements of $d(\Pi)$ are called *insertion points*.

(ii) The individual pieces of these data are decorated by objects and morphisms of \mathcal{C} . These decoration data are given by:

- an assignment $a: f \mapsto A_f$ of a simple symmetric special Frobenius algebra A_f in \mathcal{C} to each *face* f , i.e. to each connected component of $\overset{\circ}{\Sigma} \setminus d(\Gamma)$;
- an assignment $x: e \mapsto X_e$ of an A_f - $A_{f'}$ -bimodule X_e in \mathcal{C} to each edge e of Γ for which $d(e) \cap \partial \overset{\circ}{\Sigma} = \emptyset$, where f and f' are the faces to the right and to the left of the edge e , respectively;
- an assignment $m: e \mapsto M_e$ of an A_f -module M_e in \mathcal{C} to each edge e of Γ for which $d(e) \subset \partial \overset{\circ}{\Sigma}$, where f is the face adjacent to e ;
- an assignment p of either 0, 1, or 2 objects of \mathcal{C} and of a corresponding module or bimodule morphism to each vertex v of Γ , according to

$$p: v \mapsto \begin{cases} \Phi = (U_v, U'_v, \phi_v) & \text{for } v \in \Pi \text{ and } d(v) \notin \partial \overset{\circ}{\Sigma}, \\ \Psi = (U_v, \psi_v) & \text{for } v \in \Pi \text{ and } d(v) \in \partial \overset{\circ}{\Sigma}, \\ \varkappa_v & \text{for } v \notin \Pi \text{ and } d(v) \notin \partial \overset{\circ}{\Sigma}, \\ \chi_v & \text{for } v \notin \Pi \text{ and } d(v) \in \partial \overset{\circ}{\Sigma}, \end{cases} \quad (3.2)$$

with objects $U_v, U'_v \in \mathcal{C}$, and (bi)module morphisms

$$\begin{aligned} \Phi_v &\in \text{Hom}_{A_f|A_{f'}}(U_v \otimes^+ X_{e_v}^\pm \otimes^- U'_v, X_{\overline{e_v}}^\mp), \\ \Psi_v &\in \text{Hom}_{A_f}(M_{e_v} \otimes U_v, M_{\overline{e_v}}), \\ \varkappa_v &\in \text{Hom}_{A_{f_1}|A_{f_0}}^P(X_{e_v}^\pm, X_{e_1}^\mp \otimes X_{e_2}^\mp \otimes \cdots \otimes X_{e_{N-1}}^\mp), \\ \chi_v &\in \text{Hom}_{A_{f_1}}^P(M_{e_v}, X_{e_1}^\mp \otimes X_{e_2}^\mp \otimes \cdots \otimes X_{e_{N-2}}^\mp \otimes M_{\overline{e_v}}). \end{aligned} \quad (3.3)$$

Here we have introduced the following notation.

- For a bimodule $X^\pm = X$ we write $X^\mp := X^v$.
- For any edge e incident to a vertex v , the bimodule X_e^\pm is X_e if e is an incoming edge, and X_e^v if e is outgoing.
- For $v \notin \Pi$ a vertex with N incident edges, those edges are totally ordered by obtaining a cyclic ordering using d and $\text{or}(\overset{\circ}{\Sigma})$ and declaring e_v to be the first edge. We label the edges as $e_0 \equiv e_v, e_1, \dots, e_{N-1}$, while the adjacent faces are denoted by f_0, f_1, \dots, f_{N-1} in such a way that $X_{e_i}^\mp$ is an A_{f_i} - $A_{f_{i+1}}$ -bimodule.
- For a vertex $v \in \Pi$, $\overline{e_v}$ is the non-distinguished edge incident to v .
- For a vertex with $d(v) \in \partial \overset{\circ}{\Sigma}$ we choose the incoming boundary edge to be the distinguished edge e_v and denote the outgoing boundary edge by $\overline{e_v}$.

(iii) In addition the following restrictions are imposed:

- The orientation of any edge $e \in d(\Gamma)$ is opposite to that of the corresponding defect line or boundary component.
- For a vertex $v \notin \mathring{II}$ for which at least one incident edge is decorated by a Frobenius algebra A_i , the morphism \varkappa_v , respectively χ_v , is entirely composed of structure morphisms of the algebras A_i and their (bi)modules and of morphisms in spaces of the type $\text{Hom}_{A_0|A_1}^P(X_1^\pm, X_2^\mp \otimes \cdots \otimes X_p^\mp)$ respectively $\text{Hom}_A^P(M_{e_v}, X_1^\mp \otimes X_2^\mp \otimes \cdots \otimes X_p^\mp \otimes M_{\bar{e}_v})$, with X_i , $i = 1, 2, \dots, p$, the non-trivial bimodules labeling edges incident to v , in a manner compatible with the orientations of defect lines. Explicitly:
 - For a two-valent vertex with each edge decorated by A or A^\vee , \varkappa_v is given by id_A , id_{A^\vee} , Φ_A or Φ_A^{-1} .
 - For an n -valent vertex with $n \geq 2$, $d(v) \notin \partial \mathring{\Sigma}$ and precisely one incoming edge decorated by A (or equivalently, precisely one outgoing edge decorated by A^\vee), and assuming, without loss of generality, the ordering of incident edges to be such that $x(e_0) = A$, \varkappa_v is required to be of the form

$$\varkappa_v = \text{Diagram (3.4)} \tag{3.4}$$

for some $\varkappa' \in \text{Hom}_{A|A_{n-1}}^P(X_{n-1}^\pm, X_1^\mp \otimes \cdots \otimes X_{n-2}^\mp)$.

- Similarly, for $n \geq 2$ and precisely one outgoing edge decorated by A (or equivalently, precisely one incoming edge decorated by A^\vee), \varkappa_v is required to be like in (3.4), but with the representation morphism ρ replaced by $\rho \circ (\Phi_A \otimes \text{id})$. The case $d(v) \in \partial \mathring{\Sigma}$ works analogously.
- The case that $n \geq 2$ and more than one edge incident to v is decorated by A or A^\vee is treated recursively, by first applying the previous prescription to one choice of A - or A^\vee -labeled edge and then treating the auxiliary morphism \varkappa' in the same way as \varkappa_v .

Remark 3.2. Our definition of world sheet differs somewhat from the one given in Definition B.2 of [7]. The two descriptions are related as follows.

(i) In [7] no network of transparent defects is chosen. Instead, the definition in [7] involves the choice of a dual triangulation of the surface. This dual triangulation is covered by defect lines that are labeled by Frobenius algebras and by the structure morphisms of those algebras.

The equivalences of world sheets to be discussed below can be used to show that for any world sheet in the sense of our definition there is an equivalent one for which $d(\Gamma)$ contains such a dual triangulation.

- (ii) In [7], one datum of a field insertion is the choice of a germ of arcs containing the insertion point. In the present description, a possible choice of germ is induced by the two edges incident to the insertion point. We tacitly make this natural choice.

Remark 3.3.

(i) While the subset $d(\Gamma)$ of the world sheet Σ contains essential physical information, the defect graph Γ itself is only an auxiliary datum. Γ has been included in the data for Σ because various aspects of world sheets can be formulated more conveniently by making reference to Γ rather than to $d(\Gamma)$. When doing so, for ease of notation we often refer to an edge $d(e) \in d(\Gamma)$ just as e .

(ii) That $d(\Gamma)$ defines a cell decomposition of $\overset{\circ}{\Sigma}$ implies in particular that $d(\Gamma) \supset \partial\overset{\circ}{\Sigma}$, that the interior of any edge of Γ is either entirely mapped to the interior $\overset{\circ}{\Sigma} \setminus \partial\overset{\circ}{\Sigma}$ or entirely to the boundary $\partial\overset{\circ}{\Sigma}$ of $\overset{\circ}{\Sigma}$, as well as the following connectivity property: the pre-image of $d(\Gamma)$ restricted to a connected component of $\overset{\circ}{\Sigma}$ is a connected subgraph of Γ .

(iii) By considering world sheets for which every edge of the defect graph is labeled by one and the same Frobenius algebra A we obtain all orientable world sheets considered in [7].

(iv) At vertices with an algebra line attached we could in principle allow for more general morphisms φ than the appropriate representation morphism ρ (see (3.4)). However, by decomposing the relevant bimodule into its simple summands X_μ and then choosing as bases for the one-dimensional spaces $\text{Hom}_{A|B}^P(A \otimes X_\mu, X_\mu)$ and $\text{Hom}_{A|B}^P(X_\mu, X_\mu \otimes B)$ the left and right representation morphisms of the A - B -bimodule X_μ , any such morphism φ is expressed in terms of representation morphisms. By the properties of the TFT, the correlator of a world sheet involving defect junctions labeled by morphisms of the more general type is obtained as a sum over correlators of world sheets containing only the types of morphisms allowed by our definition.

For the same reason, in the case $n = 2$ of (3.4) one can without loss of generality assume that $X_1^\mp \cong A^\vee$ or A , implying that $\kappa' = \varepsilon_A$.

(v) Elsewhere (e.g. in [6, (3.31)] or [25]) also field insertions joining more than two defect lines are admitted. In our description such a generalized field insertion is taken care of by the concatenation of a vertex $u \in \Pi$ and a multi-valent vertex $v \notin \Pi$. Thus our definition does not impose any restriction in this respect.

(vi) When constructing the connecting manifold \mathcal{M}_Σ , *ribbons* and *coupons* are placed on edges and vertices, respectively, of $d(\Gamma)$ with the same decoration as Γ . In order to match the conventions of [6], on each edge $d(e) \in d(\Gamma)$ we place a ribbon whose core orientation coincides with the orientation of $d(e)$, but whose 2-orientation is *opposite* to the one of $\overset{\circ}{\Sigma}$.

3.2 Equivalences of world sheets

World sheets that according Definition 3.1 are different can nevertheless give the same correlator. We call two world sheets Σ and Σ' with the same underlying surface $\overset{\circ}{\Sigma}$ *equivalent* as world sheets iff

$$C(\Sigma) = C(\Sigma'). \tag{3.5}$$

In most cases that we will discuss, the equality of correlators becomes tautological in the TFT construction and accordingly we refrain from spelling out the corresponding proofs. Es-

establishing the remaining equivalences is not difficult either. As an illustration, the proof of “independence of transparent subgraph” will be presented in Appendix A.1.

We first observe that the TFT construction immediately implies that Σ and Σ' give the same correlator if they differ only in such a way that the assignments d and d' are related by an isotopy that fixes $d(\Pi) = d'(\Pi')$ pointwise. We will freely employ such equivalences, and from now on do not distinguish between world sheets whose embedded graphs are related by such an isotopy.

In the sequel we refer to elements of Π as *insertion vertices*, and to vertices not contained in Π as *network vertices*. Furthermore, we refer to vertices labeled by structure morphisms of algebras or (bi)modules as *structure vertices*. The orientation of the graph Γ supplies two functions s and t from the set of edges of Γ to the set of vertices. We call $s(e)$ the *source* vertex and $t(e)$ the *target* vertex of e .

There are also equivalences of world sheets that have different defect graphs Γ and Γ' . Most of these need to be accompanied by a corresponding modification of the decoration data. In the sequel we list fundamental equivalences of various types; these will be used in section 5.2 to obtain a set of fundamental world sheets.

In addition to these equivalences we may also consider world sheets related in such a way that their correlators differ only by a non-zero *multiplicative factor*. Consider a face f of Σ labeled by A . Let the world sheet Σ' be obtained from Σ by first inserting a circular defect line, labeled by an A - B -bimodule X , in the face f and then fusing X to the edges that bound the face f . By using equivalences from the list below to express the correlator for Σ' in terms of the original one, it follows that

$$C(\Sigma') = \frac{\dim(X)}{\dim(B)} C(\Sigma). \quad (3.6)$$

An interesting special case is when the bimodule X is invertible, so that X and X^\vee give rise to a Morita context. The relation then also includes isomorphisms of conformal field theories, as discussed in [26], compare also [17, Sect. 3.3].

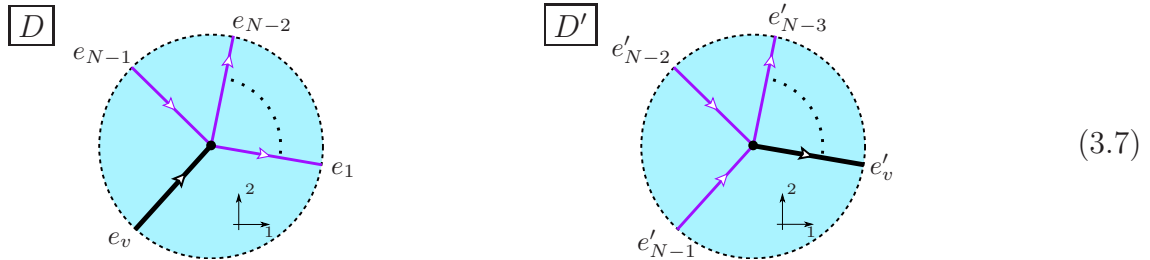
In the remaining parts of this section we will consider pairs of world sheets Σ and Σ' that have the same underlying surface $\mathring{\Sigma}$. We denote the additional structure on $\mathring{\Sigma}$ by Γ , \mathfrak{a} , \mathfrak{x} etc. for Σ and by Γ' , \mathfrak{a}' , \mathfrak{x}' etc. for Σ' . We provide a list of possible ways in which this structure can differ for equivalent world sheets. In each item below only those pieces of data are indicated that differ between Σ and Σ' , while all remaining data coincide. When the differences in data are confined to some specific region of $\mathring{\Sigma}$, we denote that region by D and D' for the world sheets Σ and Σ' , respectively.

3.2.1 Equivalences involving only the assignments \mathfrak{a} , \mathfrak{x} , \mathfrak{m} and \mathfrak{p}

World sheets are equivalent if their assignments \mathfrak{a} , \mathfrak{x} , \mathfrak{m} , and \mathfrak{p} differ in one of the following ways:

- *Isomorphisms of defect lines and boundary conditions:* For e an edge of Γ and φ an isomorphism of bimodules from $\mathfrak{x}'(e)$ to $\mathfrak{x}(e)$, or an isomorphism of modules from $\mathfrak{m}'(e)$ to $\mathfrak{m}(e)$, $\mathfrak{p}'(s(e))$ and $\mathfrak{p}'(t(e))$ differ from $\mathfrak{p}(s(e))$ and $\mathfrak{p}(t(e))$ by composition with φ and φ^{-1} , respectively (tensoring with identity morphisms for all other edges incident to $s(e)$ and $t(e)$).

- *Orientation reversal of edges:* Source and target of an edge e of Γ with $d(e) \notin \partial \overset{\circ}{\Sigma}$ differ according to $s'(e) = t(e)$ and $t'(e) = s(e)$, while $x'(e) = x(e)^v$.
- *Choice of distinguished edge:* For $v \notin \Pi$ such that $d(v) \notin \partial \overset{\circ}{\Sigma}$ a vertex with N incident edges, the distinguished edge in Σ is e_v , implying a total ordering e_v, e_1, \dots, e_{N-1} of edges incident to v , while in Σ' the distinguished edge is $e'_v = e_1$. This is shown in the following figure.



The morphisms $\varkappa_v = p(v)$ and $\varkappa'_v = p'(v)$ are related by

(3.8)

Any other choice of distinguished edge is obtained from the original one by iterating this equivalence an appropriate number of times. It is straightforward to check that an N -fold iteration brings one back to the original morphism, as needed for consistency.

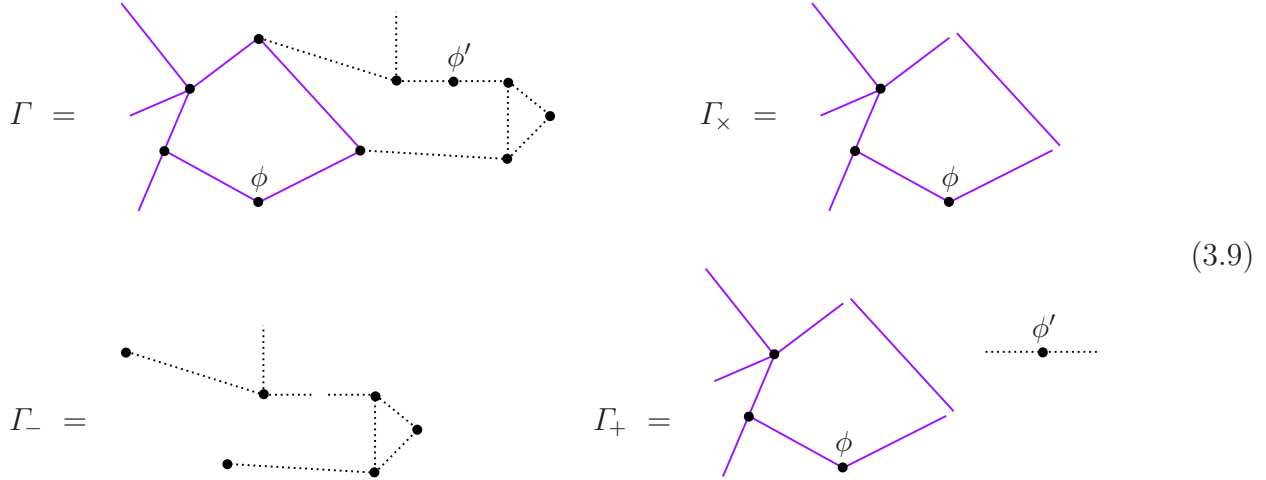
Since the incoming boundary edge defines a natural total ordering of edges incident to a boundary vertex, there is no need for analogous considerations for vertices v with $d(v) \in \partial \overset{\circ}{\Sigma}$. (Recall that in our conventions the distinguished edge of such vertex is indeed required to be the incoming boundary edge.)

3.2.2 Intrinsic equivalence

Other equivalences between world sheets involve manipulations of the defect graph Γ . To address these, some additional notation is helpful. By a *transparent edge* we mean an edge labeled by a Frobenius algebra A (viewed as a bimodule over itself). For Γ the defect graph of a world sheet Σ , we introduce three substructures Γ_\times , Γ_- and Γ_+ , as illustrated in (3.9) below. For each of them the number of vertices attached to an edge may be 0, 1, or 2, and for lack of a better term we still refer to them as *subgraphs*. First, denote by Γ_\times the subgraph obtained by removing from Γ all transparent edges and all vertices incident to them. Similarly, by Γ_- we denote the subgraph that consists of all transparent edges together with all vertices in $\Gamma \setminus \Pi$ incident to transparent edges. Finally, Γ_+ is given by $\Gamma_\times \cup \Pi$ adjoined with all half

edges incident to Π . Note that $\Gamma_+ \cup \Gamma_- = \Gamma$. We refer to Γ_- as the *transparent subgraph*, to Γ_\times as the *opaque subgraph*, and to Γ_+ as the *opaque subgraph with insertions*.

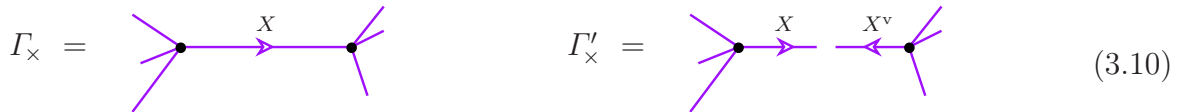
The following picture illustrates these structures in an example. In the picture, transparent edges are drawn as dotted lines, while all other edges are drawn as solid lines, and vertices in Π are marked with ϕ or ϕ' , while vertices in $\Gamma \setminus \Pi$ are unmarked.



Having introduced these sub‘graphs’, we can consider the following notion: We say that the defect graphs Γ and Γ' together with their assignments of data, belonging to world sheets Σ and Σ' respectively, are *intrinsically equivalent* iff:

- (i) the sets of (labeled) vertices of the two opaque subgraphs with insertions, i.e. of Γ_+ and Γ'_+ , coincide, and
- (ii) the set of decorated edges in Γ_+ and Γ'_+ , coincide, if necessary after replacing a subset of edges in Γ_\times or Γ'_\times having one or zero incident vertices with a smaller set having the same decorations (and also, if necessary, after first changing orientations and the corresponding assignments).

The meaning of the requirement (ii) is illustrated in the following picture, in which X and X^\vee denote the bimodules assigned by x respectively x' to the corresponding edges:

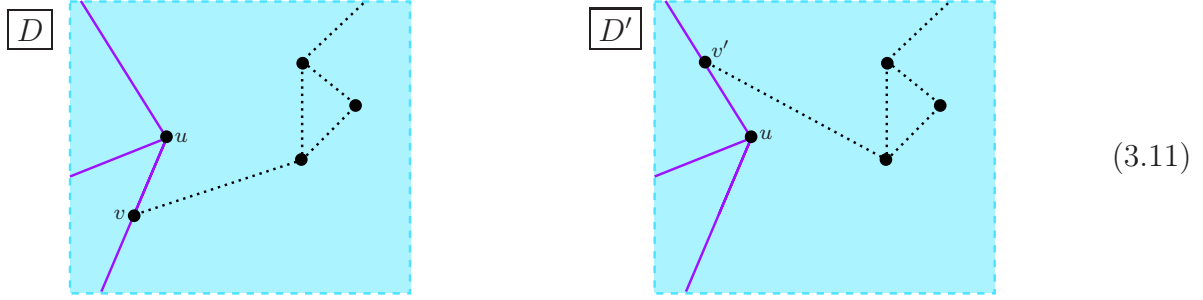


Lemma 3.4. *Two world sheets Σ and Σ' with equal underlying manifolds $\mathring{\Sigma} = \mathring{\Sigma}'$ and with intrinsically equivalent defect graphs Γ and Γ' for which the restrictions $d|_{\Gamma_+}$ and $d'|_{\Gamma'_+}$ coincide, are equivalent.*

Proof. (i) Let us first formulate three specific instances of intrinsic equivalence:

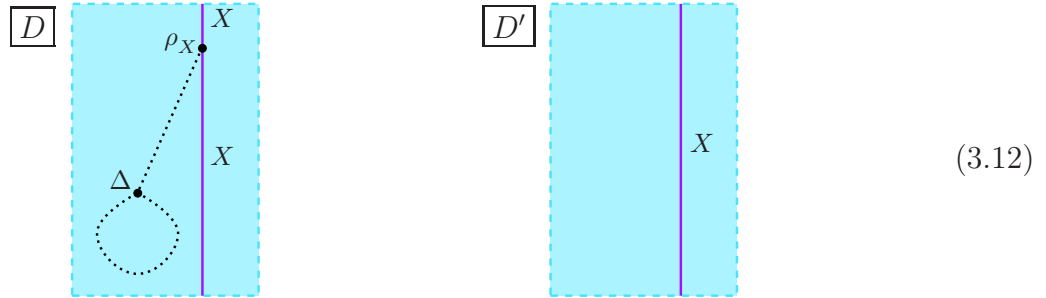
- *Sliding of structure vertices:* We may ‘slide’ any structure vertex, i.e. vertex labeled by a representation morphism (of modules or bimodules, respectively) past any other vertex, in

the way indicated in the following picture.



(3.11)

- *Removal of transparent tadpoles:* Consider a subgraph consisting of two transparent edges and two vertices that are labeled by the coproduct Δ and by a (bi)module representation morphism ρ , respectively, as shown on the left hand side of the picture below. Such a subgraph may be discarded entirely, in the way shown on the right hand side:



(3.12)

- *Independence of transparent subgraph:* Two world sheets Σ and Σ' are equivalent if their opaque subgraphs with insertions Γ_+ and Γ'_+ as well as the decorations restricted to $\Gamma_+ = \Gamma'_+$ agree. In other words, world sheets have the same correlator if they differ only in the part of Γ that consists of vertices labeled by structure morphisms of algebras and of the edges e with $d(e) \cap \partial \Sigma = \emptyset$ that are incident to those vertices.

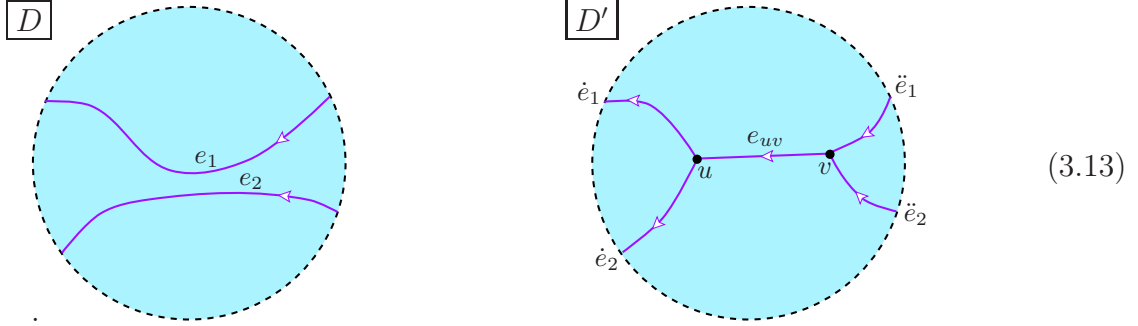
(ii) It is easily checked that any two intrinsically equivalent graphs are related by a sequence of modifications each of which is of one of the three specific types described in (i).

(iii) Now independence under sliding of structure vertices is almost tautological since, owing to the fact that the vertex past which the sliding occurs is labeled by a module or bimodule morphism, both sides of such an equivalence define the same morphism. Independence under removal of transparent tadpoles becomes tautological once one employs the fact that, for a symmetric special Frobenius algebra A , the morphisms $(\text{id}_A \otimes \tilde{d}_A) \circ (\Delta \otimes \text{id}_{A^\vee}) \circ b_A$ and $(d_A \otimes \text{id}_A) \circ (\text{id}_{A^\vee} \otimes \Delta) \circ \tilde{b}_A$ both coincide with the unit morphism η . Finally, independence of transparent subgraph is established in Appendix A.1. \square

3.2.3 Further equivalences involving the defect graph

Finally there are equivalences in which the defect graph is changed more drastically than in intrinsic equivalence.

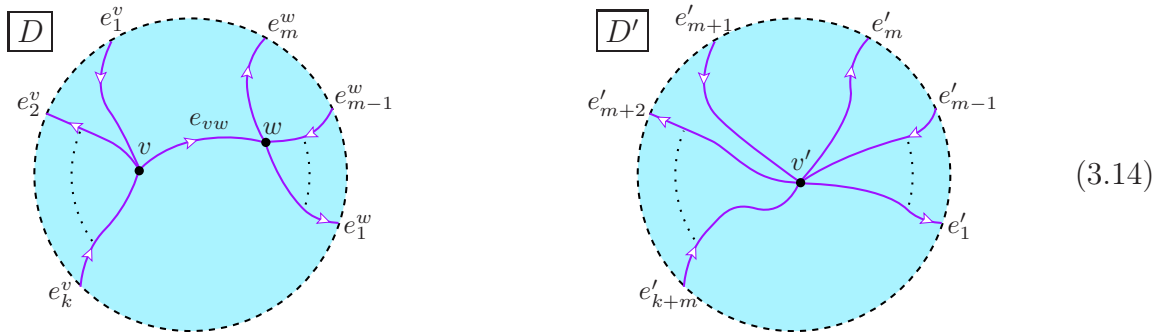
- Local defect fusion:** Defect lines can be fused; thus ‘parallel’ pieces of two defect lines may be replaced locally by a single defect line e_{uv} , at the cost of adding two extra vertices u and v . More explicitly, consider an open contractible region $D \subset \overset{\circ}{\Sigma} \setminus \partial \overset{\circ}{\Sigma}$ that transversally intersects the embedding of two parallel edges e_1 and e_2 and does not contain any vertex of $d(\Gamma)$. Denoting the same region in Σ' by D' , the regions in which the two world sheets differ look like as indicated in the following figure.



Further, let the faces of Σ that intersect D be labeled by Frobenius algebras A_0 , A_1 and A_2 , in such a way that $x(e_1) = X_1$ is an A_0 - A_1 -bimodule and $x(e_2) = X_2$ is an A_1 - A_2 -bimodule. Also, take e_{uv} as the distinguished edge for both u and v . Then Σ and Σ' are equivalent if the edge e_{uv} is labeled by $X_1 \otimes_{A_1} X_2$, the other four edges in D' are labeled as $x'(\dot{e}_i) = x'(\ddot{e}_i) = X_i$ for $i=1, 2$, and the morphisms e_u and r_v^v labeling the vertices u and v are the embedding morphism $e_u = e \in \text{Hom}_{A_0|A_2}(X_1 \otimes_{A_1} X_2, X_1 \otimes X_2)$ and the analogous restriction morphism $r_v = r$ of the retract $(X_1 \otimes_{A_1} X_2, e, r)$.

- Local boundary fusion:** A defect line may be locally fused with a boundary component in a manner analogous to local defect fusion. This equivalence is in fact already accounted for by the local defect fusion equivalence, namely as the particular case of A -**1**-bimodules.
- Removal of internal network vertices:** Consider an edge e_{vw} that connects two different vertices v and w , with either $v, w \notin \Pi$ or else $w \in \Pi$ and $v \notin \Pi$ being two-valent. Such an edge may be discarded, provided that the remaining edges incident to v and w are joined at a single vertex v' .

More specifically, consider the case that $v, w \notin \Pi$. Let Γ' be obtained from Γ by removing the edge e_{vw} and identifying the two vertices v and w . Labeling the so obtained vertex by v' , the regions in which Σ and Σ' differ can be illustrated as follows:



For definiteness, assume that e_{vw} is the distinguished edge of v and w , and that e'_{m+1} is the distinguished edge of v' . Equivalence of Σ and Σ' holds if $x'(e'_i) = x(e_i^w)$ for $i=1, 2, \dots, m$

and $x'(e'_{m+j}) = x(e'_j)$ for $j = 1, 2, \dots, k$, as well as

$$p'(v') = \begin{array}{c} X_{e'_{m+2}}^{\mp} \cdots X_{e'_{m+k}}^{\mp} \quad X_{e'_1}^{\mp} \cdots X_{e'_m}^{\mp} \\ | \quad \quad \quad | \quad \quad \quad | \quad \quad \quad | \\ \cdots \quad \quad \quad \cdots \\ | \quad \quad \quad | \\ \mathcal{N}_v \quad \quad \quad \mathcal{N}_w \\ | \quad \quad \quad | \\ X_{e'_{m+1}}^{\pm} \end{array} \quad (3.15)$$

The second case, i.e. $v \notin \Pi$ being two-valent and $w \in \Pi$, can be treated in a similar way; we omit the details.

- *Removal of a boundary network vertex:* If a boundary component stretches from a vertex v to a vertex w in such a way that either $v, w \notin \Pi$ or else $w \in \Pi$ and $v \notin \Pi$ is two-valent, it can be removed if combined with a relabeling completely analogous to the removal of an internal defect edge. Again this case is covered by considering A -1-bimodules on edges lying on the boundary.
- *Collapse of a defect bubble:* A collection of defect lines forming a ‘bubble’ and involving at most one insertion point can be replaced by a single vertex. Invoking equivalences already treated it is sufficient to consider the situation that Σ and Σ' differ only in a region of the form indicated in the following figure, in which $v_3 \in \Pi$.

$$\begin{array}{ccc} \boxed{D} & & \boxed{D'} \\ \begin{array}{c} \text{Diagram } D: \text{ A circular region with vertices } v_1, v_2, v_3 \text{ and edges } e_1, e_2, e_3 \text{ forming a bubble.} \end{array} & & \begin{array}{c} \text{Diagram } D': \text{ A circular region with a single vertex } w \text{ and edges } e'_1, e'_2. \end{array} \\ \end{array} \quad (3.16)$$

The world sheets Σ and Σ' are equivalent if $x'(e'_1) = x(e_1)$, $x'(e'_2) = x(e_2)$ and

$$p'(w) = \begin{array}{c} X_{e_1} \\ | \\ \mathcal{N}_{v_1} \\ | \\ X_{e_{21}} \\ | \\ U_w \\ | \\ X_{e_2} \\ | \\ U'_w \\ | \\ \mathcal{N}_{v_2} \\ | \\ X_{e_{31}} \\ | \\ \Phi_{v_3} \\ | \\ X_{e_{23}} \\ | \\ U_w \end{array} \quad (3.17)$$

The morphism $p'(w)$ is the same as the morphism obtained from the domain D . Furthermore $p'(w)$ belongs to the space $\text{Hom}_{A_1|A_2}(U_w \otimes^+ X_{e_2} \otimes^- U'_w, X_{e_1})$ and is therefore indeed an adequate morphism to be used in D' .

Note that in the particular situation that the edges e_{31} and e_{23} are labeled by transparent defects, this equivalence relates a bulk field to a defect field. Also, we can regard the situation that v_3 is absent as a special case of (3.17); thereby the equivalence also describes the removal of a defect bubble without insertion vertex.

- *Collapse of a boundary defect bubble:* Consider the situation that the two end-points of an edge e are located on the same boundary component in such a way that exactly one boundary field insertion is present on the segment of the boundary between u and v . Then there is an equivalent world sheet for which the resulting bubble and the boundary field are replaced by just a single boundary field. This is seen in complete analogy with the defect bubble case just described.

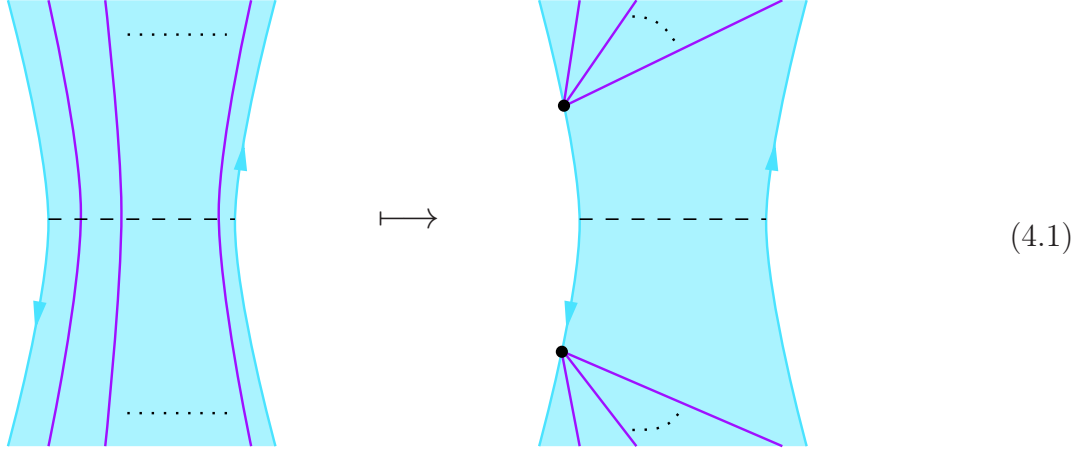
For notational convenience, definite orientations of the edges in the equivalences listed above have been chosen. But making these choices does not constitute any restriction. Indeed, in case an edge e has orientation opposite to the one chosen above, we can invoke the equivalence of world sheets that differ only in the orientation of a single edge $e \in \Gamma$ so as to arrive at one of the situations described above.

Remark 3.5. All the relations listed above are indeed equivalence relations in the technical sense, and are thus in particular symmetric with respect to the two world sheets Σ and Σ' involved. Below we will, as already indicated by the chosen designations of these equivalences, often think of an equivalence of the type depicted in (3.13), (3.14) and (3.16) as an active ‘move’. By this we mean that starting from a world sheet of the type denoted by Σ , we replace it by an equivalent one of the type denoted by Σ' . Even though we deal with equivalence relations, in terms of these moves the description is asymmetric: while in the pictures (3.13), (3.14) and (3.16) we can always move from left to right, we *cannot* always move from right to left. Concretely, we can ‘un-fuse’ defects only if the decorations on the right hand side are of the specific form stated in the respective equivalences. Also, while removal of internal network vertices can for all values of $k, m \geq 1$ be performed in both directions, moving in picture (3.14) from right to left constitutes an independent ‘move’ only if $k = m = 1$, since otherwise one can apply fusion of defect lines.

4 Boundary defect factorization

Unlike bulk factorization, boundary factorization in the presence of defects is not an essentially new feature. Rather, it can entirely be reduced to Theorem 2.9 of [7]. To see this, consider a rectangular region of a world sheet Σ containing two intervals of the boundary, and with a finite number of defect lines running parallel to the boundary and intersecting transversally a *factorization line*, i.e. the image of an embedding $f: [0, 1] \rightarrow \Sigma$ of an interval, stretching between the two boundary intervals. (In the figure below the factorization line is indicated by a dashed line.) Using recursively local boundary-defect fusion, we may replace this world sheet with an equivalent one for which the factorization line $f([0, 1])$ does not intersect any defect line. In

pictures:

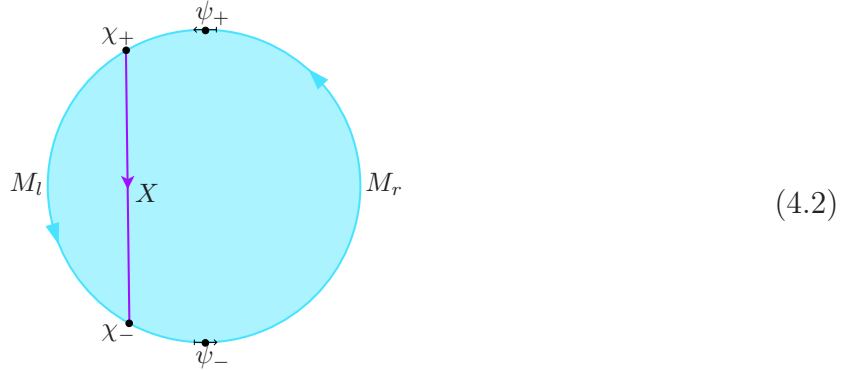


(4.1)

This kind of equivalence reduces factorization along f to the conventional boundary factorization as described by Theorem 2.9 of [7].

Albeit thus not an independent novel feature, it seems to us nevertheless to be of interest to establish a genuine boundary defect factorization result. The proofs of the pertinent assertions below are, however, fully parallel to the corresponding proofs in [7] and will therefore be omitted.

Let A and B be simple symmetric special Frobenius algebras in \mathcal{C} , M_l a left B -module, M_r a left A -module, and X an A - B -bimodule. Then by $D = D(M_l, M_r, X, i, \psi_+, \psi_-, \chi_+, \chi_-)$ we denote the following world sheet:



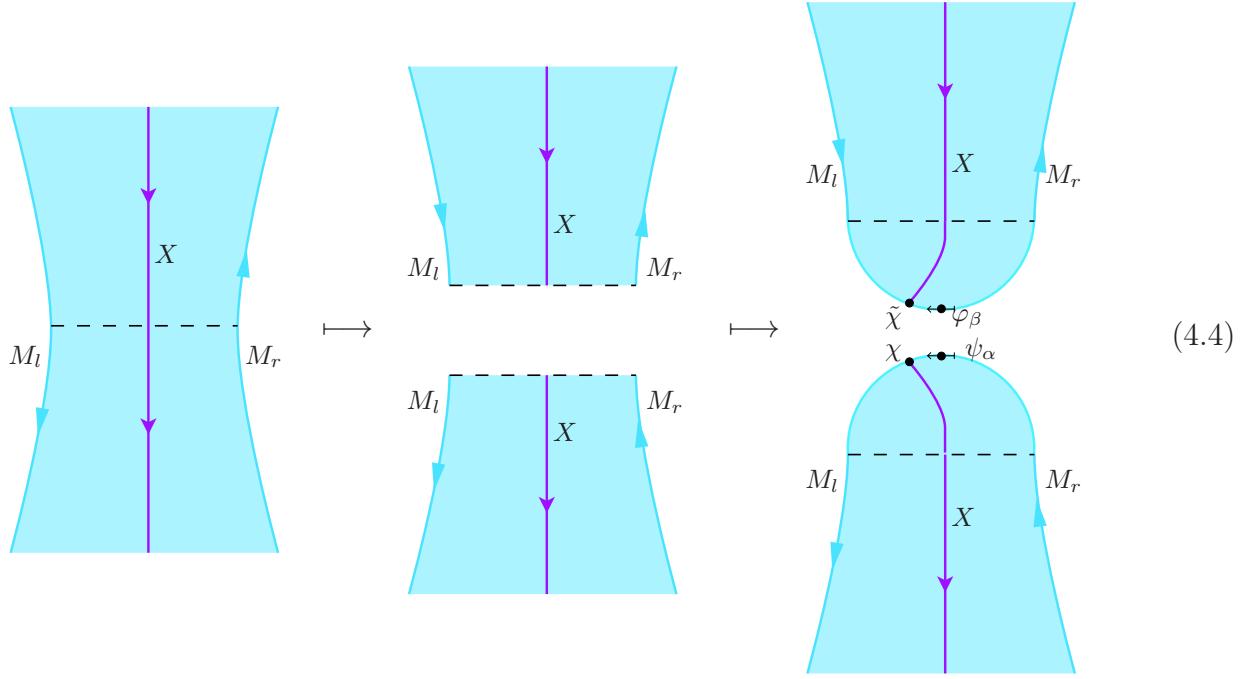
(4.2)

Thus the defect graph Γ of D consists of four vertices and five edges. Four of the edges are boundary edges, labeled by the modules M_l , $X \otimes_B M_l$ (twice) and M_r , respectively, while the remaining one is an internal edge, labeled by the bimodule X . Two of the vertices are insertion vertices, labeled by $\psi_+ \in \text{Hom}_A((X \otimes_B M_l) \otimes U_i, M_r)$ and by $\psi_- \in \text{Hom}_A(M_r \otimes U_{\bar{i}}, X \otimes_B M_l)$, respectively, and the other two are network vertices, labeled by $\chi_+ \in \text{Hom}_B^P(M_l, X^\vee \otimes (X \otimes_B M_l))$ and by $\chi_- \in \text{Hom}_A^P(X \otimes_B M_l, X \otimes M_l)$, respectively, and in all cases the distinguished edge is the incoming boundary edge. The internal edge is taken to be embedded by d as a straight line stretching between the two network vertices. Denoting by $\{\psi_\alpha\}$ and $\{\varphi_\beta\}$ choices of bases of the morphism spaces for the two boundary fields, the structure constants c^{bdef} of the correlator are defined through

$$C(D) = (c_{M_l, M_r, X, p}^{\text{bdef}})_{\alpha\beta} Z(B_{p, \bar{p}}), \quad (4.3)$$

where $\psi_+ = \psi_\alpha$, $\psi_- = \varphi_\beta$, $\tilde{\chi} = e$ and $\chi = (\text{id}_{X^v} \otimes r) \circ (\tilde{b}_X \otimes \text{id}_{M_l})$ (with e and r the appropriate embedding and restriction morphisms), and where the cobordism $B_{p\bar{p}}$ is the three-ball shown in picture (2.34) of [7].

Let now Σ be a world sheet containing a rectangular region with two boundary intervals labeled by M_r and M_l and (invoking, if necessary, local fusion) a single defect line labeled by X intersecting the factorization line f transversally. Factorization along f involves cutting along $f([0, 1])$ and gluing back the top and bottom halves of $D(M_l, M_r, X, U_p, \psi_\alpha, \varphi_\beta, \chi, \tilde{\chi})$, as shown in the following figure:



We denote the resulting world sheet by $\Sigma_{p,\alpha\beta}$.

A corresponding gluing homomorphism $\mathcal{G}_p^{\text{bnd}}$ can be defined analogously to the gluing homomorphism \mathcal{G}_{pq} that we used for bulk factorization; it is given in formula (2.37) of [7]. We can then state the

Theorem 4.1. *Boundary defect factorization: The correlators of the world sheets Σ and $\Sigma_{p,\alpha\beta}$ are related as*

$$C(\Sigma) = \sum_{p \in \mathcal{I}} \sum_{\alpha, \beta} \dim(U_p) (c_{M_l, M_r, X, p}^{\text{bdef}^{-1}})_{\beta\alpha} \mathcal{G}_p^{\text{bnd}}(C(\Sigma_{p,\alpha\beta})). \quad (4.5)$$

Remark 4.2. Fusing X to the boundary in both $\Sigma_{p,\alpha\beta}$ and $D(M_l, M_r, X, U_i, \psi_\alpha, \varphi_\beta, \chi, \tilde{\chi})$, Theorem 4.1 reduces to Theorem 2.9 of [7], and thus these two statements are equivalent. In particular we then have $(c_{M_l, M_r, X, p}^{\text{bdef}})_{\alpha\beta} = (c_{X \otimes_B M_l, M_r, p}^{\text{bnd}})_{\alpha\beta}$, with the two-point structure constants c^{bnd} from [7, (2.26)] defined using the basis morphisms ψ_α and φ_β .

Remark 4.3. The explicit form of $\Sigma_{p,\alpha\beta}$ and $D(M, N, X, U, \psi_+, \psi_-, \varkappa_+, \varkappa_-)$ is correlated with the choices we make when describing world sheets. Had we allowed for more general boundary field insertions corresponding to multivalent vertices with additional incident edges, the boundary defect factorization would be conveniently described with the help of corresponding

boundary-defect fields. However, the morphisms labeling such more general field insertions can be expressed as the composition of morphisms labeling conventional boundary fields and morphisms labeling boundary network vertices. This means that there does not arise any new structure related to factorization when allowing for more general field insertions.

5 Fundamental correlators

5.1 Modular covariance

The behavior of correlators under homeomorphisms of world sheets with defects is quite similar to the behavior in the absence of defects that has been studied in [7]. Let Σ and Σ' denote world sheets with decoration data $\Gamma, \mathfrak{a}, \dots$ and $\Gamma', \mathfrak{a}', \dots$, respectively. There is a natural notion of *isomorphism* of world sheets, which involves the intrinsic equivalence of world sheets (recall the latter, and in particular the definition of the opaque subgraph Γ_\times of Γ , from Section 3.2.2):

Definition 5.1. *An isomorphism $h: \Sigma \xrightarrow{\sim} \Sigma'$ of world sheets is an orientation preserving homeomorphism $h: \hat{\Sigma} \xrightarrow{\sim} \hat{\Sigma}'$ between world sheets with intrinsically equivalent decorated defect graphs that preserves the decoration data when restricted to the opaque subgraph with insertions and for which h^{-1} has these properties as well. More explicitly:*

- *The two graphs satisfy $d'|_{\Gamma'_\times} = h \circ d|_{\Gamma_\times}$;*
- *d' and $h \circ d$ determine the same arc germs on insertion points not belonging to Γ'_\times or Γ_\times ;*
- *$y'|_{\Gamma'_+} = y|_{\Gamma_+}$ for the decoration data $y = \mathfrak{x}, \mathfrak{m}, \mathfrak{p}$; and*
- *$\mathfrak{a}(f) = \mathfrak{a}'(h(f))$ for any face f of Σ .*

The natural notion of *homotopy* of world sheets is homotopy relative to the structure that is preserved under an isomorphism of world sheets. In particular, every automorphism of a world sheet is required to preserve $d(\Gamma_+) \subseteq \Sigma$ as a *decorated set*, and homotopy is defined relative to this property. The set of homotopy classes, with respect to this notion, of isomorphisms $\Sigma \xrightarrow{\sim} \Sigma'$ of world sheets is denoted $\text{Map}_{\text{w.s.}}(\Sigma, \Sigma')$. For $\Sigma' = \Sigma$ we obtain the *mapping class group*, to be denoted by $\text{Map}_{\text{w.s.}}(\Sigma)$.

We stress that an isomorphism is not required to preserve *all* data of a world sheet; this simplifies the discussion of covariance and mapping class group invariance of correlators. Clearly, by forgetting the datum of defect lines, every isomorphism of world sheets becomes an isomorphism of world sheets without defects. As a consequence, various results established in a setting not involving defects can be adopted to the present setting with only minor modifications. Denoting by $\pi_\Sigma: \hat{\Sigma} \rightarrow \Sigma$ the natural projection, an isomorphism $f: \Sigma \rightarrow \Sigma'$ of world sheets has a unique orientation preserving lift $\hat{f}: \hat{\Sigma} \rightarrow \hat{\Sigma}'$ to the doubles, defined as the orientation preserving diffeomorphism that satisfies

$$f \circ \pi_\Sigma = \pi_{\Sigma'} \circ \hat{f}. \quad (5.1)$$

The map \hat{f} preserves marked arcs and Lagrangian subspaces and is thus an isomorphism of extended surfaces [7]. Denote by $\hat{f}_\# : \mathcal{H}(\hat{\Sigma}) \rightarrow \mathcal{H}(\hat{\Sigma}')$ the linear isomorphism that by the mapping cylinder is associated to \hat{f} . If $f \sim g$ as isomorphisms of world sheets, then $\hat{f} \sim \hat{g}$ as homeomorphisms of extended surfaces, and hence $\hat{f}_\# = \hat{g}_\#$ by the axioms of topological field theory.

It follows that there is an isomorphism

$$\text{Map}_{\text{w.s.}}(\Sigma) \cong \text{Map}(\overset{\circ}{\Sigma}; [d(\Gamma_+)]) \subset \text{Map}(\overset{\circ}{\Sigma}; d(\Pi)), \quad (5.2)$$

where $\text{Map}(\overset{\circ}{\Sigma}; [d(\Gamma_+)])$ and $\text{Map}(\overset{\circ}{\Sigma}; d(\Pi))$ denote the groups of homotopy classes of orientation preserving homeomorphisms of $\overset{\circ}{\Sigma}$ relative to the decorated isotopy class $[d(\Gamma_+)]$ and relative to the set $d(\Pi)$, respectively. In other words, we can identify the mapping class group of a world sheet containing defects with the subgroup of the mapping class group of the underlying surface with marked points and without defects that preserve the isotopy class and decorations of the defects.

We are now in a position to make the following assertions:

Theorem 5.2. *Covariance of correlators with defects: We have*

$$C(\Sigma') = \hat{f}_{\#}(C(\Sigma)) \quad (5.3)$$

for any $[f] \in \text{Map}_{\text{w.s.}}(\Sigma, \Sigma')$.

Corollary 5.3. *Mapping class group invariance of correlators with defects: We have*

$$C(\Sigma) = \hat{f}_{\#}(C(\Sigma)) \quad (5.4)$$

for any mapping class $[f] \in \text{Map}_{\text{w.s.}}(\Sigma)$.

Remark 5.4.

(i) Restricting to world sheets with empty opaque subgraph Γ_{\times} these assertions reduce to the statements of Theorem 2.2 and Corollary 2.3 of [7]. For $\Gamma_{\times} \neq \emptyset$, i.e. in the presence of non-trivial defects, the correlators are, however, only invariant under a proper *subgroup* of the full mapping class group of the underlying surface with marked points.

(ii) The correlator $C(\Sigma)$ of a given world sheet Σ may be invariant under a larger subgroup of $\text{Map}(\overset{\circ}{\Sigma}; d(\Pi))$ than implied by Theorem 5.2 and the isomorphism (5.2). Consider, for instance, a world sheet Σ with an opaque subgraph Γ_{\times} that has no vertices and every edge of which is decorated by one and the same *invertible* A -bimodule X . If $\dim(X) = \dim(A)$ (as is the case for any unitary CFT), then the correlator $C(\Sigma)$ is invariant under the the subgroup of $\text{Map}(\overset{\circ}{\Sigma}; d(\Pi))$ that preserves the homology class of $d(\Gamma_{\times})$. The correlators of closed world sheets of this type provide endomorphisms of the spaces $\mathcal{H}(\widehat{\Sigma})$ of conformal blocks, intertwining the action of proper subgroups of $\text{Map}(\widehat{\Sigma})$ containing the Torelli group.

(iii) We have $\hat{f}_{\#} \circ \hat{g}_{\#} = (\widehat{f \circ g})_{\#}$, since [7, footn. 5] the relevant gluing anomalies vanish. It follows that the correlators are invariant under a *genuine*, rather than only projective, action of the relevant mapping class groups.

The basic result needed for establishing Theorem 5.2 is independence of transparent subgraph, which was introduced in the proof of Lemma 3.4 and which is proven in Appendix A.1.

Proof of Theorem 5.2.

Note that, since the defect graphs Γ and Γ' are intrinsically equivalent (see Definition 5.1), by invoking Lemma 3.4 it suffices to consider the case $\Gamma_{\times} = \Gamma'_{\times}$. As already stated, the gluing anomaly vanishes, so the right hand side of (5.3) is obtained as the invariant of the three-manifold that results from gluing the mapping cylinder of \hat{f} to the connecting manifold of Σ .

Moreover, the so obtained extended three-manifold is homeomorphic, via a homeomorphism that restricts to the identity on the boundary, to the one obtained by pushing \hat{f} through the connecting manifold. The latter is the connecting manifold of a world sheet Σ''' differing from Σ' only in the transparent subgraph Γ''' and its embedding $d'''(\Gamma''')$, compare formula (3.12) of [7]. Independence of transparent subgraph now immediately implies the equality (5.3) and thus completes the proof. \square

5.2 Fundamental world sheets

Taking world sheets in the sense of Definition 3.1 as objects, and isomorphisms in the sense of Definition 5.1 as morphisms, we obtain a *category* of world sheets (all morphisms are invertible, so this is in fact a groupoid). This category is monoidal, with the tensor product of objects given by disjoint union and the tensor unit being the empty set. The processes of bulk and boundary factorization constitute additional operations on world sheets. It is convenient to think of morphisms and factorizations as *two types of arrows* in a larger structure, say of morphisms as *vertical* arrows and of factorizations as *horizontal* ones.

The factorization and modular covariance theorems assign to any connected sequence of vertical and horizontal arrows, say from Σ to Σ' , a way of expressing the correlator $C(\Sigma)$ in terms of $C(\Sigma')$, generically involving a summation over several target world sheets Σ' that differ only in their decoration data. By employing the equivalence relations from Section 3.2 we may furthermore replace $C(\Sigma')$ with $C(\Sigma'')$ for a suitable equivalent world sheet Σ'' .¹

Putting this information together, we can now finally introduce a notion of *fundamental world sheets*, and correspondingly of *fundamental correlators*. The purpose is to identify a collection \mathcal{S} of (fundamental) world sheets of low genus, such that any arbitrary correlator can be obtained from a disjoint union of world sheets in \mathcal{S} using gluing and mapping class group covariance according to Theorems 2.1, 4.1, and 5.2. Making heavy use of the equivalences discussed in Section 3.2, we will be able to end up with a *finite* set \mathcal{S} of fundamental correlators.

In the absence of defect lines there is a finite set \mathcal{S}_\circ of fundamental world sheets of genus 0 such that any world sheet can be connected, via a sequence of vertical and horizontal arrows, to the disjoint union of a finite collection of elements of \mathcal{S}_\circ [6, Sect. 10]. For oriented CFT the set \mathcal{S}_\circ can be taken to consist of the following world sheets:

- three bulk fields on the sphere;
- three boundary fields on the disk;
- one bulk and one boundary field on the disk.

In the following discussion we will include also separately *one-point* functions, even though they can be obtained as special cases of the correlators in \mathcal{S}_\circ , namely by taking some of the insertions to be identity fields. One-point correlators on the disk or on the sphere take values in

¹ The types of manipulations (vertical and horizontal arrows) that are relevant here should have analogues outside the realm of rational CFT. However, some of the specific equivalences that we use, and as a consequence the set \mathcal{S} of fundamental world sheets at which we arrive, depend strongly on the properties of the representation category of the chiral algebra. In particular, the notion of fundamental world sheets as discussed here is not a purely topological one, and thus cannot be immediately relevant for the study of generators and relations in open/closed topological field theory with defects.

(at most) one-dimensional spaces of conformal blocks, irrespective of whether the world sheet contains defects or not. Thus in particular such a correlator on a world sheet *with* defects is proportional to the corresponding correlator *without* defects. We will find that the constant of proportionality can be determined algorithmically (see Remark 5.6 below).

In the rest of this subsection we establish one possible choice for the set \mathcal{S} .

Theorem 5.5. *The set \mathcal{S} of fundamental world sheets with defects can be taken to consist of*

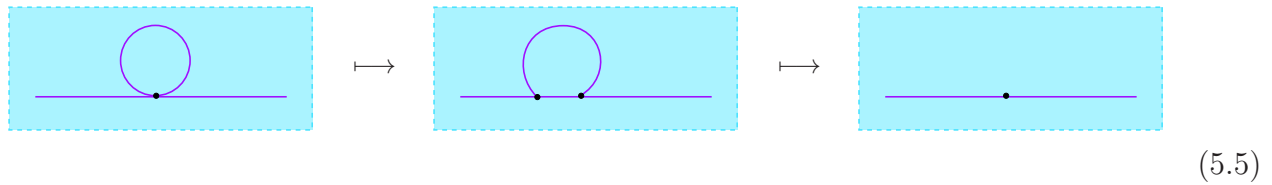
- *three boundary fields on the disk (without non-trivial defect lines);*
- *three defect fields on a circular configuration of defect lines on the sphere;*
- *one boundary field and one disorder field on the disk.*

In particular, there are no new one-point correlators and no new correlators with three boundary fields on the disk. The proof of Theorem 5.5 will occupy the rest of this section.

Proof. (i) We observe that by invoking the results about bulk and boundary factorization we can take as candidates for the world sheets in \mathcal{S} those in \mathcal{S}_\circ , with insertions corresponding to vertices in Π , but complemented in all possible ways by (embeddings d of) arbitrary defect graphs Γ . Not surprisingly, the so obtained collection $\widehat{\mathcal{S}}$ is hugely redundant. Let us thus see how we may reduce $\widehat{\mathcal{S}}$ by making use of equivalent decorations of world sheets.

First note that with the help of defect and boundary fusion, followed by removal of internal and boundary network vertices, it is enough to consider defect graphs Γ for which any two vertices are connected by either 0, 1 or 2 edges. By removing boundary network vertices it is furthermore enough to consider graphs having at most one boundary network vertex between any two boundary insertions. In addition, by defect fusion and removing internal network vertices, any boundary network vertex can be assumed to be trivalent.

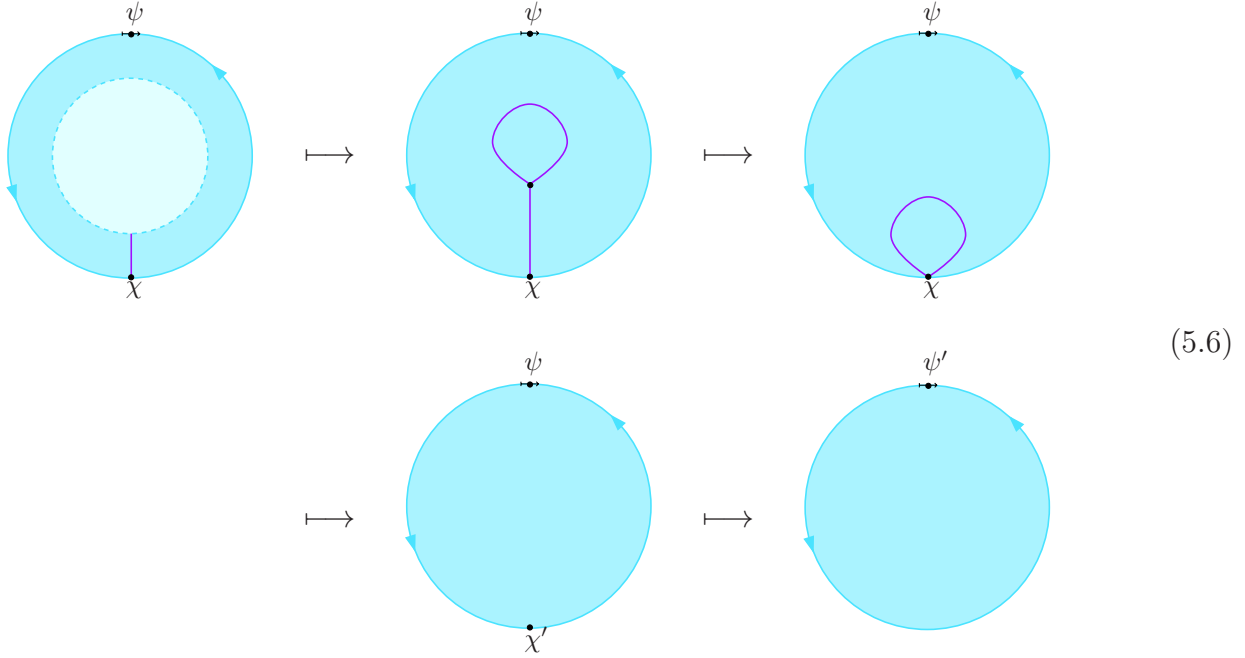
Another fact of which we will make frequent use below is the following. Consider an edge e that starts and ends at the same vertex, forming a loop that can be contracted to the vertex without crossing other parts of the defect graph. By first using local fusion and then collapsing the defect bubble, the loop can be replaced by a network vertex; in pictures,



(ii) We now treat, one at a time, the various world sheets in \mathcal{S}_\circ , complemented with arbitrary defect graphs without additional insertion vertices. In the pictures below a dotted line indicates a transparent edge, while a solid line indicates an edge with arbitrary decoration. A network vertex is indicated by a fat dot, while an insertion point is drawn as a dot located on a small arrow. A shaded region with brighter hue than the background contains an arbitrary embedded graph without insertion points; we refer to such parts of the world sheet as *network regions*.

■ One boundary field on the disk

Consider a world sheet that is a disk with one boundary field insertion and with a defect graph Γ having an arbitrary number of network vertices. Since there is only one insertion on the boundary it suffices, as explained in part (i) of the proof, to consider graphs with a single boundary network vertex. As Γ is connected, we can then further restrict to a graph with a single trivalent network vertex in the interior. Afterwards, removing the interior network vertex leaves a loop attached to the boundary. Finally, discarding this loop leaves a boundary network vertex, which in turn can be removed at the cost of modifying the boundary insertion. In pictures, this sequence of manipulations looks as follows:

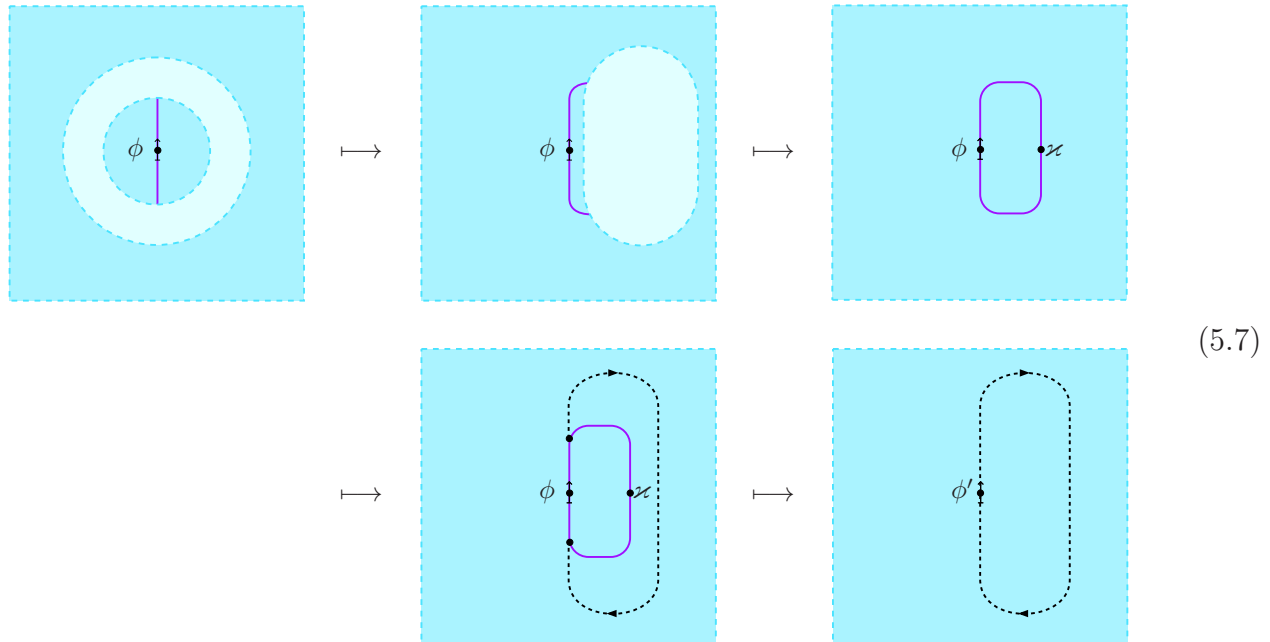


In conclusion, every one-point boundary correlator with defects on the disk is given by some one-point boundary correlator without any defects.

■ One field on the sphere

Next take a world sheet Σ that is a sphere, with defect graph Γ being arbitrary apart from the constraint $|\Pi| = 1$. By applying a suitable isotopy it can be assumed that the image $d(\Gamma)$ is contained in a contractible region of Σ . Furthermore, one may slide a planar graph around the sphere, such that one deals with the situation shown in the second picture of (5.7) below. We may, without loss of generality, also assume that the graph contained in the network region is connected (if necessary, by replacing it with an equivalent graph for which appropriate edges of the disconnected components have been fused). It is therefore equivalent to a graph with a single vertex. After removing all loops we then end up with a graph having a single two-valent vertex, as shown in the third picture in (5.7). At this point we may introduce, by invoking insertion of transparent tadpoles and independence of transparent subgraph, two new structure vertices, one on each edge, and connected by a new transparent edge; the resulting situation is shown in the fourth picture. Finally, the so obtained bubble containing the insertion vertex

can be replaced by a new insertion vertex. Altogether we thus have:

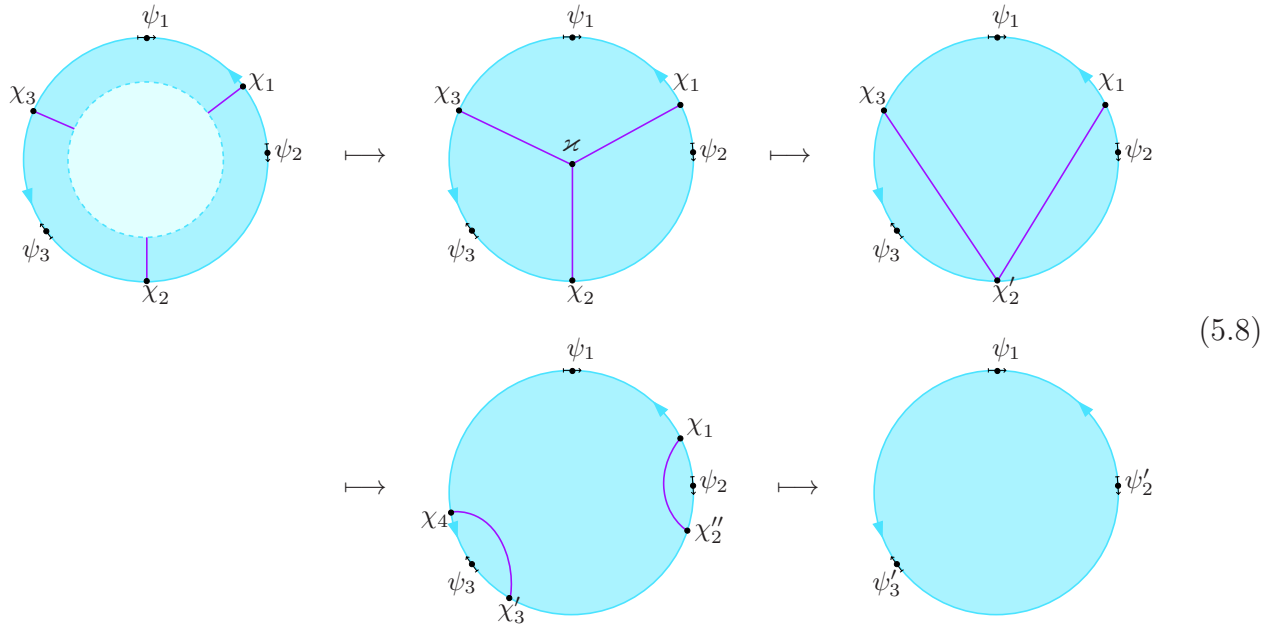


In conclusion, every one-point correlator with defects on the sphere is given by a one-point correlator on the sphere without defects.

■ Three boundary fields on the disk

As already mentioned we can restrict to one trivalent network vertex between each pair of boundary insertions. Thus for a disk with three boundary fields we may without loss of generality assume that there are (at most) three network vertices on the boundary, each connected by a single edge to an arbitrary planar graph in the network region of the disk, as indicated in the first picture of (5.8) below. Using, if necessary, further fusion of defects we may also assume that the interior graph is itself connected. Removing network vertices as well as loops, we end up with a single trivalent network vertex in the interior that is directly connected with each boundary network vertex, as shown in the second picture. The interior network vertex may then be removed as well, resulting in the world sheet shown in the third picture. Further use of fusion and of removal of network vertices relates the latter world sheet to one for which two of the boundary insertions are located on a boundary defect bubble (fourth picture). After removing those bubbles no internal edges are left at all and we end up with three boundary

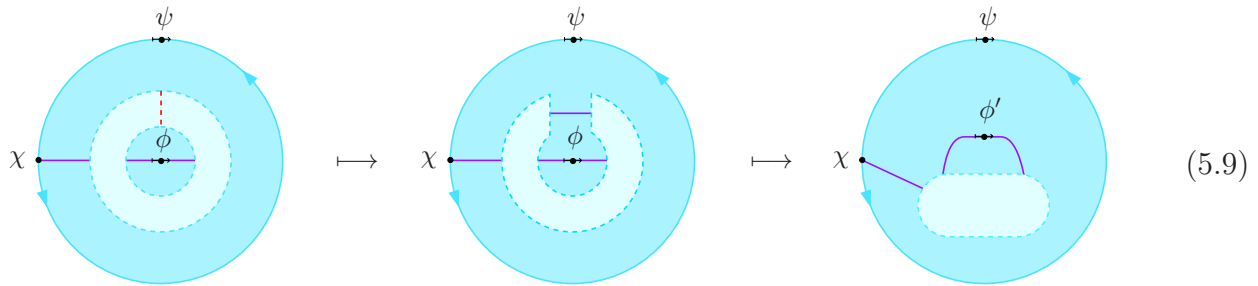
fields on the disk:



We thus see that every correlator of three boundary fields on the disk with defects is given by a correlator of three boundary fields on the disk without defects.

■ One boundary field and one disorder field on the disk

Next consider the disk with one boundary field and one bulk field. Again we may without loss of generality assume that there is exactly one trivalent network vertex on the boundary. A world sheet Σ of this type is depicted on the left side of the picture (5.9) below. The annular network region of this world sheet Σ contains an arbitrary defect graph without insertion vertices. Fusing all parallel edges of that graph that cross a given line segment (say, the one indicated in the picture by a dashed line) in the network region results in the picture in the middle part of (5.9). Fusing further the two parallel edges and replacing the resulting bubble with a new field insertion then results in the figure to the right.



Yet again we may assume that the graph contained in the network region is connected and thus can be replaced with a graph having a single vertex. Removing loops and inserting a transparent edge we then arrive at the world sheet shown on the left side of (5.10). Finally, collapsing a defect bubble we arrive at a world sheet with one boundary field and one disorder

field:

(5.10)

■ Three fields on the sphere

We finally consider a correlator on the sphere with three field insertions. This situation could be analyzed in a way very similar to the previous one. Instead we follow a different, shorter, route.

Select a neighborhood of each insertion point, each containing a single vertex and (segments of) the incident edges, along with a contractible region intersecting neither $d(\Gamma)$ nor any of the three neighborhoods. The complement of the union of these domains is the network region on the left hand side of (5.11) below, which contains the rest of $d(\Gamma)$. Again we can assume that the latter part of the graph is connected (otherwise we replace the world sheet with an equivalent one for which edges in disconnected components have been fused).

By further using multiple fusions and removing bubbles and loops we end up with the graph in the middle picture of (5.11). By removing internal vertices, as well as removing bubbles and loops, we end up with the picture on the right:

(5.11)

This concludes the proof of Theorem 5.5. □

Remark 5.6. In the absence of non-trivial defects, for any sequence of arrows relating a world sheet to the fundamental world sheets in \mathcal{S}_\circ the factorization and covariance formulas give the precise relation between the corresponding correlators. One may worry that by invoking equivalences, this algorithmic relation is lost. Comparing the description of equivalences in Section 3.2, as well as the related comments in Remark 3.5, with the use of the equivalences in the proof of Theorem 5.5 one can, however, convince oneself that any replacement of a world sheet Σ with an equivalent Σ' is accompanied by a precise prescription for the decoration data of Σ' in terms of the decoration data of Σ . In this way, any sequence of arrows *and equivalences* relating a world sheet with defects to the fundamental world sheets in \mathcal{S} provides again the precise relation between the corresponding correlators.

A Appendix

A.1 Independence of transparent subgraph

As an illustration of the various equivalences of world sheets presented in Section 3.2 we establish the *independence of transparent subgraph*, which is asserted after formula (3.12).

First note that this assertion is the analogue of what in the absence of non-trivial defects is the independence of the correlators from the choice of triangulation of the world sheet. The latter, which is shown in Proposition 3.2 of [7], is the basic ingredient of the proof of covariance of the correlators in the defect-free case. To arrive at the present generalization we first establish some basic properties of morphisms that are composed of the structural morphisms of Frobenius algebras. More specifically, the relevant morphisms are *connected* morphisms, that is, in the graphical notation they are described by connected graphs.

Lemma A.1. *Let A be a symmetric special Frobenius algebra. Any connected morphism ϕ in $\text{Hom}(A^{\otimes p}, A^{\otimes q})$ with $p, q \geq 1$ that is entirely composed of the structural morphisms m, η, Δ and ε of A can be written as*

$$\phi = \psi \circ \varphi \tag{A.1}$$

with

$\varphi :=$

and

$\psi :=$

(A.2)

In particular, for each pair p, q of positive integers there is a unique such morphism.

Proof. (i) For a connected morphism consisting only of a combination of products and coproducts, we can use associativity, coassociativity and the Frobenius property to rearrange the order of their composition arbitrarily. In particular, this way the ordering can be arranged in such a way that all coproducts come after all products, except possibly for the appearance of ‘bubbles’ $m \circ \Delta$. The latter can be removed owing to specialness, and afterwards again associativity and coassociativity can be invoked, such that one ends up with the morphism (A.1).

(ii) Next consider a connected morphism consisting of one unit morphism η besides products and coproducts. Then owing to $p \geq 1$ there must be at least one occurrence of the product m . By using associativity, coassociativity and the Frobenius property in an analogous manner as in (i), the ordering of products and coproducts can then be changed in such a way that the unit morphism is directly followed by a product, i.e. appears in the form of either $m \circ (\text{id}_A \otimes \eta)$ or $m \circ (\eta \otimes \text{id}_A)$; by the unit property, both of these combinations equal id_A . In short, η can be removed from the expression for the morphism. By iterating the argument, this applies in fact to any number of occurrences of η . Hereby this case is reduced to case (i).

(iii) When also counit morphisms ε are present, the same type of argument as in (ii) applies, just with the role of m now being taken over by the coproduct Δ , and the unit property replaced

by the defining property of the counit. \square

A similar statement applies when instead of A -lines also lines labeled by the dual A^\vee are admitted:

Lemma A.2. *Let H be the morphism space $\text{Hom}(A^\pm \otimes A^\pm \otimes \dots \otimes A^\pm, A^\pm \otimes A^\pm \otimes \dots \otimes A^\pm)$, with a definite choice of either A or A^\vee for each of the tensor factors A^\pm . Any connected morphism $\phi \in H$ that is entirely composed of structure morphisms of A and A^\vee can be written as*

$$\phi = (g^\pm \otimes g^\pm \otimes \dots \otimes g^\pm) \circ \psi \circ \varphi \circ (h^\pm \otimes h^\pm \otimes \dots \otimes h^\pm), \quad (\text{A.3})$$

where ψ and φ are the morphisms (A.4), while $g^+ = \text{id}_A = h^+$ as well as $g^- = \Phi_A \in \text{Hom}(A, A^\vee)$ (as defined in (3.1)) and $h^- = \Phi_A^{-1} \in \text{Hom}(A^\vee, A)$.

In particular, for any given numbers p, q of factors A^\pm in the source and target, there is a unique such morphism ϕ in the morphism space H .

Proof. When composing the structure morphisms, all duality morphisms that are not directly attached to an ingoing or outgoing line of the graph get composed in pairs. Two types of compositions can occur: Either a right (left) evaluation and a right (left) coevaluation are composed such that they yield a ‘zig-zag’ morphism which according to the defining properties of the dualities equals an identity morphism. Or else they form the combination shown on the left hand side of the following equality (or its mirrored version):



This equality, which can be established by inserting $\text{id}_{A^\vee} = \Phi_A \circ \Phi_A^{-1}$ and then using duality, allows us to remove such combinations of duality morphisms as well. The remaining dualities directly attached to ingoing or outgoing lines necessarily combine with structure morphism of A to produce either Φ_A or Φ_A^{-1} . The assertion now follows from Lemma A.1. \square

The same arguments as in the proof of the lemma show that a connected morphism, entirely composed of structure morphisms of A and A^\vee , in $\text{Hom}(A^\pm \otimes A^\pm \otimes \dots \otimes A^\pm, \mathbf{1})$ equals $\varepsilon \circ \varphi \circ (h^\pm \otimes h^\pm \otimes \dots \otimes h^\pm)$, while any such morphism in $\text{Hom}(\mathbf{1}, A^\pm \otimes A^\pm \otimes \dots \otimes A^\pm)$ equals $(g^\pm \otimes g^\pm \otimes \dots \otimes g^\pm) \circ \psi \circ \eta$, with ψ and φ as in (A.4). In a non-braided setting similar results have been obtained in [27] (e.g. Theorem 6.11 in [27] corresponds to Lemma A.1).

The proof of independence of transparent subgraph is now straightforward.

Proof. The correlator $C(\Sigma)$ of a world sheet Σ only depends on the morphism in the category \mathcal{C} that is obtained by flattening the ribbon graph in the connecting manifold. Thus when covering $\hat{\Sigma}$ with contractible subsets, $C(\Sigma)$ only depends on the collection of morphisms obtained from the ribbon graphs in each of the contractible patches. Now assume that Σ and Σ' differ only in their transparent subgraphs Γ_- and Γ'_- . In particular $d(\Gamma_+)$ differs from $d(\Gamma'_+)$ at most by an isotopy on half-edges incident to insertion points. As a consequence we can assume that $d(\Gamma_+) = d(\Gamma'_+)$ by replacing Σ' with an equivalent world sheet differing only by such an

isotopy. Let us focus on one connected component of $\mathring{\Sigma} \setminus d(\Gamma_+) = \mathring{\Sigma} \setminus d(\Gamma'_+)$ and choose a good open cover Ξ of this component. Using equivalences given by isotopies of $d|_{\Gamma_-}$ and removals of transparent tadpoles we may assume that the images of d and d' coincide on the boundary of each open set in Ξ , including orientation of each edge.

Next note that we may add a transparent tadpole to an edge, use specialness to expand a bubble, and sliding of structure vertices to move one leg of the bubble to the neighboring parallel edge (which is possible because Γ is connected and each connected component of $\mathring{\Sigma} \setminus d(\Gamma)$ is contractible). As a consequence we may freely introduce a transparent edge between any two parallel transparent edges, and hence we may assume that the graph contained in any open set in Ξ whose boundary crosses at least two edges is connected. Now for each open set in Ξ , partition the edges crossing its boundary into incoming and outgoing edges. By Lemma A.2, each open set in Ξ then contains a graph describing the same morphism in both Σ and Σ' . It follows that, however the transparent graphs are flattened in the two connecting manifolds, the corresponding morphisms are the same.

We have thus shown that $C(\Sigma) = C(\Sigma')$. \square

A.2 Fusion of defect lines

The tensor product of bimodules over algebras is defined as follows. Let A_i , $i = 0, 1, 2, \dots, m \geq 2$, be algebras and X_i , $i = 1, 2, \dots, m$, a collection of A_{i-1} - A_i -bimodules with left and right representation morphisms ρ_i^l and ρ_i^r . For $m = 2$ the tensor product \otimes_{A_1} is defined as the coequalizer

$$X_1 \otimes A_1 \otimes X_2 \begin{array}{c} \xrightarrow{\rho_1^r \otimes \text{id}_{X_2}} \\ \xrightarrow{\text{id}_{X_1} \otimes \rho_2^l} \end{array} X_1 \otimes X_2 \xrightarrow{\otimes_{A_1}} X_1 \otimes_{A_1} X_2 \quad (\text{A.5})$$

in $\mathcal{C}_{A_0|A_2}$. For $m > 2$ the multiple tensor product is defined by invoking (A.5) recursively.

In case the algebras A_i , $i = 0, 1, 2, \dots, m$ are special Frobenius, there is an alternative characterization of the tensor product, given by

Lemma A.3. *The morphism*

$$P_{X_1 \otimes \dots \otimes X_m} := \begin{array}{c} \begin{array}{ccccccc} & X_1 & & X_2 & & X_3 & & \dots & & X_m \\ & | & & | & & | & & \dots & & | \\ & \boxed{A_1} & & \boxed{A_2} & & \boxed{A_3} & & \dots & & \boxed{A_{m-1}} \\ & | & & | & & | & & \dots & & | \\ & X_1 & & X_2 & & X_3 & & \dots & & X_m \end{array} \end{array} \quad (\text{A.6})$$

in $\text{End}_{A_0|A_m}(X_1 \otimes \dots \otimes X_m)$ is an idempotent and has a retract $(X_1 \otimes_{A_1} X_2 \otimes_{A_2} \dots \otimes_{A_{m-1}} X_m, e, r)$ in $\mathcal{C}_{A|B}$. In particular $\text{Im}(P_{X_1 \otimes \dots \otimes X_m}) \cong X_1 \otimes_{A_1} \dots \otimes_{A_{m-1}} X_m$.

Proof. That (A.6) is an idempotent follows in the same way as in [5, Eq. (5.127)]. Consider first the case $m = 2$ and write $A \equiv A_0$, $B \equiv A_2$, $C \equiv A_1$, $X_1 \equiv X = (X, \rho^l, \rho^r)$ as well as $X_2 \equiv Y = (Y, \sigma^l, \sigma^r)$. By Proposition 2.4 of [17] the category $\mathcal{C}_{A|B}$ is idempotent-complete, so there exists a retract $(\text{Im}(P_{X \otimes Y}), e, r)$ such that $P_{X \otimes Y} = e \circ r$. By the representation property

of ρ^r and σ^l together with the Frobenius and unit properties of C it follows that r indeed coequalizes $\rho^r \otimes \text{id}_Y$ and $\text{id}_X \otimes \sigma^l$:

$$X \otimes C \otimes Y \begin{array}{c} \xrightarrow{\rho^r \otimes \text{id}_Y} \\ \xrightarrow{\text{id}_X \otimes \sigma^l} \end{array} X \otimes Y \xrightarrow{r} \text{Im}(P_{X \otimes Y}). \quad (\text{A.7})$$

It remains to show that r has the universal property that is required for a coequalizer. Assume that $f: X \otimes Y \rightarrow Z$ coequalizes $\rho^r \otimes \text{id}_Y$ and $\text{id}_X \otimes \sigma^l$ as well. Using that C is special Frobenius, it follows immediately that $f \circ P_{X \otimes Y} = f$, which furthermore implies the commutativity of the diagram

$$\begin{array}{ccc} X \otimes Y & \xrightarrow{r} & \text{Im}(P_{X \otimes Y}) \\ & \searrow f & \downarrow f \circ e \\ & & Z \end{array} \quad (\text{A.8})$$

Uniqueness of the morphism $f \circ e$ can be straightforwardly shown by making use of the morphism $\otimes_C \circ e: \text{Im}(P_{X \otimes Y}) \rightarrow X \otimes_C Y$; we omit the details. This completes the proof for $m = 2$. The extension to $m > 2$ is easy, and we refrain from spelling it out. \square

A.3 Dual bases for $\text{Im}(P)$

Recall the basis \mathcal{B} (2.49) of the image $\text{Im}(P)$ of the projector P given by the invariant of the cobordism (2.48).

Lemma A.4. *The basis \mathcal{B}^* dual to \mathcal{B} is spanned by the vectors $Z(\overline{\mathcal{L}}_{p,q,\alpha,\beta}^X)$, with $\overline{\mathcal{L}}_{p,q,\alpha,\beta}^X$ the cobordism*

$$\mathcal{N}^{-1} \overline{\mathcal{L}}_{p,q,\alpha,\beta}^X := \begin{array}{c} \begin{array}{c} \begin{array}{c} q \\ \downarrow \lambda_{\bar{q}q} \\ \bar{q} \\ \downarrow \lambda_{\bar{p}p} \\ \bar{p} \\ \downarrow \lambda_{pp} \\ p \\ \downarrow \lambda_{qq} \\ q \end{array} \\ \begin{array}{c} \beta \\ \leftarrow \text{---} \\ \bar{p} \\ \leftarrow \text{---} \\ \alpha \\ \leftarrow \text{---} \\ p \end{array} \\ \begin{array}{c} \begin{array}{c} \text{---} \\ \text{---} \\ \text{---} \\ \text{---} \\ \text{---} \end{array} \\ \begin{array}{c} \text{---} \\ \text{---} \\ \text{---} \\ \text{---} \\ \text{---} \end{array} \\ \begin{array}{c} \text{---} \\ \text{---} \\ \text{---} \\ \text{---} \\ \text{---} \end{array} \end{array} \end{array} \quad (\text{A.9})$$

Here $\bar{\alpha}$ labels a basis of $\text{Hom}_{A|A}(X, U_p \otimes^+ A \otimes^- U_q)$, $\bar{\beta}$ labels a basis of $\text{Hom}_{A|A}(A, U_{\bar{p}} \otimes^+ X \otimes^- U_{\bar{q}})$ and $\mathcal{N} = (\dim(U_p) \dim(U_q))^2 / \dim(A) \dim(X)$.

Proof. The assertion can be established by a simple generalization of the proof of Eq. (5.20) of [7] by just replacing relevant A -ribbons by X -ribbons. The only non-obvious modification is that the equality in (5.25) of [7] needs to be replaced by

$$= \dim(X) \delta_{\gamma, \alpha}. \quad (\text{A.10})$$

The first of these equalities is obtained by combining that A is special and symmetric with a deformation of the graph. The second equality follows from the duality (2.40). \square

A.4 Structure constants of the defect two-point function

The structure constants of the defect two-point function described in (2.33) are given by (see Section 4.5 of [6])

$$(c_{X,pq}^{\text{def}})_{\alpha\beta} = \frac{1}{S_{0,0}} \quad (\text{A.11})$$

Lemma A.5. *The matrix (A.11) is non-degenerate. The inverse of $c_{X,pq}^{\text{def}}$ is given by*

$$(c_{X,pq}^{\text{def } -1})_{\alpha\beta} = S_{0,0} \frac{\dim(U_p) \dim(U_q)}{\dim(A) \dim(X)} \quad (\text{A.12})$$

Proof. For any bimodule X , $\phi \in \text{Hom}_{A|A}(U_p \otimes^+ X \otimes^- U_q, A)$ and $\bar{\phi} \in \text{Hom}_{A|A}(X, U_{\bar{p}} \otimes^+ A \otimes^- U_{\bar{q}})$,

ACKNOWLEDGMENTS:

The authors were supported by the Research Links Programme of the Swedish Research Council (VR) under project no. 348-2008-6049. JFj is supported by the ESF network “Interactions of Low-Dimensional Topology and Geometry with Mathematical Physics (ITGP)”, the China Science Postdoc grant no. 020400383, the Priority Academic Program Development of Jiangsu Higher Education Institutions (PAPD), NSFC grant no. 10775067, and the Chinese Central Government’s 985 Project grants for Nanjing University. JFu is largely supported by VR under project no. 621-2009-3993.

JFj and JFu are grateful to Hamburg University, and in particular to Christoph Schweigert and Astrid Dörhöfer, for their hospitality when parts of this paper were written.

References

- [1] J. Fjelstad, J. Fuchs, I. Runkel, and C. Schweigert, *Uniqueness of open/closed rational CFT with given algebra of open states*, Adv. Theor. Math. Phys. 12 (2008) 1281 [[hep-th/0612306](#)]
- [2] H. Sonoda, *Sewing conformal field theories*, Nucl. Phys. B 311 (1988) 401
- [3] D.C. Lewellen, *Sewing constraints for conformal field theories on surfaces with boundaries*, Nucl. Phys. B 372 (1992) 654
- [4] D. Fioravanti, G. Pradisi, and A. Sagnotti, *Sewing constraints and non-orientable open strings*, Phys. Lett. B 321 (1994) 349 [[hep-th/9311183](#)]
- [5] J. Fuchs, I. Runkel, and C. Schweigert, *TFT construction of RCFT correlators I: Partition functions*, Nucl. Phys. B 646 (2002) 353 [[hep-th/0204148](#)]
- [6] J. Fuchs, I. Runkel, and C. Schweigert, *TFT construction of RCFT correlators IV: Structure constants and correlation functions*, Nucl. Phys. B 715 (2005) 539 [[hep-th/0412290](#)]
- [7] J. Fjelstad, J. Fuchs, I. Runkel, and C. Schweigert, *TFT construction of RCFT correlators V: Proof of modular invariance and factorisation*, Theory and Appl. Cat. 16 (2006) 342 [[hep-th/0503194](#)]
- [8] R. Savit, *Duality in field theory and statistical systems*, Rev. Mod. Phys. 52 (1980) 453
- [9] M. Oshikawa and I. Affleck, *Boundary conformal field theory approach to the critical two-dimensional Ising model with a defect line*, Nucl. Phys. B 495 (1997) 533 [[cond-mat/9612187](#)]
- [10] A.N. Kapustin and E. Witten, *Electric-magnetic duality and the geometric Langlands program*, Commun. Number Theory Phys. 1 (2007) 1 [[hep-th/0604151](#)]
- [11] A. Kapustin and N. Saulina, *Surface operators in 3d topological field theory and 2d rational conformal field theory*, Proc. Symp. Pure Math. (2011) 175 [[hep-th/1012.0911](#)]
- [12] D. Gaiotto, G. Moore, and A. Neitzke, *Wall-crossing in coupled 2d-4d systems*, preprint [hep-th/1103.2598](#)
- [13] A. Kitaev and L. Kong, *Models for gapped boundaries and domain walls*, Commun. Math. Phys. 313 (2012) 351 [[cond-mat/1104.5047](#)]
- [14] V.B. Petkova, *On the crossing relation in the presence of defects*, J. High Energy Phys. 1004 (2010) 061 [[0912.5535](#)]
- [15] C. Bachas and M. Gaberdiel, *Loop operators and the Kondo problem*, J. High Energy Phys. 0411 (2004) 065 [[hep-th/0411067](#)]
- [16] V.B. Petkova and J.-B. Zuber, *Generalized twisted partition functions*, Phys. Lett. B 504 (2001) 157 [[hep-th/0011021](#)]
- [17] J. Fröhlich, J. Fuchs, I. Runkel, and C. Schweigert, *Duality and defects in rational conformal field theory*, Nucl. Phys. B 763 (2007) 354 [[hep-th/0607247](#)]
- [18] V. Alessandrini, *A general approach to dual multiloop diagrams*, Nuovo Cim. 2A (1971) 321
- [19] S.K. Blau, M. Clements, S. Della Pietra, S. Carlip, and V. Della Pietra, *The string amplitude on surfaces with boundaries and crosscaps*, Nucl. Phys. B 301 (1988) 285
- [20] J. Fuchs and C. Schweigert, *Branes: from free fields to general backgrounds*, Nucl. Phys. B 530 (1998) 99 [[hep-th/9712257](#)]
- [21] B. Bakalov and A.A. Kirillov, *Lectures on Tensor Categories and Modular Functors* (American Mathematical Society, Providence 2001)
- [22] J. Fuchs, I. Runkel, and C. Schweigert, *The fusion algebra of bimodule categories*, Applied Categorical Structures 16 (2008) 123 [[math.CT/0701223](#)]

- [23] J. Fuchs, I. Runkel, and C. Schweigert, *TFT construction of RCFT correlators II: Unoriented world sheets*, Nucl. Phys. B 678 (2004) 511 [[hep-th/0306164](#)]
- [24] C. Schweigert and J. Fuchs, *The world sheet revisited*, Fields Institute Commun. 39 (2003) 241 [[hep-th/0105266](#)]
- [25] I. Runkel and R.R. Suszek, *Gerbe-holonomy for surfaces with defect networks*, Adv. Theor. Math. Phys. 13 (2009) 1137 [[0808.1419](#)]
- [26] A.A. Davydov, L. Kong and I. Runkel, *Invertible defects and isomorphisms of rational CFTs*, preprint [1004.4725](#)
- [27] B. Coecke and R. Duncan, *Interacting quantum observables: Categorical algebra and diagrammatics*, New J. Phys. 13 (2011) 043016 [[quant-ph/0906.4725](#)]