

Effect of Disorder in BCS-BEC Crossover

Ayan Khan,^{1,*} Saurabh Basu,² and Sang Wook Kim³

¹*Research Center for Dielectric and Advanced Matter Physics,
Pusan National University, Busan, 609-735, S. Korea*

²*Department of Physics, Indian Institute of Technology Guwahati, Guwahati, Assam, 781039, India*

³*Department of Physics Education, Pusan National University, Busan, 609-735, S. Korea*

(Dated: November 27, 2024)

In this article we have investigated the effect of weak random disorder in the BCS-BEC crossover region. The disorder is included in the mean field formalism through NSR theory of superconducting fluctuations. A self consistent numerical solution of the coupled equations involving the superfluid gap parameter and density as a function of the disorder strength, albeit unaffected in the BCS phase, yields a depleted order parameter in the BEC regime and an interesting nonmonotonic behavior of the condensate fraction in the vicinity of the unitary region, and a gradual depletion thereafter, as the pairing interaction is continuously tuned across the BCS-BEC crossover. The unitary regime thus demonstrates a robust paradigm of superfluidity even when the disorder is introduced. To support the above feature and shed light on a lingering controversial issue, we have computed the behavior of the sound mode across the crossover that distinctly reveals a suppression of the sound velocity. We also find the Landau critical velocity that shows similar nonmonotonicity as that of the condensate fraction data, thereby supporting a stable superfluid scenario in the unitary limit.

PACS numbers: 05.30.Jp, 74.20.Fg, 74.40.+k, 03.75.Lm

I. INTRODUCTION

Atomic gases at very low temperature are a unique system where one can observe the continuous evolution of a fermionic system (BCS type) to a bosonic system (BEC type) by changing the inter-atomic interaction by means of Fano-Feshbach resonance [1]. The experimental advances to address this transition has introduced the possibility for studying the so called BCS-BEC crossover more closely [2, 3]. The physics of the crossover focuses on the change of s-wave scattering length ($1/a$) from attractive to repulsive (from $-\infty$ to $+\infty$) by tuning an external magnetic field. In the intermediate region where $1/a \rightarrow 0$: a new region emerges, where dimensionless coherence length becomes in the order of unity, is the focal point of crossover physics.

The situation becomes further interesting if one assumes existence of random disorder in an otherwise very clean system. It is well-known that every wavefunction is spatially localized when the disorder is introduced in one-dimensional case, which is called as Anderson localization [4]. However, it is immensely difficult to directly observe the localization in electronic systems on crystal lattices, so that one has to take the indirect route of conductivity measurement to observe the effects of localization. It is an intriguing question how the Anderson localization modifies the BCS superconductivity. It has been found by Anderson [5] that the order parameter is unaffected when the disorder is not too strong to give rise to the Anderson localization. Here the time reversal pairs, rather than the opposite momentum pairs, then form the Cooper pairs.

The cold atomic system offers great amount of controllability and allows one to observe macroscopic wavefunction. Therefore, it was conceived as a very useful candidate to visualize the disorder effects directly. Recently the ultracold Bose gas (^{87}Rb and ^{39}K) enabled us to see the localization directly [6, 7]. Latest experiment are conducted in three dimension for both noninteracting atomic Fermi gas of ^{40}K [8] and bose gas of ^{87}Rb [9]. These experiments has widened the possibility to study the crossover in lights of disorder [10] experimentally.

The static disorder in Fermi and Bose systems are not new issues. A considerable amount of attention has been paid to disorder in superconductors [11–13] and in Bose gas [14–25]. Of late the interest at unitarity is also gaining pace [26–31], but still it failed to address all the questions associated with it. It is exciting to envision the three dimensional phase diagram involving temperature, interaction and disorder through the evolution from BCS to BEC superfluid. At the beginning it can be considered that the random potentials are independent of the hyperfine states of the atoms but then it can be extended to the correlated disorder problem in the crossover region.

In this article, we present our investigation on BCS-BEC crossover with weak uncorrelated disorder at zero temperature. Precisely, we show: (i) monotonic depletion of order parameter, (ii) nonmonotonic nature of condensate fraction, and (iii) suppression of sound velocity, as a function of disorder. Further we add a study on Landau critical velocity to attempt a qualitative understanding of the nonmonotonic behavior of the condensate fraction. Though order parameter is mainly for academic interest but the other three quantities are experimentally viable [32–34]. In this study, we observe that superfluidity is more robust in the unitary regime, which is also consistent with behavior of the coherence length in

* ayan.khan@pusan.ac.kr

the crossover regime. The robust nature of superfluidity has already been pointed out in the context of vortex core structure [35], Josephson current [36] and collective modes [37]. We also observe a progressive decay of the sound velocity in the BEC side with increasing disorder possibly occurring due to enhancement of impurity scattering [38]. Here we include a systematic study of the physical observables and their response to the random disorder.

The recent experiments on ultracold Bose and Fermi gas with disorder was carried out with optical speckle [6, 8] and quasi periodic optical lattices [7]. Though they pose interesting physics to study, but here we consider quenched delta correlated disorder which remained subject of interest at zero temperature [26] and at finite temperatures [31] in previous studies. One can visualize the situation of impurity driven random potential by considering the presence of few heavy atoms (say ^{40}K) in a homogeneous bath of light ^6Li atoms [31]. Since the number of heavy atoms are very limited, one can term it as a quasi-homogeneous system. To include the disorder effects in the mean field approach, we follow the NSR theory [39] of superconducting fluctuations extended to broken symmetry state [40]. Further we take advantage of the techniques developed to study condensate fraction of clean Fermi gas with Gaussian fluctuations [41, 42].

We arrange our study in the following way, in Section II we present the basic formalism. Section III is dedicated to discuss our results in three parts. First part contains the order parameter, second one for the condensate fraction and the third leads to sound mode and Landau critical velocity. Finally, in Section IV we draw our conclusions.

II. FORMALISM

To make our presentation self-contained, we briefly summarize the mathematical formalism presented in Ref.[26]. To describe the effect of impurity in Fermi superfluid in the crossover from BCS to BEC regime one needs to start from the real space Hamiltonian in three dimension for a s -wave superfluid,

$$\mathcal{H}(\mathbf{x}) = \sum_{\sigma} \Phi_{\sigma}^{\dagger}(\mathbf{x}) \left[-\frac{\nabla^2}{2m} - \mu + \mathcal{V}_d(\mathbf{x}) \right] \Phi_{\sigma}(\mathbf{x}) + \int dx' \mathcal{V}(\mathbf{x}, \mathbf{x}') \Phi_{\uparrow}^{\dagger}(\mathbf{x}') \Phi_{\downarrow}^{\dagger}(\mathbf{x}) \Phi_{\downarrow}(\mathbf{x}) \Phi_{\uparrow}(\mathbf{x}'), \quad (1)$$

where $\Phi_{\sigma}^{\dagger}(\mathbf{x})$ and $\Phi_{\sigma}(\mathbf{x})$ represents the creation and annihilation of fermions with mass m and spin state σ at \mathbf{x} respectively. $\mathcal{V}_d(\mathbf{x})$ signifies the (weak) random potential and μ is the chemical potential. We set $\hbar = 1$, where \hbar is the Planck constant. The s -wave fermionic interaction is defined as $\mathcal{V}(\mathbf{x}, \mathbf{x}') = -g\delta(\mathbf{x} - \mathbf{x}')$. The disorder potential is modeled as, $\mathcal{V}_d(\mathbf{x}) = \sum_i g_d \delta(\mathbf{x} - \mathbf{x}_i)$ where g_d is fermion-impurity coupling constant and \mathbf{x}_i are the static positions of the quenched disorder. We assume it

exhibits white noise correlation, that is, $\langle \mathcal{V}_d(-q) \mathcal{V}_d(q) \rangle = \kappa \beta \delta_{\nu_m, 0}$. β is the inverse temperature, ν_m is the bosonic Matsubara frequency and $\kappa = n_i g_d^2$, that describes the strength of the impurity potential with n_i being the concentration of the impurities.

The partition function corresponding to Eq.(1) can be written in the path integral formulation as

$$\mathcal{Z} = \int \mathcal{D}[\bar{\Phi}, \Phi] \exp[-\mathcal{S}(\{\bar{\Phi}\}\{\Phi\})], \quad (2)$$

where $\mathcal{S} = \int_0^{\beta} d\tau \int d\mathbf{x} [\bar{\Phi}_{\sigma} \partial_{\tau} \Phi_{\sigma} + \mathcal{H}]$. By introducing the pairing field $\Delta(\mathbf{x}, \tau)$ and by applying the Grassman identity ($\int \mathcal{D}[\bar{\Delta}, \Delta] \exp[-\int d\mathbf{x} \int_0^{\beta} d\tau \bar{\Delta} \Delta / g] = 1$) Eq.(2) can be given as

$$\mathcal{Z} = \int \mathcal{D}[\bar{\Phi}, \Phi] \int \mathcal{D}[\bar{\Delta}, \Delta] \exp[-\mathcal{S}_{eff}], \quad (3)$$

where $\mathcal{S}_{eff} = \mathcal{S}(\bar{\Phi}, \Phi) + 1/g \int d\mathbf{x} \int_0^{\beta} d\tau \bar{\Delta} \Delta$. Following Hubbard-Stratonovich transformation, Eq.(3) can be written in terms of inverse Nambu propagator as,

$$\mathcal{Z}_{eff} = \int \mathcal{D}[\bar{\Delta}, \Delta] e^{-1/g \int d\mathbf{x} \int_0^{\beta} d\tau \bar{\Delta} \Delta} \times \int \mathcal{D}[\bar{\Phi} \Phi] e^{-\int d\mathbf{x} \int_0^{\beta} d\tau \bar{\Phi} \mathcal{G}^{-1} \Phi}, \quad (4)$$

where the inverse Nambu propagator $\mathcal{G}^{-1}(\mathbf{x}, \tau)$ is defined as,

$$\begin{pmatrix} -\partial_{\tau} + \frac{\nabla^2}{2m} + \mu - \mathcal{V}_d & \Delta \\ \Delta & -\partial_{\tau} - \frac{\nabla^2}{2m} - \mu + \mathcal{V}_d \end{pmatrix}. \quad (5)$$

After integrating out the fermionic fields from Eq.(4) we are left with the effective action as,

$$\mathcal{S}_{eff} = \int d\mathbf{x} \int_0^{\beta} d\tau \left[\frac{|\Delta(\mathbf{r})|^2}{g} - \frac{1}{\beta} \text{Tr} \ln \{-\beta \mathcal{G}^{-1}(\mathbf{r})\} \right], \quad (6)$$

where $\mathbf{r} = (\mathbf{x}, \tau)$. It is important to mention that the main contribution in the partition function comes from a small fluctuation, $\delta\Delta(\mathbf{x}, \tau) = \Delta(\mathbf{x}, \tau) - \Delta$ where Δ is the homogeneous BCS pairing field. The Green's function in Eq.(5) can be written as a sum of Green's function in absence of disorder ($\mathcal{G}_0^{-1} = -\partial_{\tau} \mathbb{I} + (\nabla^2/2m + \mu)\sigma_z + \Delta\sigma_x$) and a self energy contribution ($\Sigma = -\mathcal{V}_d\sigma_z + \delta\Delta\sigma_+ + \delta\bar{\Delta}\sigma_-$) which contains the disorder as well as the small fluctuations of the BCS pairing fields. \mathbb{I} denotes the identity matrix, and σ_i are the Pauli matrices and ladder matrices ($i \in \{x, y, z, +, -\}$).

By expanding the inverse Nambu propagator upto the second order one can write the effective action (\mathcal{S}_{eff}) in Eq.(6) as a sum of bosonic action (\mathcal{S}_B) and fermionic action (\mathcal{S}_F). Also it contains an additional term which emerges from the linear order of self energy expansion ($G_0\Sigma$). It is possible to set zero for the linear order if we consider \mathcal{S}_F is an extremum of \mathcal{S}_{eff} after performing all the fermionic Matsubara frequency sums. The constrained condition leads to the BCS gap equation which

after appropriate regularization through the s -wave scattering length reads,

$$-\frac{m}{4\pi a} = \sum_k \left[\frac{1}{2E_k} - \frac{1}{2\epsilon_k} \right]. \quad (7)$$

Eq.(7) suggests that the BCS gap equation does not have any contribution from the disorder potential explicitly.

Now to construct the density equation with usual prescription of statistical mechanics; the thermodynamic potential Ω should be differentiated with respect to the chemical potential μ . Ω can be written as a sum over fermionic (Ω_F) and bosonic (Ω_B) thermodynamic potentials, which implies,

$$n = n_F + n_B = -\frac{\partial}{\partial \mu} (\Omega_F + \Omega_B) = -\frac{1}{\beta} \frac{\partial}{\partial \mu} (S_F + S_B) \quad (8)$$

The well known BCS density equation can be restored from Eq.(8) if we consider only n_F , then it yields the familiar $\sum_k (1 - \frac{\xi_k}{E_k})$. However the presence of disorder and fluctuation leads to $n_B \neq 0$. Hence the final mean field density equation will be,

$$n = \sum_k \left(1 - \frac{\xi_k}{E_k} \right) - \frac{\partial \Omega_B}{\partial \mu}. \quad (9)$$

The bosonic thermodynamic potential consists of two parts. One comes from the thermal contribution and the other is due to disorder. Since we are interested in zero temperature we neglect the thermal contribution from here on. Henceforth the disorder induced thermodynamic potential can be written as,

$$\Omega_{B_d} = -\frac{\kappa}{2} \sum_{\mathbf{q}, \nu_m=0} \mathcal{N}^\dagger \mathcal{M}^{-1} \mathcal{N}. \quad (10)$$

where \mathcal{N} is a doublet which couples disorder with fluctuation. After performing the fermionic Matsubara frequency summation over \mathcal{N} ,

$$\mathcal{N}_1 = \mathcal{N}_2 = \sum_k \frac{\Delta(\xi_k + \xi_{k+q})}{2E_k E_{k+q} (E_k + E_{k+q})}. \quad (11)$$

The inverse fluctuation propagator matrix \mathcal{M} is a 2×2 symmetric matrix whose elements are given by

$$\begin{aligned} \mathcal{M}_{11} &= \frac{1}{g} + \sum_k \left[\frac{v_k^2 v_{k+q}^2}{i\nu_m - E_k - E_{k+q}} - \frac{u_k^2 u_{k+q}}{i\nu_m + E_k + E_{k+q}} \right], \\ \mathcal{M}_{12} &= \sum_k u_k v_k u_{k+q} v_{k+q} \left[\frac{1}{i\nu_m + E_k + E_{k+q}} \right. \\ &\quad \left. - \frac{1}{i\nu_m - E_k - E_{k+q}} \right], \end{aligned} \quad (12)$$

and $\mathcal{M}_{22}(q) = \mathcal{M}_{11}(-q)$. Here the usual BCS notations have been used, namely $\xi_k = \mathbf{k}^2/2m - \mu$, $E_k = \sqrt{\xi_k^2 + \Delta^2}$, $u_k^2 = \frac{1}{2}(1 + \xi_k/E_k)$ and $v_k^2 = \frac{1}{2}(1 - \xi_k/E_k)$.

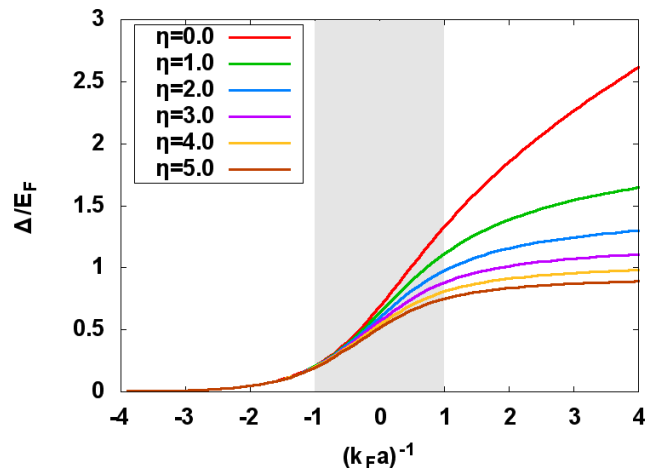


FIG. 1. The order parameters Δ normalized by Fermi energy as function of $(k_F a)^{-1}$ for various disorder strengths. The shaded area represents the crossover region

III. RESULTS

Order Parameter

Eqs.(7) and (9) are now ready to be solved self consistently. Our analysis is valid only for the weak disorder. Considering Ref.[31] we can safely assume that the disorder is weak if the dimensionless disorder strength $\eta (= \kappa m^2/k_F) \lesssim 5$ is satisfied. Fig. 1 demonstrates that in the BCS limit ($1/k_F a \rightarrow -\infty$) every order parameters with different disorder strength follows the mean field expression of $\Delta/\epsilon_F = 8e^{-2} \exp[-\pi/(2k_F a)]$ emphasizing the validity of Anderson theorem [5]. In the BEC limit, instead, one can observe a progressive depletion. Asymptotically this depletion remains in the order of $\eta/(k_F a)$ [26, 43]. The other mean field quantity, chemical potential, does not change much (not shown). We understand that it might be an attribute of the fluctuation theory [35] where the correction in μ at the BCS side is usually in $\mathcal{O}(\Delta^2)$ which is a very small quantity as $\Delta \rightarrow 0$ for $(k_F a)^{-1} \rightarrow 0$. In the BEC side the correction comes through the effective chemical potential of the composite bosons. However the BEC chemical potential is dominated by the binding energy and it turns out quite large compared to the effective chemical potential. The external potential $\mathcal{V}_d(x)$ induced by the disorder usually has no direct influence on the internal degrees of freedom, e.g. interaction among fermions. It is thus no wonder that the binding energy of the composite bosons exhibits no pronounced change, so does the chemical potential.

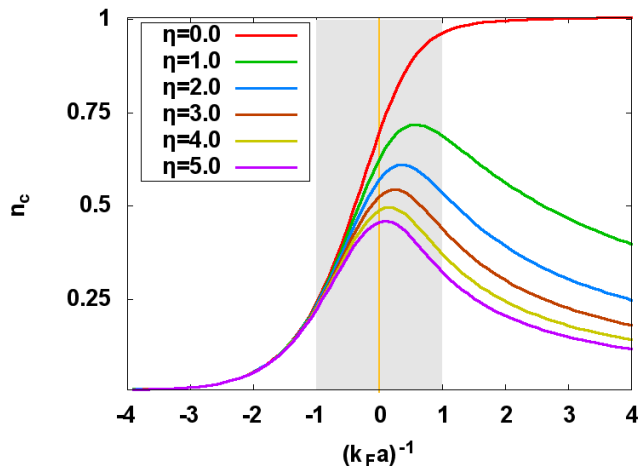


FIG. 2. The condensate fraction n_c as function of $(k_F a)^{-1}$ for various disorder strengths. The shaded area and the vertical orange line at $(k_F a)^{-1} = 0$ represent the crossover region and the unitary limit, respectively.

Condensate Fraction

Though Δ and μ are the first quantities to study the crossover through the mean field theory but they are mostly of academic interest. From now on we shall focus on the quantities which are more prone to the experimental observation. Our first choice is the condensate fraction which is also one of our main results (depicted in Fig.2). In a clean Fermi gas, it is possible to work out the condensate fraction through mean field theory [44] which shows good agreement with the experiment [33]. Here we follow the similar mean field description,

$$n_c = \sum_k \left[\frac{\Delta(\eta)}{2E_k(\eta)} \right]^2, \quad (13)$$

where n_c is the condensate fraction. The only difference with the clean system calculation, in Eq.(13) is that, we used the disorder induced values for Δ and μ . We observe quite remarkable behavior for n_c . As one expects the condensate fraction decays similar to that of the clean limit when $1/(k_F a) \rightarrow -\infty$ since Δ does not change with the variation of η in the BCS regime. If one extends the self energy upto the second order in the condensate fraction calculation one can as well observe the effect of disorder in the BCS limit, where $n_c - n_{c_0}$ gets saturated at some finite value instead of exponential decay [26], with n_{c_0} denoting the condensate fraction in the clean limit. In the BEC side, the disorder destroys part of the condensate and turns it into a normal fluid. The condensate fraction approaches roughly $\eta/\sqrt{k_F a}$ as obtained from the study of hard sphere Bose gas in random disorder [43].

The nonmonotonic behavior in the crossover region (grey area in Fig. 2) is the most intriguing point. In

the study of quantized vortices, one sees that accumulation of a number of vortices becomes maximum in the crossover region [45]. Later on, in a theoretical study of a single vortex it was also observed that the circulation current is maximum in the crossover regime [35]. Similar feature was also reported in the Josephson current study [36]. This unique behavior was qualitatively attributed to the maximization of Landau critical velocity in this region. In general all these observations actually points to the robustness of the superfluidity at the unitarity. But normal mean field does not show any precise nonmonotonic behavior for the condensate fraction. Here with a weak disorder, we are able to generate a picture which affirms the belief that in presence of low amount of impurity the condensate fraction is less affected across the crossover, implying a comparatively high yielding of superfluidity in this region.

One should also take a note of the position of the extrema. With the increase in disorder, we observe that the extrema slowly move towards $1/a \rightarrow 0_+$ from $+\infty$, but never cross it as we are exhausted with weak impurity limit. Further increase of disorder will break down the weakness condition. This result agrees qualitatively with Ref.[26, 31], however in those cases it has been suggested that the most robust region of superfluidity emerges when $1/a \rightarrow 0_-$. But there is no good justification for that. Here it is pointed, this behavior is consistent with that of the critical velocity discussed in the following section.

Sound Mode and Critical Velocity

Another important and experimentally relevant [34] quantity is the lowest energy collective excitation of the condensate. The nature of sound velocity, in presence of disorder, in a Bose gas has been studied quite extensively, but it lacks a real consensus so that considerable amount of ambiguity still exists. Using a perturbative method, the sound velocity is enhanced in the presence of uncorrelated disorder and very weak interaction [16, 46–48], whereas within a non-perturbative self consistent approach and spatially correlated weak disorder case, depression in sound velocity has been reported [49–52]. In a more recent study it has been shown that there exists no generic behavior of sound in the presence of disorder using a perturbative approach [53]. Hence in the crossover region, the behavior of sound is expected to be quite interesting.

From technical point of view in order to obtain the sound velocity one needs to carry out an analytic continuation of the Matsubara frequency. Hence the fluctuation propagator matrix \mathcal{M} is expanded to the second order for both momentum and frequency. The determinant of which leads to [54],

$$\mathcal{M}_{11}(\mathbf{q}, \nu)\mathcal{M}_{12}(\mathbf{q}, -\nu) - \mathcal{M}_{12}^2(\mathbf{q}, \nu) = \mathcal{A}(\Delta, \mu, \mathbf{k})\mathbf{q}^2 + \mathcal{B}(\Delta, \mu, \mathbf{k})\nu^2 + \dots = 0, \quad (14)$$

for $\nu = v_s|\mathbf{q}|$ where v_s represents the sound velocity. \mathcal{A}

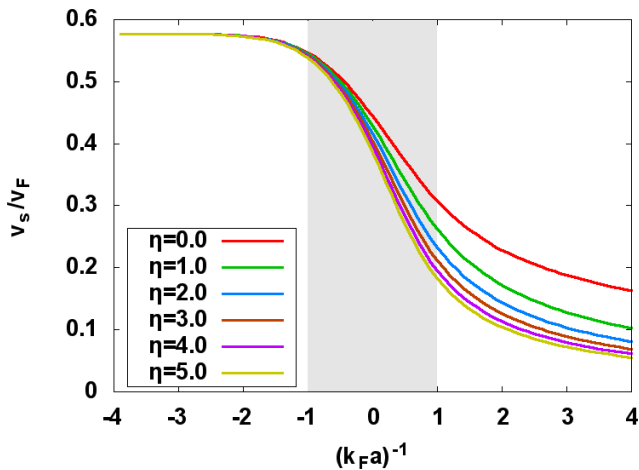


FIG. 3. The sound velocity v_s divided by the Fermi velocity v_F as a function of $(k_F a)^{-1}$ for various disorder strengths. The shaded area depicts crossover region.

and \mathcal{B} are functions of Δ and μ and can be evaluated by summing them over \mathbf{k} . In the BEC limit it has been shown that the sound velocity is $v_s^2 = \Delta^2/(8m|\mu|)$ [37] so that the suppression of the order parameter should directly result in that of the sound velocity. Near the unitarity, the sound velocity is directly connected to the chemical potential through $v_s^2 = 2\mu/(3m)$. In effect, the sound velocities for various disorders are merged near the unitarity as the chemical potential exhibits almost no change regardless of addition of the disorder. Moreover, in the BCS side, $v_s = \sqrt{k_F^2/(3m^2)} \simeq 0.57$ (in dimensionless units) does not have any explicit dependence on the mean field parameters. Therefore, irrespective of the disorder the sound velocity saturates near 0.57. All of these arguments successfully explain the behavior of the sound velocity shown in Fig. 3.

In an usual way, sound velocity is defined as $v_s = \sqrt{\frac{1}{\rho\kappa_T}}$ where ρ is the mass density and κ_T is the isothermal compressibility. Applying Gibbs-Duhem relation sound velocity can be written in usual notation as $v_s = \sqrt{\frac{n}{m} \frac{\partial \mu}{\partial n}}$. An involved study of sound mode from the thermodynamical point of view reveals that the decrease in the collective excitations can be attributed to the increase in the compressibility. This is in accordance with Ref.[49]. Intuitively this looks more feasible as the occurrence of additional random potential should lead to additional scattering and, resulting in the decrease of sound velocity [38].

Though the sound velocity itself is a quantity of huge interest, but it also serves an additional important information; According to Landau criterion, it determines the critical velocity of BEC. The critical velocity is defined as the minimum velocity of the BEC required to break superfluidity by creating elementary excitations. To obtain

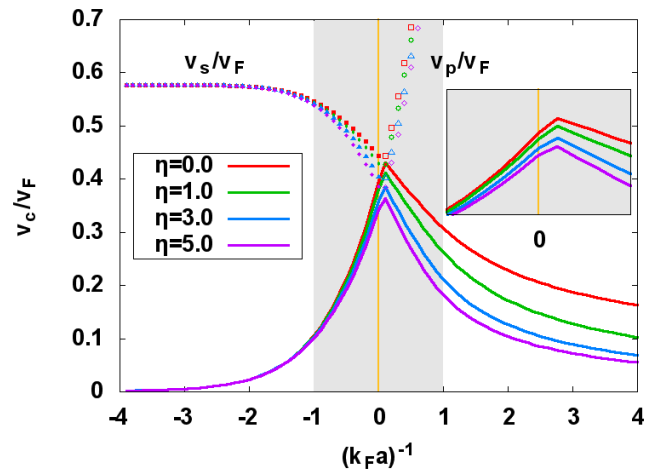


FIG. 4. The sound velocity v_s (filled marks and solid curves) already shown in Fig. 3 and the critical velocity v_p (open marks and solid curves) obtained from pair breaking, normalized by the Fermi velocity v_F , as a function of $(k_F a)^{-1}$ for various disorder strengths. The critical velocity v_c 's (solid curves) are determined from $\min\{v_s, v_p\}$. The unitary region is depicted through the grey area. The inset focuses the turning point in the unitary region.

a clear picture leading to the critical velocity, we calculate the minimum velocity related to the single particle excitations induced by pair breaking, which is dominant in the BCS side. The fermionic single particle excitation within mean field is written as $\sqrt{(\sqrt{\Delta^2 + \mu^2} - \mu)/m}$ [37], which is reduced to the familiar result of Δ/k_F in the deep BCS region. In the case of the composite bosons, the Landau critical velocity is provided as the sound velocity. By choosing the minimum between v_s and v_p , one can determine the Landau critical velocity, which is represented by the solid curves in Fig. 4.

Though the simple mean field analysis on Landau critical velocity may not be amenable for a direct mapping between n_c and v_c , but it may provide a qualitative suggestion for less depletion of condensate fraction in the crossover regime. In both cases the maxima exist near the unitary regime and move toward $(k_F a)^{-1} = 0$ as η increases as shown in the inset of Fig. 4.

IV. CONCLUSION

In conclusion, we have studied several important physical quantities such as gap parameter, condensate fraction and sound velocity etc. to address the issue of BCS to BEC crossover in a disordered environment. To this end we have included weak disorder via the gaussian fluctuation as prescribed earlier [26, 31], and hence solved the coupled BCS mean field equations self consistently. This enables us to obtain the two basic mean field param-

ters, Δ and μ . We thus show that the order parameter gets depleted leaving the chemical potential unchanged as we go from a BCS to a BEC regime. Afterwards, the condensate fraction has been calculated using the well known mean field description with the disorder affected Δ and μ . As the disorder strength increases, we observe pronounced maximum developed in the crossover region justifying the expectation of robust superfluid in this region. We have tried to connect this non monotonic nature qualitatively to the Landau critical velocity, which also shows a sharp maximum near unitarity. With increase of the impurity this peak slightly moves towards the unitary point. A similar feature is observed for the condensate fraction. In addition, the depression of the sound velocity is also been addressed, which might be related to the enhanced scattering from the random scatterers employed in this model.

To be precise, the the nature of Δ , n_c , v_s and v_c is been reported here, when subjected to a weak random impu-

urity. We hope our present study has shed some lights on physics of the BCS-BEC crossover in disordered systems. An interesting future perspective can be generalization of the theory for arbitrarily strong disorder and interaction. We also hope that these results would be observed and verified in experiment soon.

ACKNOWLEDGEMENT

AK is grateful for useful communication with G. Orso and enlightening discussions with C. Sa de Melo, F. Dalfovo, G. Roati, N. Trivedi and G. Watanabe. This was supported by the NRF grant funded by the Korea government (MEST) (No.2009-0087261 and No.2010-0024644). SB acknowledges financial support from DST (SR/S2/CMP/0023/2009).

-
- [1] C. Chin, R. Grimm, P. Julienne, and E. Tiesinga, *Rev. Mod. Phys.* **82**, 1225 (2010).
 - [2] S. Giorgini, L. P. Pitaevskii, and S. Stringari, *Rev. Mod. Phys.* **80**, 1215 (2008).
 - [3] I. Bloch, J. Dalibard, and W. Zwerger, *Rev. Mod. Phys.* **80**, 885 (2008).
 - [4] P. W. Anderson, *Phys. Rev.* **109**, 1492 (1958).
 - [5] P. W. Anderson, *J. Phys. Chem. Solids* **11**, 26 (1959).
 - [6] J. Billy *et. al.*, *Nature* **453**, 891 (2008).
 - [7] G. Roati *et. al.*, *Nature* **453**, 895 (2008).
 - [8] S. S. Kondov, W. R. McGehee, J. J. Zirbel, and B. DeMarco, *Science* **334**, 66 (2011).
 - [9] F. Jendrzejewski *et. al.*, arXiv:1108.0137.
 - [10] L. S. Palencia, and M. Lewenstein, *Nature Phys.* **6**, 87 (2010).
 - [11] D. Belitz, and T. R. Kirkpatrick, *Rev. Mod. Phys.* **66**, 261 (1994).
 - [12] A. Ghoshal, M. Randeria and N. Trivedi, *Phys. Rev. B* **65**, 014501 (2001).
 - [13] K. Bouadim, Y. L. Loh, M. Randeria, and Nandini Trivedi, *Nature Phys.* **7**, 884 (2011).
 - [14] T. Paul, M. Albert, P. Schlagheck, P. Leboeuf, and N. Pavloff, *Phys. Rev. A* **80**, 033615 (2009).
 - [15] C. Gaul, N. Renner, and C. A. Müller, *Phys. Rev. A* **80**, 053620 (2009).
 - [16] A.V. Lopatin and V. M. Vinokur, *Phys. Rev. Lett.* **88**, 235503 (2002).
 - [17] B. Damski, J. Zakrzewski, L. Santos, P. Zoller, and M. Lewenstein, *Phys. Rev. Lett.* **91**, 080403 (2003).
 - [18] A. Sanpera *et. al.*, *Phys. Rev. Lett.* **93**, 040401 (2004).
 - [19] N. Bilas and N. Pavloff, *Phys. Rev. Lett.* **95**, 130403 (2005).
 - [20] L. S. Palencia *et. al.*, *Phys. Rev. Lett.* **98**, 210401 (2007).
 - [21] P. Lugan, D. Clément, P. Bouyer, A. Aspect, and L. S. Palencia, *Phys. Rev. Lett.* **99**, 180402 (2007).
 - [22] A. Niederberger *et. al.*, *Phys. Rev. Lett.* **100**, 030403 (2008).
 - [23] S. Pilati, S. Giorgini, and N. Prokofev, *Phys. Rev. Lett.* **102**, 150402 (2009).
 - [24] G. Modugno, *Rep. Prog. Phys.* **73**, 102401 (2010).
 - [25] B. Shapiro, arXiv:1112.5736.
 - [26] G. Orso, *Phys. Rev. Lett.* **99**, 250402 (2007).
 - [27] B. I. Shklovskii, *Semiconductors* **42**, 927 (2008).
 - [28] C. A. R. Sá de Melo, *Physics Today* **61**, 45 (2008).
 - [29] P. Dey, and S. Basu, *J. Phys.: Cond. Mat.* **20**, 485205 (2008).
 - [30] L. Han, and C. A. R. Sá de Melo, arXiv:0904.4197.
 - [31] L. Han, and C. A. R. Sá de Melo, *New J. Phys.* **13**, 055012 (2011).
 - [32] D. E. Miller *et. al.*, *Phys. Rev. Lett.* **99**, 070402 (2007).
 - [33] M.W. Zwierlein *et. al.*, *Phys. Rev. Lett.* **92**, 120403 (2004).
 - [34] M. R. Andrews *et. al.*, *Phys. Rev. Lett.* **79**, 553 (1997).
 - [35] R. Sensharma, M. Randeria, and T. L. Ho, *Phys. Rev. Lett.* **96**, 090403 (2006).
 - [36] A. Spuntarelli, P. Pieri, and G. C. Strinati, *Phys. Rev. Lett.* **99**, 040401 (2007).
 - [37] R. Combescot, M. Y. Kagan, and S. Stringari, *Phys. Rev. A* **74**, 042717 (2006).
 - [38] V. I. Yukalov, *Physics of Particles and Nuclei* **42**, 460 (2011).
 - [39] P. Nozières S. Smith-Rink, *J. Low Temp. Phys.* **59**, 195 (1985).
 - [40] J. R. Engelbrecht, M. Randeria, and C. A. R. Sá de Melo, *Phys. Rev. B* **55**, 15153 (1997).
 - [41] E. Taylor, A. Griffin, N. Fukushima, and Y. Ohashi, *Phys. Rev. A* **74**, 063626 (2006).
 - [42] N. Fukushima, Y. Ohashi, E. Taylor, and A. Griffin, *Phys. Rev. A* **75**, 033609 (2006).
 - [43] K. Huang, and H. F. Meng, *Phys. Rev. Lett.* **69**, 644 (1992).
 - [44] L. Salasnich, N. Manini, and A. Parola, *Phys. Rev. A* **72**, 023621 (2005).
 - [45] M.W. Zwierlein *et. al.*, *Nature* **435**, 1047 (2005).
 - [46] S. Giorgini, L. Pitaevskii, and S. Stringari, *Phys. Rev. B* **49**, 12938 (1994).
 - [47] G. M. Falco, A. Pelster, and R. Graham, *Phys. Rev. A* **75**, 063619 (2007).

- [48] G. M. Falco, A. Pelster, and R. Graham, Phys. Rev. A **76**, 013624 (2007).
- [49] V. I. Yukalov and R. Graham, Phys. Rev. A **75**, 023619 (2007).
- [50] V. I. Yukalov, E. P. Yukalova, K. V. Krutitsky and R. Graham, Phys. Rev. A **76**, 053623 (2007).
- [51] C. Gaul, N. Renner, and C. A. Müller, Phys. Rev. A **80**, 053620 (2009).
- [52] V. I. Yukalov, E. P. Yukalova and V. S. Bagnato, Laser Phys. **19**, 686 (2009).
- [53] C. Gaul, and C. A. Müller, Phys. Rev. A **83**, 063629 (2011).
- [54] M. Marini, F. Pistolesi, and G.C. Strinati, Eur. Phys. J B **1**, 151 (1998).