

# New Physics in $B-\bar{B}$ mixing in the light of recent LHCb data

A. Lenz<sup>a</sup>, U. Nierste<sup>b</sup> and

J. Charles<sup>c</sup>, S. Descotes-Genon<sup>d</sup>, H. Lacker<sup>e</sup>, S. Monteil<sup>f</sup>, V. Niess<sup>f</sup>, S. T’Jampens<sup>g</sup> [for the CKMfitter Group]

<sup>a</sup> CERN - Theory Division, PH-TH, Case C01600, CH-1211 Geneva 23, e-mail: alenz@cern.ch

<sup>b</sup> Institut für Theoretische Teilchenphysik, Karlsruhe Institute of Technology, D-76128 Karlsruhe, Germany, email: nierste@particle.uni-karlsruhe.de

<sup>c</sup> Centre de Physique Théorique, Aix-Marseille Univ., CNRS UMR 7332, Univ. Sud Toulon Var, F-13288 Marseille cedex 9, France, e-mail: charles@cpt.univ-mrs.fr

<sup>d</sup> Laboratoire de Physique Théorique, Bâtiment 210, Université Paris-Sud 11, F-91405 Orsay Cedex, France (UMR 8627 du CNRS associée à l’Université Paris-Sud 11), e-mail: Sebastien.Descotes-Genon@th.u-psud.fr

<sup>e</sup> Humboldt-Universität zu Berlin, Institut für Physik, Newtonstr. 15, D-12489 Berlin, Germany, e-mail: lacker@physik.hu-berlin.de

<sup>f</sup> Laboratoire de Physique Corpusculaire de Clermont-Ferrand, Université Blaise Pascal, 24 Avenue des Landais F-63177 Aubiere Cedex, (UMR 6533 du CNRS-IN2P3 associée à l’Université Blaise Pascal), e-mail: monteil@in2p3.fr, niess@in2p3.fr

<sup>g</sup> Laboratoire d’Annecy-Le-Vieux de Physique des Particules, 9 Chemin de Bellevue, BP 110, F-74941 Annecy-le-Vieux Cedex, France, (UMR 5814 du CNRS-IN2P3 associée à l’Université de Savoie), e-mail: tjamp@lapp.in2p3.fr

(Dated: November 1, 2018)

We perform model-independent statistical analyses of three scenarios accommodating New Physics (NP) in  $\Delta F = 2$  flavour-changing neutral current amplitudes. In a scenario in which NP in  $B_d-\bar{B}_d$  mixing and  $B_s-\bar{B}_s$  mixing is uncorrelated, we find the parameter point representing the Standard-Model disfavoured by 2.4 standard deviations. However, recent LHCb data on  $B_s$  neutral-meson mixing forbid a good accommodation of the  $D\bar{O}$  data on the semileptonic CP asymmetry  $A_{\text{SL}}$ . We introduce a fourth scenario with NP in both  $M_{12}^{d,s}$  and  $\Gamma_{12}^{d,s}$ , which can accommodate all data. We discuss the viability of this possibility and emphasise the importance of separate measurements of the CP asymmetries in semileptonic  $B_d$  and  $B_s$  decays. All results have been obtained with the CKMfitter analysis package, featuring the frequentist statistical approach and using Rfit to handle theoretical uncertainties.

PACS numbers: 12.15.Hh, 12.15.Ji, 12.60.Fr, 13.20.-v, 13.38.Dg

Flavour physics looks back to a quarter-century of precision studies at the B-factories with a parallel theoretical effort addressing the Standard Model (SM) predictions for the measured quantities [1]. With the parameters of the Cabibbo-Kobayashi-Maskawa (CKM) matrix [2] overconstrained by many measurements one can predict yet unmeasured quantities [3]. Still, the global fit to the CKM unitarity triangle reveals some discrepancies with the SM, driven by a conflict between  $B(B \rightarrow \tau\nu)$  and  $\sin(2\beta)$  measured from  $B_d \rightarrow J/\Psi K$  [4, 5]. Furthermore, in May 2010 the  $D\bar{O}$  experiment reported a deviation of the semileptonic CP asymmetry (dimuon asymmetry) in  $B_{d,s}$  decays from its SM prediction [6, 7] by  $3.2\sigma$  [8]. In June 2011 this discrepancy has increased to  $3.9\sigma$  [13]. In summer 2010 the data could be interpreted in well-motivated scenarios with New Physics (NP) in  $B-\bar{B}$  mixing amplitudes [4]. In this letter we present novel analyses which include the new data of 2011, in particular from the LHCb experiment.

$B_q-\bar{B}_q$  ( $q = d, s$ ) oscillations involve the off-diagonal elements  $M_{12}^q$  and  $\Gamma_{12}^q$  of the  $2 \times 2$  mass and decay matrices, respectively. One can fix the three physical quantities  $|M_{12}^q|$ ,  $|\Gamma_{12}^q|$  and  $\phi_q = \arg(-M_{12}^q/\Gamma_{12}^q)$  from the mass difference  $\Delta M_q \simeq 2|M_{12}^q|$  among the eigenstates, their

width difference  $\Delta\Gamma_q \simeq 2|\Gamma_{12}^q| \cos\phi_q$  and the semileptonic CP asymmetry

$$a_{\text{SL}}^q = \text{Im} \frac{\Gamma_{12}^q}{M_{12}^q} = \frac{|\Gamma_{12}^q|}{|M_{12}^q|} \sin\phi_q = \frac{\Delta\Gamma_q}{\Delta M_q} \tan\phi_q. \quad (1)$$

$M_{12}^q$  is especially sensitive to NP. Therefore the two complex parameters  $\Delta_s$  and  $\Delta_d$ , defined as

$$M_{12}^q \equiv M_{12}^{\text{SM},q} \cdot \Delta_q, \quad \Delta_q \equiv |\Delta_q| e^{i\phi_q^\Delta}, \quad q = d, s, \quad (2)$$

can differ substantially from the SM value  $\Delta_s = \Delta_d = 1$ . Importantly, the NP phases  $\phi_{d,s}^\Delta$  do not only affect  $a_{\text{SL}}^{d,s}$ , but also shift the CP phases extracted from the mixing-induced CP asymmetries in  $B_d \rightarrow J/\Psi K$  and  $B_s \rightarrow J/\Psi\phi$  to  $2\beta + \phi_d^\Delta$  and  $2\beta_s - \phi_s^\Delta$ , respectively. In summer 2010 the CDF and  $D\bar{O}$  analyses of  $B_s \rightarrow J/\Psi\phi$  pointed towards a large negative value of  $\phi_s^\Delta$ , while simultaneously being consistent with the SM due to large errors. With a large  $\phi_s^\Delta < 0$  we could accommodate  $D\bar{O}$ ’s large negative value for the semileptonic CP asymmetry reading  $A_{\text{SL}} = 0.6a_{\text{SL}}^d + 0.4a_{\text{SL}}^s$  in terms of the individual semileptonic CP asymmetries in the  $B_d$  and  $B_s$  systems. Moreover, the discrepancy between  $B(B \rightarrow \tau\nu)$  and the mixing-induced CP asymmetry in  $B_d \rightarrow J/\Psi K$  can be

removed with  $\phi_d^\Delta < 0$ . The allowed range for  $\phi_d^\Delta$  implies a contribution to  $A_{SL}$  with the right (i.e. negative) sign. In our 2010 analysis in Ref. [4] we have determined the preferred ranges for  $\Delta_s$  and  $\Delta_d$  in a simultaneous fit to the CKM parameters in three generic scenarios in which NP is confined to  $\Delta F = 2$  flavour-changing neutral currents. In our Scenario I we have treated  $\Delta_s$ ,  $\Delta_d$  (and three more parameters related to  $K - \bar{K}$  mixing) independently, corresponding to NP with arbitrary flavour structure. Scenario II implements minimal-flavour violation (MFV) with small bottom Yukawa coupling entailing real  $\Delta_s = \Delta_d$ . Scenario III covers MFV models in which  $\Delta_s = \Delta_d$  is allowed to be complex. In Ref. [4] we have found an excellent fit in Sc. I (and a good fit in Sc. 3) with all discrepancies relieved through  $\Delta_{d,s} \neq 1$ , while the fit has returned  $K - \bar{K}$  mixing essentially SM-like.

The recent LHCb measurement of the CP phase  $\phi_s^{\psi\phi}$  from  $A_{CP}^{\text{mix}}(B_s \rightarrow J/\psi\phi)$  does not permit large deviations of  $\phi_s^\Delta$  from zero anymore. This trend was also confirmed by the latest CDF results [10]. The current situation with the phase  $2\phi_s^{\psi\phi} \equiv -2\beta_s + \phi_s^\Delta$  and  $A_{SL}$  is as follows (at 68% CL):

$$\begin{aligned}
2\phi_s^{\psi\phi} &= (-32_{-21}^{+22})^\circ & \text{D}\emptyset \text{ [9]} \\
-60^\circ &\leq 2\phi_s^{\psi\phi} \leq -2.3^\circ & \text{CDF [10]} \\
2\phi_s^{\psi\phi} &= (-0.1 \pm 5.8 \pm 1.5)^\circ & \text{LHCb } J/\psi\phi \text{ [11]} \\
2\phi_s^{\psi f_0} &= (-25.2 \pm 25.2 \pm 1.2)^\circ & \text{LHCb } J/\psi f_0 \text{ [12]} \\
A_{SL} &= (-7.87 \pm 1.72 \pm 0.93) \cdot 10^{-3} & \text{D}\emptyset \text{ [13]} \quad (3)
\end{aligned}$$

Here  $2\beta_s = 2 \arg(-V_{ts}V_{tb}^*/(V_{cs}V_{cb}^*)) \simeq 2.2^\circ$  [14].

From this discussion, there is a conflict between LHCb data on  $B_s \rightarrow J/\psi\phi$  and the D $\emptyset$  measurement of  $A_{SL}$  which we cannot fully resolve in our Scenarios I, II and III. We therefore discuss a fourth scenario which also permits NP in the decay matrices  $\Gamma_{12}^s$  or  $\Gamma_{12}^d$ .

## RESULTS FOR SCENARIOS I, II AND III

In Tab. I we summarise the changes in the inputs compared to Tabs. 1–7 of Ref. [4]. Following Ref. [3] we have included  $K_{\ell 3}$ ,  $K_{\ell 2}$ ,  $\pi_{\ell 2}$  (and the related  $\tau$  decays) for  $|V_{ud}|$  and  $|V_{us}|$ . Concerning the measurements of  $(\phi_s, \Gamma_s)$  from  $B_s \rightarrow J/\psi\phi$ , we have combined the CDF and LHCb results by taking the product of their 2D profile-likelihoods [10, 11]. Unfortunately, we could not obtain the corresponding likelihood from D $\emptyset$ . The impact of this omission is mild due to the smaller uncertainties of the CDF and LHCb results. We have neither used the LHCb result on  $B_s \rightarrow J/\psi f_0$  as only  $\phi_s$  (not the 2D likelihood) was provided in Ref. [12]. But we have included the flavour-specific  $B_s$  lifetime  $\tau_{B_s}^{FS}$  [15] providing an independent constraint on  $\Delta\Gamma_s$ . We analyse the D $\emptyset$  measurement of  $A_{SL}$  with the production fractions at 1.8-2 TeV according to Ref. [15]:

Observable	Value and uncertainties	Ref.
$\mathcal{B}(K \rightarrow e\nu_e)$	$(1.584 \pm 0.020) \times 10^{-5}$	[16]
$\mathcal{B}(K \rightarrow \mu\nu_\mu)$	$0.6347 \pm 0.0018$	[17]
$\mathcal{B}(\tau \rightarrow K\nu_\tau)$	$0.00696 \pm 0.00023$	[17]
$\mathcal{B}(K \rightarrow \mu\nu_\mu)/\mathcal{B}(K \rightarrow \pi\nu_\mu)$	$1.3344 \pm 0.0041$	[17]
$\mathcal{B}(\tau \rightarrow K\nu_\tau)/\mathcal{B}(\tau \rightarrow \pi\nu_\tau)$	$(6.53 \pm 0.11) \cdot 10^{-2}$	[18]
$\alpha$	$88.7_{-4.3}^{+4.6}^\circ$	[14]
$\gamma$	$(66 \pm 12)^\circ$	[14]
$\Delta m_d$	$0.507 \pm 0.004 \text{ps}^{-1}$	[16]
$\Delta m_s$	$17.731 \pm 0.045 \text{ps}^{-1}$	[22, 23]
$A_{SL}$	$(-74 \pm 19) \times 10^{-4}$	[13]
$\phi_s^{\psi\phi}$ vs. $\Delta\Gamma_s$	see text	[10, 11]

Theoretical Parameter	Value and uncertainties	Ref.
$f_{B_s}$	$229 \pm 2 \pm 6 \text{ MeV}$	[14]
$f_{B_s}/f_{B_d}$	$1.218 \pm 0.008 \pm 0.033$	[14]
$\hat{\mathcal{B}}_{B_s}$	$1.291 \pm 0.025 \pm 0.035$	[14]
$\mathcal{B}_{B_s}/\mathcal{B}_{B_d}$	$1.024 \pm 0.013 \pm 0.015$	[14]
$\hat{\mathcal{B}}_K$	$(0.733 \pm 0.003 \pm 0.036)$	[14]
$f_K$	$156.3 \pm 0.3 \pm 1.9 \text{ MeV}$	[14]
$f_K/f_\pi$	$1.1985 \pm 0.0013 \pm 0.0095$	[14]
$\alpha_s(M_Z)$	$0.1184 \pm 0 \pm 0.0007$	[16]

TABLE I. Experimental and theoretical inputs added or modified compared to Ref. [4] and used in our fits.

$f_s = 0.111 \pm 0.014$  and  $f_d = 0.339 \pm 0.031$ , corresponding to  $A_{SL} = (0.532 \pm 0.039)a_{SL}^d + (0.468 \pm 0.039)a_{SL}^s$ .

We summarise our results in Tabs. II and III and in Fig. 1 (Sc. I) as well as Fig. 2 (Sc. III). Even in Sc. I our fit to the data is significantly worse than in 2010 [4]: While  $\phi_d^\Delta < 0$  alleviates the discrepancy of  $A_{SL}$  with the SM, the LHCb result on  $\phi_s^{\psi\phi}$  prevents larger contributions from the  $B_s$  system to  $A_{SL}$ . In Sc. I, we find pull values for  $A_{SL}$  and  $\phi_s^\Delta - 2\beta_s$  of  $3.0\sigma$  and  $2.7\sigma$  respectively (compared to  $1.2\sigma$  and  $0.5\sigma$  in Ref. [4]). We do not quote pull values for  $\Delta m_{d,s}$  in Sc. I, as these observables are not constrained once their experimental measurement is removed. In contrast to earlier analyses, only one solution for  $\Delta_s$  survives thanks to the recent LHCb determination of  $\Delta\Gamma_s > 0$  [24] entailing  $\text{Re}\Delta_s > 0$ . Tab. IV lists the p-values for various SM hypotheses within our NP Scenarios (more information can be found in Ref. [14]).

## NEW PHYSICS IN $\Gamma_{12}^s$ OR $\Gamma_{12}^d$

Several authors have discussed the possibility of a sizable new CP-violating contribution to  $\Gamma_{12}^s$  to explain the D $\emptyset$  measurement of  $A_{SL}$  [19] by postulating new  $B_s$  decay channels with large branching fraction. In such models also the width difference  $\Delta\Gamma_s$  typically deviates from the SM prediction in Ref. [7, 20, 21].  $\Gamma_{12}^s$  is dominated by

Quantity	$1\sigma$	$3\sigma$
$\text{Re}(\Delta_d)$	$0.823^{+0.143}_{-0.095}$	$0.82^{+0.54}_{-0.20}$
$\text{Im}(\Delta_d)$	$-0.199^{+0.062}_{-0.048}$	$-0.20^{+0.18}_{-0.19}$
$ \Delta_d $	$0.86^{+0.14}_{-0.11}$	$0.86^{+0.55}_{-0.22}$
$\phi_d^\Delta$ [deg]	$-13.4^{+3.3}_{-2.0}$	$-13.4^{+12.1}_{-6.0}$
$\text{Re}(\Delta_s)$	$0.965^{+0.133}_{-0.078}$	$0.97^{+0.30}_{-0.13}$
$\text{Im}(\Delta_s)$	$-0.00^{+0.10}_{-0.10}$	$-0.00^{+0.32}_{-0.32}$
$ \Delta_s $	$0.977^{+0.121}_{-0.090}$	$0.98^{+0.29}_{-0.15}$
$\phi_s^\Delta$ [deg]	$-0.1^{+6.1}_{-6.1}$	$0^{+18.}_{-18.}$
$\phi_d^\Delta + 2\beta$ [deg] (!)	$17^{+12.}_{-13.}$	$17^{+40.}_{-55.}$
$\phi_s^\Delta - 2\beta_s$ [deg] (!)	$-56.8^{+10.9}_{-7.0}$	$-57.^{+66.}_{-20.}$
$A_{\text{SL}} [10^{-4}]$ (!)	$-15.6^{+9.2}_{-3.9}$	$-16^{+19}_{-12}$
$A_{\text{SL}} [10^{-4}]$	$-17.7^{+3.9}_{-3.8}$	$-18^{+15}_{-12}$
$a_{\text{SL}}^s - a_{\text{SL}}^d [10^{-4}]$	$33.6^{+7.5}_{-8.2}$	$34^{+24}_{-32}$
$a_{\text{SL}}^d [10^{-4}]$ (!)	$-33.2^{+6.6}_{-4.1}$	$-33^{+25}_{-13}$
$a_{\text{SL}}^s [10^{-4}]$ (!)	$0.4^{+6.2}_{-6.3}$	$0^{+20}_{-21}$
$\Delta\Gamma_d [\text{ps}^{-1}]$	$0.00480^{+0.00070}_{-0.00129}$	$0.0048^{+0.0020}_{-0.0031}$
$\Delta\Gamma_s [\text{ps}^{-1}]$ (!)	$0.155^{+0.020}_{-0.079}$	$0.155^{+0.036}_{-0.098}$
$\Delta\Gamma_s [\text{ps}^{-1}]$	$0.104^{+0.017}_{-0.016}$	$0.104^{+0.052}_{-0.041}$
$B \rightarrow \tau\nu [10^{-4}]$ (!)	$1.341^{+0.064}_{-0.232}$	$1.34^{+0.20}_{-0.73}$
$B \rightarrow \tau\nu [10^{-4}]$	$1.354^{+0.063}_{-0.095}$	$1.35^{+0.19}_{-0.50}$

TABLE II. CL intervals for the results of the fits in Scenario I. The notation (!) means that the fit output represents the indirect constraint with the corresponding direct input removed.

Quantity	Deviation wrt			
	SM	Sc. I	Sc. II	Sc. III
$\phi_d^\Delta + 2\beta$	$2.7\sigma$	$2.1\sigma$	$2.7\sigma$	$1.2\sigma$
$\phi_s^\Delta - 2\beta_s$	$0.3\sigma$	$2.7\sigma$	$0.3\sigma$	$2.4\sigma$
$ \epsilon_K $	$0.0\sigma$	-	$0.0\sigma$	-
$\Delta m_d$	$1.0\sigma$	-	$1.0\sigma$	$0.9\sigma$
$\Delta m_s$	$0.0\sigma$	-	$1.0\sigma$	$1.3\sigma$
$A_{\text{SL}}$	$3.7\sigma$	$3.0\sigma$	$3.7\sigma$	$3.0\sigma$
$a_{\text{SL}}^d$	$0.9\sigma$	$0.3\sigma$	$0.8\sigma$	$0.4\sigma$
$a_{\text{SL}}^s$	$0.2\sigma$	$0.2\sigma$	$0.2\sigma$	$0.0\sigma$
$\Delta\Gamma_s$	$0.0\sigma$	$0.4\sigma$	$0.0\sigma$	$1.0\sigma$
$\mathcal{B}(B \rightarrow \tau\nu)$	$2.8\sigma$	$1.1\sigma$	$2.8\sigma$	$1.7\sigma$
$\mathcal{B}(B \rightarrow \tau\nu), A_{\text{SL}}$	$4.3\sigma$	$2.8\sigma$	$4.2\sigma$	$3.4\sigma$
$\phi_s^\Delta - 2\beta_s, A_{\text{SL}}$	$3.3\sigma$	$2.7\sigma$	$3.3\sigma$	$3.2\sigma$
$\mathcal{B}(B \rightarrow \tau\nu), \phi_s^\Delta - 2\beta_s, A_{\text{SL}}$	$4.0\sigma$	$2.4\sigma$	$3.9\sigma$	$3.2\sigma$

TABLE III. Pull values for selected parameters and observables in SM and Scenarios I, II, III, in terms of the number of equivalent standard deviations between the direct measurement and the full indirect fit predictions.

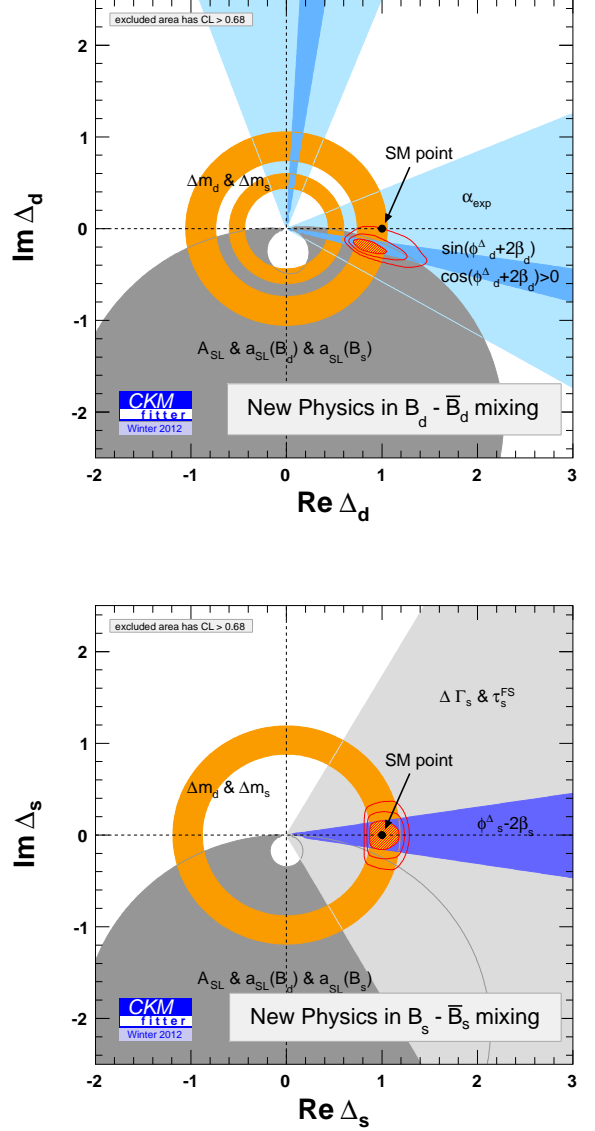


FIG. 1. Complex parameters  $\Delta_d$  (up) and  $\Delta_s$  (down) in Scenario I. Here  $\alpha_{\text{exp}} \equiv \alpha - \phi_d^\Delta/2$ . The coloured areas represent regions with CL < 68.3 % for the individual constraints. The red area shows the region with CL < 68.3 % for the combined fit, with the two additional contours delimiting the regions with CL < 95.45 % and CL < 99.73 %. The  $p$ -value for the 2D SM hypothesis  $\Delta_d = 1$  ( $\Delta_s = 1$ ) is  $3.0\sigma$  ( $0.0\sigma$ ).

the CKM-favoured tree-level decay  $b \rightarrow c\bar{c}s$ . Any competitive new decay mode will increase the total  $B_s$  width, which LHCb finds as  $\Gamma_s = 0.657 \pm 0.009 \pm 0.008$  [11], implying  $\Gamma_s/\Gamma_d = 0.998 \pm 0.014 \pm 0.012$  in excellent agreement with the SM expectation  $0 \leq \Gamma_s/\Gamma_d - 1 \leq 4 \cdot 10^{-4}$  [21]. The new interaction will open new  $b \rightarrow s$  decay modes affecting precisely measured inclusive  $B_d$  and  $B^+$  quantities [4]. Furthermore, new decays mediated by a particle with mass  $M > M_W$  will add a term of or-

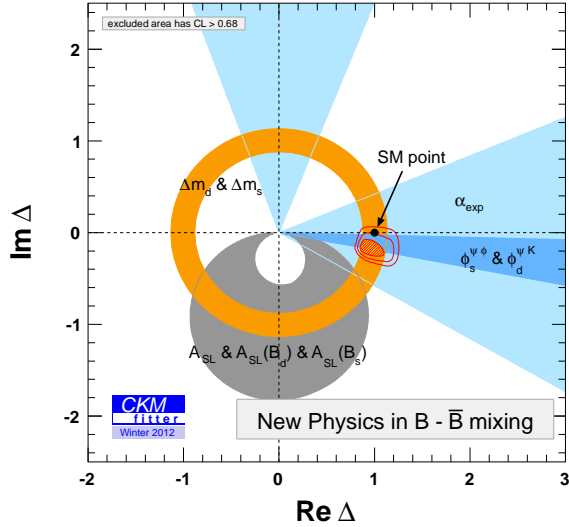


FIG. 2. Constraint on the complex parameter  $\Delta \equiv \Delta_d = \Delta_s$  from the fit in Scenario III with same conventions as in fig. 1. The  $p$ -value for the 2D SM hypothesis  $\Delta = 1$  is  $2.1 \sigma$ .

Hypothesis	Sc. I	Sc. II	Sc. III
$\text{Im}\Delta_d = 0$	$3.2\sigma$		$2.6\sigma$
$\text{Im}\Delta_s = 0$	$0.0\sigma$		
$\Delta_d = 1$	$3.0\sigma$	$0.6\sigma$	$2.1\sigma$
$\Delta_s = 1$	$0.0\sigma$		
$\text{Im}\Delta_d = \text{Im}\Delta_s = 0$	$2.8\sigma$		
$\Delta_d = \Delta_s = 1$	$2.4\sigma$		

TABLE IV.  $p$ -values for various Standard Model hypotheses in the framework of three NP Scenarios considered. These numbers are computed from the  $\chi^2$  difference with and without the hypothesis constraint, interpreted with the appropriate number of degrees of freedom.

der  $M_W^4/M^4$  to  $\Gamma_{12}^s/\Gamma_{12}^{\text{SM},s}$ , while  $\Delta_s$  normally receives a larger contribution of order  $M_W^2/M^2$ . In models involving a fermion pair  $(f, \bar{f})$  in the final state, e.g. those with an enhanced  $B_s \rightarrow \tau\bar{\tau}$  decay [19], one can solve this problem through chirality suppression. The extra contribution to  $M_{12}^s$  is down by another factor of  $m_f^2/M^2$ , while that to  $\Gamma_{12}^s$  is affected by the milder factor of  $m_f^2/m_b^2$ . Quantities like  $\Gamma_{d,s}$  will not be chirality suppressed. Therefore it seems not possible to add large NP effects to  $\Gamma_{12}^s$ .

Phenomenologically it is thus much easier to postulate NP in  $\Gamma_{12}^d$  rather than  $\Gamma_{12}^s$ , because  $\Gamma_{12}^d$  is constituted by Cabibbo-suppressed decay modes like  $b \rightarrow c\bar{c}d$ . Also here chirality suppression is welcome to avoid problems with  $M_{12}^d$ , but inclusive decay observables like the semileptonic branching fraction or the unmeasured  $\Delta\Gamma_d$  pose no danger. Clearly, testing this hypothesis calls for a better measurement of  $a_{\text{SL}}^d$ . We have studied a Scenario IV

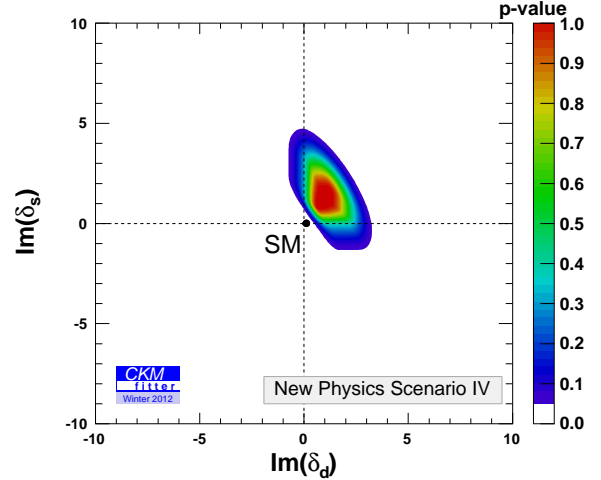


FIG. 3. Constraints on  $\text{Im}\delta_d, \text{Im}\delta_s$  in Scenario IV. The 1D 68%CL intervals are  $\text{Im}\delta_d = 0.92_{-0.69}^{+1.13}$ ,  $\text{Im}\delta_s = 1.2_{-1.0}^{+1.6}$ . The  $p$ -value for the 2D SM hypothesis  $\text{Im}\delta_d = 0.097, \text{Im}\delta_s = -0.0057$  is  $3.2 \sigma$ .

including the possibility of NP in  $\Gamma_{12}^{d,s}$ . We stress that Sc. IV permits NP in the  $|\Delta F| = 1$  transitions contributing to  $\Gamma_{12}^q$ , but not in other  $|\Delta F| = 1$  quantities entering our fits, such as  $\mathcal{B}(B \rightarrow \tau\nu)$ . Further no new CP phase in  $b \rightarrow c\bar{c}s$ , which would change  $\phi_{d,s}^\Delta$ , is considered. Such a phase might further increase the hadronic uncertainty from penguin pollution, which is not an issue in the SM at the current levels of experimental precision.

Handy new parameters are

$$\delta_q = \frac{\Gamma_{12}^q/M_{12}^q}{\text{Re}(\Gamma_{12}^{\text{SM},q}/M_{12}^{\text{SM},q})}, \quad q = d, s, \quad (4)$$

$\text{Re}\delta_q, \text{Im}\delta_q$  amount to  $(\Delta\Gamma_q/\Delta M_q)/(\Delta\Gamma_q^{\text{SM}}/\Delta M_q^{\text{SM}})$  and  $-a_{\text{SL}}^q/(\Delta\Gamma_q^{\text{SM}}/\Delta M_q^{\text{SM}})$ , respectively. The best fit values of the SM predictions are  $\delta_d^{\text{SM}} = 1 + 0.097i$  and  $\delta_s^{\text{SM}} = 1 - 0.0057i$ .  $\text{Re}\delta_d$  is experimentally only weakly constrained. We illustrate the correlation between  $\text{Im}\delta_d$  and  $\text{Im}\delta_s$  in Fig. 3, relegating correlations of  $\text{Re}\delta_s$  with  $\text{Im}\delta_{d,s}$  to Ref. [14]). The  $p$ -value of the 8D SM hypothesis  $\Delta_d = \Delta_s = 1, \delta_{d,s} = \delta_{d,s}^{\text{SM}}$  is  $2.6 \sigma$ .

We stress that too large values for  $|\delta_s - \delta_s^{\text{SM}}|$  are in conflict with other observables as explained above. We have also studied Scenario IV without NP in the  $B_s$  sector ( $\Delta_s = 1$  and  $\delta_s = \delta_{s,\text{SM}}$ ). It could accommodate the main anomalies by improving the fit by  $3.3\sigma$ , but with large contributions to  $\Gamma_{12}^d$ :  $\text{Im}\delta_d = 1.60_{-0.76}^{+1.02}$ .

## CONCLUSIONS

We have performed new global fits to flavour physics data in scenarios with generic NP in the  $B_d - \bar{B}_d$  and

$B_s - \bar{B}_s$  mixing amplitudes, as defined in Ref. [4]. Our results represent the status of the end of the year 2011. Unlike in summer 2010 the two complex NP parameters  $\Delta_d$  and  $\Delta_s$  (parametrising NP in  $M_{12}^{d,s}$ ) are not sufficient to absorb all discrepancies with the SM, namely the  $D\bar{O}$  measurement of  $A_{SL}$  and the inconsistency between  $B(B \rightarrow \tau\nu)$  and  $A_{CP}^{\text{mix}}(B_d \rightarrow J/\Psi K)$ . Still in Scenario I, which fits  $\Delta_d$  and  $\Delta_s$  independently, we find the SM point  $\Delta_d = \Delta_s = 1$  disfavoured by  $2.4\sigma$ ; this value was  $3.6\sigma$  in our 2010 analysis [4]. We notice that data still allow sizeable NP contributions in both  $B_d$  and  $B_s$  sectors up to 30-40% at the  $3\sigma$  level. The preference of Sc. I over the SM mainly stems from the fact that  $B(B \rightarrow \tau\nu)$  favours  $\phi_d^{\Delta} < 0$  which alleviates the problem with  $A_{SL}$ .

In order to fully reconcile  $A_{SL}$  with  $\phi_s^{\psi\phi}$  we have extended our study to a Scenario IV, which permits NP in both  $M_{12}^{d,s}$  and  $\Gamma_{12}^{d,s}$ . While this scenario can accommodate all data, it is difficult to find realistic models in which the preferred NP contributions to  $\Gamma_{12}^s$  (composed of Cabibbo-favoured tree-level decays) comply with other measurements. There are fewer phenomenological constraints on the Cabibbo-suppressed quantity  $\Gamma_{12}^d$ ; a possible conflict with  $M_{12}^d$  can be circumvented with chirality suppression. NP in  $M_{12}^d$  and  $\Gamma_{12}^d$  with the  $B_s$  system essentially SM-like appears thus as an interesting possibility, requiring only a mild statistical upward fluctuation in the  $D\bar{O}$  data on  $A_{SL}$ . Clearly, independent measurements of  $a_{SL}^d$ ,  $a_{SL}^s$  and/or  $a_{SL}^s - a_{SL}^d$  are necessary to determine whether scenarios with NP in  $\Gamma_{12}^d$  and/or  $\Gamma_{12}^s$  are a viable explanation of discrepancies in  $\Delta F = 2$  observables with respect to the Standard Model.

We thank the CDF and LHCb collaborations for providing us with the 2D profile likelihood functions needed for our analyses. A.L. is supported by DFG through a Heisenberg fellowship. U.N. acknowledges support by BMBF through grant 05H09VKF.

---

[1] A. J. Buras, *Climbing NLO and NNLO Summits of Weak Decays*, arXiv:1102.5650 [hep-ph] and references therein.  
 [2] N. Cabibbo, Phys. Rev. Lett. **10** (1963) 531-533. M. Kobayashi, T. Maskawa, Prog. Theor. Phys. **49** (1973) 652-657.  
 [3] J. Charles *et al.*, Phys. Rev. D **84** (2011) 033005 [arXiv:1106.4041 [hep-ph]].  
 [4] A. Lenz *et al.*, Phys. Rev. D **83** (2011) 036004 [arXiv:1008.1593 [hep-ph]].  
 [5] E. Lunghi and A. Soni, Phys. Lett. B **697** (2011) 323 [arXiv:1010.6069 [hep-ph]].  
 M. Bona *et al.* [UTfit Collaboration], Phys. Lett. B **687** (2010) 61 [arXiv:0908.3470 [hep-ph]].

[6] M. Beneke, G. Buchalla, A. Lenz and U. Nierste, Phys. Lett. B **576** (2003) 173, arXiv:hep-ph/0307344.  
 [7] A. Lenz and U. Nierste, JHEP **0706** (2007) 072, arXiv:hep-ph/0612167.  
 [8] V. M. Abazov *et al.* [D0 Collaboration], Phys. Rev. D **82** (2010) 032001 [arXiv:1005.2757 [hep-ex]] and Phys. Rev. Lett. **105** (2010) 081801 [arXiv:1007.0395 [hep-ex]].  
 [9] V. M. Abazov *et al.* [D0 Collaboration], Phys. Rev. D **85** (2012) 032006 [arXiv:1109.3166 [hep-ex]].  
 [10] T. Aaltonen *et al.* [CDF Collaboration], arXiv:1112.1726 [hep-ex]; during the completion of the present letter, this analysis was redone with  $9.6 \text{ fb}^{-1}$  data (CDF note 10778).  
 [11] R. Aaij *et al.* [LHCb Collaboration], Phys. Rev. Lett. **108** (2012) 101803 [arXiv:1112.3183 [hep-ex]]; updated in LHCb-CONF-2012-002.  
 [12] R. Aaij *et al.* [LHCb Collaboration], Phys. Lett. B **707** (2012) 497 [arXiv:1112.3056 [hep-ex]].  
 [13] V. M. Abazov *et al.* [D0 Collaboration], Phys. Rev. D **84** (2011) 052007 [arXiv:1106.6308 [hep-ex]].  
 [14] Updates and numerical results of: The CKMfitter Group (J. Charles *et al.*), Eur. Phys. J. C **41**, 1 (2005), arxiv:hep-ph/0406184, available on the CKMfitter group web site: <http://ckmfitter.in2p3.fr/>  
 [15] E. Barberio *et al.* [Heavy Flavour Averaging Group], arXiv:1010.1589 [hep-ex] and update on the HFAG web site: <http://www.slac.stanford.edu/xorg/hfag/>.  
 [16] K. Nakamura *et al.* [Particle Data Group], J. Phys. G **37** (2010) 075021, and 2011 partial update for the 2012 edition.  
 [17] M. Antonelli, V. Cirigliano, G. Isidori, F. Mescia, M. Moulson, H. Neufeld, E. Passemar and M. Palutan *et al.*, Eur. Phys. J. C **69** (2010) 399 [arXiv:1005.2323 [hep-ph]].  
 [18] S. Banerjee [BaBar Collaboration], arXiv:0811.1429 [hep-ex].  
 [19] A. Dighe, A. Kundu and S. Nandi, Phys. Rev. D **82** (2010) 031502 [arXiv:1005.4051 [hep-ph]]. C. W. Bauer and N. D. Dunn, Phys. Lett. B **696** (2011) 362 [arXiv:1006.1629 [hep-ph]]. S. Oh and J. Tandean, Phys. Lett. B **697** (2011) 41 [arXiv:1008.2153 [hep-ph]]. I. Dorsner, J. Drobnak, S. Fajfer, J. F. Kamenik and N. Kosnik, JHEP **1111** (2011) 002 [arXiv:1107.5393 [hep-ph]]. C. Bobeth and U. Haisch, arXiv:1109.1826 [hep-ph].  
 [20] M. Beneke, G. Buchalla and I. Dunietz, Phys. Rev. D **54** (1996) 4419, arXiv:hep-ph/9605259; M. Beneke, G. Buchalla, C. Greub, A. Lenz and U. Nierste, Phys. Lett. B **459** (1999) 631, arXiv:hep-ph/9808385; M. Ciuchini, E. Franco, V. Lubicz, F. Mescia and C. Tarantino, JHEP **0308** (2003) 031, arXiv:hep-ph/0308029.  
 [21] A. Lenz and U. Nierste, arXiv:1102.4274 [hep-ph].  
 [22] R. Aaij *et al.* [LHCb Collaboration], Phys. Lett. B **709** (2012) 177 [arXiv:1112.4311 [hep-ex]].  
 [23] A. Abulencia *et al.* [CDF Collaboration], Phys. Rev. Lett. **97** (2006) 242003 [hep-ex/0609040].  
 [24] R. Aaij, *et al.* [LHCb Collaboration], arXiv:1202.4717 [hep-ex].