

Tuning supersymmetric models at the LHC: A comparative analysis at two-loop level.

D. M. Ghilencea^{a,b}, H. M. Lee^a, M. Park^{a,1}

^a Theory Division, CERN, 1211 Geneva 23, Switzerland.

^b Theoretical Physics Department, National Institute of Physics
and Nuclear Engineering Bucharest (IFIN-HH), MG-6 077125 Romania.

Abstract

We provide a comparative study of the fine tuning amount (Δ) at the two-loop leading log level in supersymmetric models commonly used in SUSY searches at the LHC. These are the constrained MSSM (CMSSM), non-universal Higgs masses models (NUHM1, NUHM2), non-universal gaugino masses model (NUGM) and GUT related gaugino masses models (NUGMd). Two definitions of the fine tuning are used, the first (Δ_{max}) measures maximal fine-tuning wrt individual parameters while the second (Δ_q) adds their contribution in “quadrature”. As a direct consequence of two theoretical constraints (the EW minimum conditions), fine tuning (Δ_q) emerges at the mathematical level as a suppressing factor (effective prior) of the averaged likelihood (\mathcal{L}) under the priors, under the integral of the global probability of measuring the data (Bayesian evidence $p(D)$). For each model, there is little difference between Δ_q , Δ_{max} in the region allowed by the data, with similar behaviour as functions of the Higgs, gluino, stop mass or SUSY scale ($m_{susy} = (m_{\tilde{t}_1} m_{\tilde{t}_2})^{1/2}$) or dark matter and $g-2$ constraints. The analysis has the advantage that by replacing any of these mass scales or constraints by their latest bounds one easily infers for each model the value of Δ_q , Δ_{max} or vice versa. For all models, minimal fine tuning is achieved for M_{higgs} near 115 GeV with a $\Delta_q \approx \Delta_{max} \approx 10$ to 100 depending on the model, and in the CMSSM this is actually a global minimum. Due to a strong (\approx exponential) dependence of Δ on M_{higgs} , for a Higgs mass near 125 GeV, the above values of $\Delta_q \approx \Delta_{max}$ increase to between 500 and 1000. Possible corrections to these values are briefly discussed.

¹E-mail: dimitru.ghilencea@cern.ch, hyun.min.lee@cern.ch, myeonghun.park@cern.ch

1 Introduction

Low energy (TeV-scale) supersymmetry (SUSY) can provide a solution to the hierarchy problem. This is done without undue amount of electroweak scale fine tuning (Δ) that is present in the non-supersymmetric theories like the Standard Model (SM). A large value of this Δ is just another face of the hierarchy problem (for a review see [1] and references therein). However, negative searches for superpartners increase the SUSY scale (m_{susy}) which in turn can increase Δ . In the extreme case when m_{susy} is very high (\gg TeV) one recovers the scenario of non-supersymmetric theories (SM, etc) with a large Δ . In the light of current negative SUSY searches at the LHC it is useful to examine in detail the amount of fine tuning that supersymmetric models need, as a test of SUSY as a solution to the hierarchy problem. The alternative is to ignore this problem and adopt an effective theory approach, with a low effective cutoff (few TeV) that, unlike SUSY, does not detail the “new physics” at/beyond this scale. Such models usually have a Δ relative to the TeV scale comparable to that of SUSY models relative to the Planck scale.

While a small value of Δ (say less than 100) is desirable, the exact value still accepted for a solution to the hierarchy problem is rather subjective. Even worse, there are also different definitions of Δ in the literature. Two common definitions are

$$\Delta_{max} = \max |\Delta_{\gamma_i}|, \quad \Delta_q = \left(\sum \Delta_{\gamma_i}^2 \right)^{1/2}, \quad \Delta_{\gamma_i} = \frac{\partial \ln v}{\partial \ln \gamma_i}, \quad \gamma_i = m_0, m_{1/2}, \mu_0, A_0, B_0. \quad (1)$$

γ_i are new parameters (of mass dimension 1), that SUSY introduces in the model (shown above for the CMSSM). Δ_{max} was the first measure used [2], but Δ_q is also common. Two definitions for Δ can lead to different predictions and the absence of a widely accepted upper value for it is another problem. To avoid these issues, we compute both Δ_q and Δ_{max} and compare their implications in generic SUSY models, without an upper bound on them (to be fixed by the reader). This is one of the main purposes of this work.

These measures of fine tuning were introduced more on physical intuition than rigorous mathematical grounds so another important purpose is to clarify their link with other approaches and find technical support. Both Δ provide a local measure (in the space γ_i) of the quantum cancellations and help to decide which phase space points of a model are less fine tuned (more probable). When actually comparing models, a more global measure would be desirable. Our scan over the whole parameter space when evaluating Δ 's will alleviate this issue. But one question remains: what is the relation of Δ to other (global) measures of the success of SUSY in solving the hierarchy problem? To answer this, consider the Bayesian probability density $\mathcal{P}(\gamma_i|D)$ of a point in parameter space $\{\gamma_i\}$ given the data D :

$$\mathcal{P}(\gamma_i|D) = \frac{1}{p(D)} \mathcal{L}(D|\gamma_i) p(\gamma_i), \quad p(D) = \int \mathcal{L}(D|\gamma_i) p(\gamma_i) d\gamma_i. \quad (2)$$

Here \mathcal{L} is the likelihood the parameters $\{\gamma_i\}$ fit the data D and $p(D)$ is a global normalization factor called Bayesian “evidence”. For two models with the same data and priors $p(\gamma_i)$, the ratio of their $p(D)$ gives their relative overall probability. So a large $p(D)$ is needed to

decide that a model is more probable than another. Then what is the relation between $p(D)$ and fine-tuning? As it was observed in [3] (see also [4]), when integrating $\mathcal{P}(\gamma_i|D)$ over one parameter of the theory (in this case μ_0), following an *experimental* constraint (on m_Z), there is an emergent *effective* prior $p_{eff} \approx 1/\Delta_{\mu_0}$ which brings in a fine tuning penalty for points with large² $\Delta_{\mu_0} \sim \Delta_{max}$ [3]. These points then have little contribution to $p(D)$ because $\int \mathcal{P} \sim \mathcal{L} \times p_{eff} \sim (1/\Delta_{max}) \mathcal{L}$. A larger $p(D)$ can then indicate a preference for points of lower Δ_{max} , and the link of $p(D)$ with fine tuning wrt individual parameters is apparent.

We explore this idea further and evaluate $p(D)$ by investigating the effect of the *theoretical* constraints that received less attention: we refer to the two minimum conditions of the potential. Further, the above observation and the need to evaluate $p(D)$ clearly suggests to integrate over *all* $\{\gamma_i\}$ parameters (and we shall do so), and also over nuisance variables, which are parameters already present in the SM (like Yukawa couplings [3, 6]). The result is that $p(D) \sim 1/\Delta_q$ so Δ_q is actually preferred by the Bayesian evidence calculation. Then $p(D)$ receives contributions mostly from points of small Δ_q , but this also depends on the priors and \mathcal{L} . To conclude, the inverse of Δ_q acts as an extra, effective prior in (2) and is indeed a physical quantity with impact on global $p(D)$. This clarifies the exact, mathematical link of overall fine tuning wrt all parameters $\{\gamma_i\}$, to $\mathcal{L}(D|\gamma_i)$ and the Bayesian evidence $p(D)$.

With this technical motivation, we then evaluate the fine tuning for generic models, using both definitions Δ_q and Δ_{max} ; this is done in a two-loop leading log numerical analysis that provides the state-of-the-art analysis of the fine tuning in the models considered, consistent with current data. Interestingly, the results we find are little dependent on the definition used for Δ , with Δ_q and Δ_{max} showing similar behaviour and values. This is important since it is usually thought that different fine tuning measures should give different results. Our results correspond to a scan over the entire parameter space of the models (including $\tan\beta$). This is an extremely CPU-intensive task, made possible by the CERN batch computing service. The analysis of Δ_{max} , Δ_q is done for the following models:

- a) - CMSSM: the constrained minimal supersymmetric standard model. For a recent two-loop leading log analysis of this topic see [5], and for earlier investigations see [7].
- b) - NUHM1: a CMSSM-like model but with equal Higgs soft masses, different from m_0 .
- c) - NUHM2: as for CMSSM but with different Higgs soft masses and different from m_0 .
- d) - NUGM: a CMSSM-like model but with non-universal gaugino masses.
- e) - NUGMd: a benchmark NUGM model [8] with a GUT relation among gaugino masses.

For these models our results are presented in a comparative way with Δ_q , Δ_{max} as functions of the lightest higgs, gluino, stop mass or the SUSY scale. Any experimental constraints on these can easily be used to identify Δ_q , Δ_{max} for that model. On top of these plots various contour lines corresponding to the remaining masses, dark matter or the $g-2$ constraints are shown. Such comparative analysis for different models and definitions of Δ was not done in the past and has the advantage that it can be updated by the latest data, without re-doing the whole analysis. In particular, for each model we identify the corresponding Δ 's for a Higgs mass of $M_{higgs} = 125 \pm 2$ GeV that seems favoured by Atlas and CMS [9, 10]. We shall

²Note however that fine tuning wrt μ_0 is not dominant in CMSSM for higgs mass above ~ 115 GeV [5].

see such value requires $\Delta_q \approx \Delta_{max} \sim 500$ to 1000 depending on the model, and uncertainties in Δ are also discussed. In all cases Δ is minimal near $M_{higgs} \approx 115$ GeV. For ways to have $M_{higgs} \approx 125 - 130$ GeV with smaller fine-tuning $\Delta \approx \mathcal{O}(10)$ in SUSY models see [1, 11].

In the following Section 2 shows the link of Δ to the evidence $p(D)$ in models with theoretical constraints. Numerical results and corresponding plots of Δ are shown in Section 3.

2 Fine tuning, $p(D)$ and the role of theoretical constraints.

Before our numerical analysis, we re-examine the relation between the Bayesian probability of a point in parameter space or the evidence $p(D)$ and the EW scale fine tuning, in models with theoretical constraints. Without loss of generality, we do this for the constrained MSSM (CMSSM). This analysis extends a previous similar study of this problem of [3] (Section 2 in both papers), see also [4]. To place this discussion on quantitative grounds consider the CMSSM scalar potential

$$\begin{aligned} V = & m_1^2 |H_1|^2 + m_2^2 |H_2|^2 - (m_3^2 H_1 \cdot H_2 + h.c.) \\ & + (\lambda_1/2) |H_1|^4 + (\lambda_2/2) |H_2|^4 + \lambda_3 |H_1|^2 |H_2|^2 + \lambda_4 |H_1 \cdot H_2|^2 \\ & + \left[(\lambda_5/2) (H_1 \cdot H_2)^2 + \lambda_6 |H_1|^2 (H_1 \cdot H_2) + \lambda_7 |H_2|^2 (H_1 \cdot H_2) + h.c. \right]. \end{aligned} \quad (3)$$

The couplings λ_j and the soft masses receive one- and two-loop corrections that for the MSSM can be found in [12, 13]. Let us introduce the notation

$$\begin{aligned} m^2 & \equiv m_1^2 \cos^2 \beta + m_2^2 \sin^2 \beta - m_3^2 \sin 2\beta \\ \lambda & \equiv \frac{\lambda_1}{2} \cos^4 \beta + \frac{\lambda_2}{2} \sin^4 \beta + \frac{\lambda_{345}}{4} \sin^2 2\beta + \sin 2\beta (\lambda_6 \cos^2 \beta + \lambda_7 \sin^2 \beta) \end{aligned} \quad (4)$$

where $\lambda_{345} = \lambda_3 + \lambda_4 + \lambda_5$.

When testing a model such as the CMSSM, one imposes two classes of constraints: theoretical and experimental. Let us discuss them. Minimizing this scalar potential leads to two theoretical constraints given below and their solutions for $v, \tan \beta$ are the same as those of the eqs $f_1 = f_2 = 0$ where f_1 and f_2 are introduced for later convenience:

$$\begin{aligned} v^2 + \frac{m^2}{\lambda} = 0, \quad f_1(\gamma_i; v, \beta, y_t, y_b, \dots) & \equiv v - \left(-\frac{m^2}{\lambda} \right)^{1/2}, \quad \gamma_i = \{m_0, m_{1/2}, \mu_0, A_0, B_0\} \\ 2\lambda \frac{\partial m^2}{\partial \beta} - m^2 \frac{\partial \lambda}{\partial \beta} = 0, \quad f_2(\gamma_i; v, \beta, y_t, y_b, \dots) & \equiv \tan \beta - \tan \beta_0(\gamma_i, v, y_t, y_b, \dots), \end{aligned} \quad (5)$$

Here $v = \sqrt{v_1^2 + v_2^2}$ is a combination of vev's of h_1^0, h_2^0 . The order of the arguments of $f_{1,2}$ is relevant later, while the dots denote other parameters (other Yukawa or gauge couplings,...) present at one-loop and beyond, that we ignore in this section only, without loss of generality.

As a result of these two constraints, the EW minimum solutions for v and $\tan \beta$ become functions of the (mass dimension 1) parameters γ_i of the model which for CMSSM are shown

above, in a standard notation. When discussing fine tuning, usually only the first constraint in (5) is considered, although the second is equally important, as our result for $p(D)$ will show. These constraints fixing v , $\tan\beta$ are assumed to be factorized out from the likelihood function $\mathcal{L}(D|\gamma_i)$ and can be imposed by Dirac delta functions of arguments:

$$\delta(f_1(\gamma_i; v, \beta, y_t, y_b)), \quad \delta(f_2(\gamma_i; v, \beta, y_t, y_b)), \quad i = \overline{1, 5}. \quad (6)$$

There is also a second class of constraints, that comes from the experiment, such as the accurate measurement of the masses of the top (m_t), bottom (m_b) and Z boson (m_Z). Given the high accuracy of these measurements, one can assume some Gaussian distributions for the associated priors when evaluating the probability density $\mathcal{P}(\gamma_i|D)$ or the evidence $p(D)$. However, for a more qualitative analysis and to good approximation one can again implement these constraints (likelihood) by Dirac delta functions of suitable arguments

$$\delta(m_t - m_t^0); \quad \delta(m_b - m_b^0); \quad \delta(m_Z - m_Z^0), \quad (7)$$

where m_t^0, m_b^0, m_Z^0 are experimental values. One can consider similar constraints for α_{em} and α_3 gauge couplings but for simplicity we do not do that (their implementation is similar).

When testing the SUSY models with a given set of parameters (such as $\gamma_{1, \dots, 5}$ for CMSSM), one should in principle marginalize (i.e. integrate) the density $\mathcal{P}(\gamma_i|D)$ over the “nuisance” parameters. Examples of these nuisance parameters are those *already present* in the Standard Model. These are the Yukawa couplings y_t, y_b, \dots [3, 6] which were restricted (in the analysis of this section only) to the simpler case of top and bottom Yukawa couplings. Other parameters to integrate over are the dependent parameters: the vev v and $\tan\beta$ which can (in principle) take any value, until fixed by minimization constraints (5), (6), also (7) for v .

To compare two SUSY models, one should compare their evidence $p(D)$ for similar priors and data D . To compute $p(D)$, one integrates over all parameters (of the SM and those mentioned above) and over γ_i as well, with chosen priors $p(\gamma_i)$. For the CMSSM case, after imposing the above constraints with the corresponding priors, one finds

$$\begin{aligned} p(D) &= N \int d\gamma_1 \dots d\gamma_5 p(\gamma_1, \dots, \gamma_5) dy_t dy_b dv d(\tan\beta) p(y_t) p(y_b) \\ &\times \delta(m_Z - m_Z^0) \delta(m_t - m_t^0) \delta(m_b - m_b^0) \\ &\times \delta(f_1(\gamma_i; v, \beta, y_t, y_b)) \delta(f_2(\gamma_i; v, \beta, y_t, y_b)) \mathcal{L}(D|\gamma_{1,2,\dots,5}; \beta, v, y_t, y_b). \end{aligned} \quad (8)$$

where $\mathcal{L}(D|\gamma_i; \beta, v, y_t, y_b, \dots)$ is the likelihood of fitting the given data (D) with a particular set of values γ_i ; $i=1, \dots, 5$, etc; the priors $p(\gamma_1, \dots, \gamma_5)$ and $p(y_{t,b})$ are not known, but logarithmic or flat priors are common choices for individual parameters. Regarding the priors $p(v)$ and $p(\tan\beta)$, these are already included and given by the corresponding Dirac delta’s shown in (6), (7). We integrated over y_t, y_b rather than over the corresponding masses m_t, m_b . This is a possible choice, preferable because the masses are *derived* quantities, see discussion in [3]. Finally, leaving aside the integral over γ_j and $p(\gamma_1, \dots, \gamma_5)$, the above equation simply gives the probability density $\mathcal{P}(\gamma_i|D)$.

The important point about eq.(8) is that now all parameters $\gamma_i, v, \tan \beta, y_t, y_b, \dots$ that we integrated over can be regarded as arbitrary, since the constraints that render them dependent variables are implemented by the Dirac delta functions associated to the theoretical and experimental constraints. \mathcal{L} is a function of the CMSSM parameters, but also of the nuisance parameters $(y_{t,b})$ and $v, \tan \beta$. Finally N is a normalization constant not important below.

To evaluate $p(D)$, one uses $m_Z = g v/2$, $m_t = y_t v \sin \beta/\sqrt{2}$, $m_b = y_b v \cos \beta/\sqrt{2}$ and after performing the integrals over y_t, y_b and v one finds

$$\begin{aligned}
p(D) &= \frac{8N}{g v_0^2} \int d\gamma_1 \dots d\gamma_5 p(\gamma_1, \dots, \gamma_5) d(\tan \beta) p(\tilde{y}_t(\beta)) p(\tilde{y}_b(\beta)) \csc(2\beta) \\
&\times \delta[f_1(\gamma_i; \beta, v_0, \tilde{y}_t(\beta), \tilde{y}_b(\beta))] \delta[f_2(\gamma_i; \beta, v_0, \tilde{y}_t(\beta), \tilde{y}_b(\beta))] \\
&\times \mathcal{L}(D|\gamma_i; \beta, v_0, \tilde{y}_t(\beta), \tilde{y}_b(\beta)), \tag{9}
\end{aligned}$$

with $g^2 = g_1^2 + g_2^2$ where g_1 (g_2) is the gauge couplings of U(1) (SU(2)) and

$$v_0 \equiv 2m_Z^0/g = 246\text{GeV}, \quad \tilde{y}_t(\beta) \equiv \sqrt{2} m_t^0/(v_0 \sin \beta), \quad \tilde{y}_b(\beta) \equiv \sqrt{2} m_b^0/(v_0 \cos \beta). \tag{10}$$

Integrating over³ β :

$$\begin{aligned}
p(D) &= \frac{8N}{g v_0^2} \int d\gamma_1 \dots d\gamma_5 p(\gamma_1, \dots, \gamma_5) \left\{ p(\tilde{y}_t(\beta)) p(\tilde{y}_b(\beta)) \csc(2\beta) [(f_2)'_\beta]^{-1} \right. \\
&\times \left. \delta[f_1(\gamma_i; \beta, v_0, \tilde{y}_t(\beta), \tilde{y}_b(\beta))] \mathcal{L}(D|\gamma_i; \beta, v_0, \tilde{y}_t(\beta), \tilde{y}_b(\beta)) \right\}_{\beta=\beta_0(\gamma_i)} \\
&= \frac{4N}{g v_0^4} \int_{\mathcal{M}} dS_\gamma \gamma_1 \dots \gamma_5 p(\gamma_1, \dots, \gamma_5) \left\{ p(\tilde{y}_t(\beta)) p(\tilde{y}_b(\beta)) \csc(2\beta) \right. \\
&\times \left. [(f_2)'_\beta |\nabla_{\gamma_i} \ln \tilde{v}(\gamma_i; \beta_0(\gamma_i))|]^{-1} \mathcal{L}(D|\gamma_i; \beta, v_0, \tilde{y}_t(\beta), \tilde{y}_b(\beta)) \right\}_{\beta=\beta_0(\gamma_i)}. \tag{11}
\end{aligned}$$

Above $(f_2)'_\beta$ denotes the partial derivative wrt the variable $\tan \beta$ of the function f_2 of arguments: $f_2(\gamma_i; \beta, v_0, \tilde{y}_t(\beta), \tilde{y}_b(\beta))$, where (10) is used. The curly bracket is evaluated at the unique root $\beta = \beta_0(\gamma_i)$ of the second minimum condition in (5) of the scalar potential: $f_2 = 0$. Through this condition, β becomes a function of the independent parameters γ_i , as usual (one can eventually trade β_0 for B_0 , as often done, but we do not do this here). In the last step we converted the integral into a surface integral⁴ where \mathcal{M} is the surface defined by the equation $f_1 = 0$ while dS_γ is the surface element in the parameter space $\{\ln \gamma_i\}$. Recall that $f_1 = 0$ is one minimum condition which together with the second one $\beta = \beta_0(\gamma_i)$ (or $f_2 = 0$) control the value of $p(D)$. A notation was used $\nabla_{\gamma_i} f_1(\gamma_i; \beta, v_0, \tilde{y}_t(\beta), \tilde{y}_b(\beta)) = \nabla_{\gamma_i} \tilde{v}(\gamma_i; \beta_0(\gamma_i))$ where $\tilde{v} \equiv -m^2/\lambda$ has the arguments shown and ∇_{γ_i} is the gradient in coordinate space $\{\ln \gamma_i\}$.

³We use $\delta(g(x)) = \delta(x - x_0)/|g'|_{x=x_0}$ with g' the derivative wrt x evaluated in x_0 ; x_0 is the unique root of $g(x_0) = 0$; we apply this to a function $g(\beta) = f_2(\gamma_i; \beta, v_0, \tilde{y}_t(\beta), \tilde{y}_b(\beta))$ for $x \equiv \tan \beta$ with the root $\beta_0 = \beta_0(\gamma_i)$.

⁴One uses $\int_{R^n} f(z_1, \dots, z_n) \delta(g(z_1, \dots, z_n)) dz_1 \dots dz_n = \int_{S_{n-1}} f(z_1, \dots, z_n) dS_{n-1} 1/|\nabla_{z_i} g|$ with $z_i \rightarrow \ln \gamma_i$ where S_{n-1} is defined by $g = 0$ and ∇ is in basis $z_i = \ln \gamma_i$. Another form of (11) is found by replacing dS, ∇ by their values in $\{\gamma_i\}$ space (instead of $\{\ln \gamma_i\}$) and removing the product $\gamma_1 \dots \gamma_5$ in integral (11).

The important result is that $p(D)$ contains a suppression factor $1/\tilde{\Delta}_q$ where we denoted

$$\begin{aligned}\tilde{\Delta}_q(\gamma_i) &\equiv [(f_2)'_\beta]_{\beta=\beta_0(\gamma_i)} |\nabla_{\gamma_i} \ln \tilde{v}(\gamma_i; \beta_0(\gamma_i))| = \Delta_q \\ \Rightarrow p(D) &\sim \int dS_\gamma \frac{1}{\Delta_q} \mathcal{L} \times (\text{priors}),\end{aligned}\quad (12)$$

with

$$\Delta_q = \left(\sum_{j=1}^5 \Delta_{\gamma_j}^2 \right)^{1/2}, \quad \Delta_{\gamma_j} = \frac{\partial \ln \tilde{v}(\gamma_k; \beta_0(\gamma_k))}{\partial \ln \gamma_j}; \quad \gamma_j \equiv m_0, m_{1/2}, \mu_0, A_0, B_0. \quad (13)$$

Note that $\tilde{\Delta}_q(\gamma_i)$ contains a derivative of $\tilde{v} \sim f_1$ evaluated at $\beta = \beta_0(\gamma_i)$, so it encodes the effects of variations about the ground state of both minimum conditions (5), see the two Dirac δ 's in (9). A good stability of these conditions under such (quantum) variations requires small $\tilde{\Delta}_q$. Interestingly we also notice that $\tilde{\Delta}_q(\gamma_i) = \Delta_q$ so Δ_q is preferred by the calculation of the Bayesian evidence $p(D)$. The points $\{\gamma_i\}$ of smaller Δ_q , give larger contribution to $p(D)$, but this also depends on \mathcal{L} or priors. We can say that $1/\Delta_q$ is an extra effective prior, emerging when marginalizing over parameters, subject to the theoretical constraints. With $p(D) \sim 1/\Delta_q$, points of large Δ_q pay the fine-tuning cost and so have a small impact on $p(D)$. The latter is then used to decide which of two models is more probable.

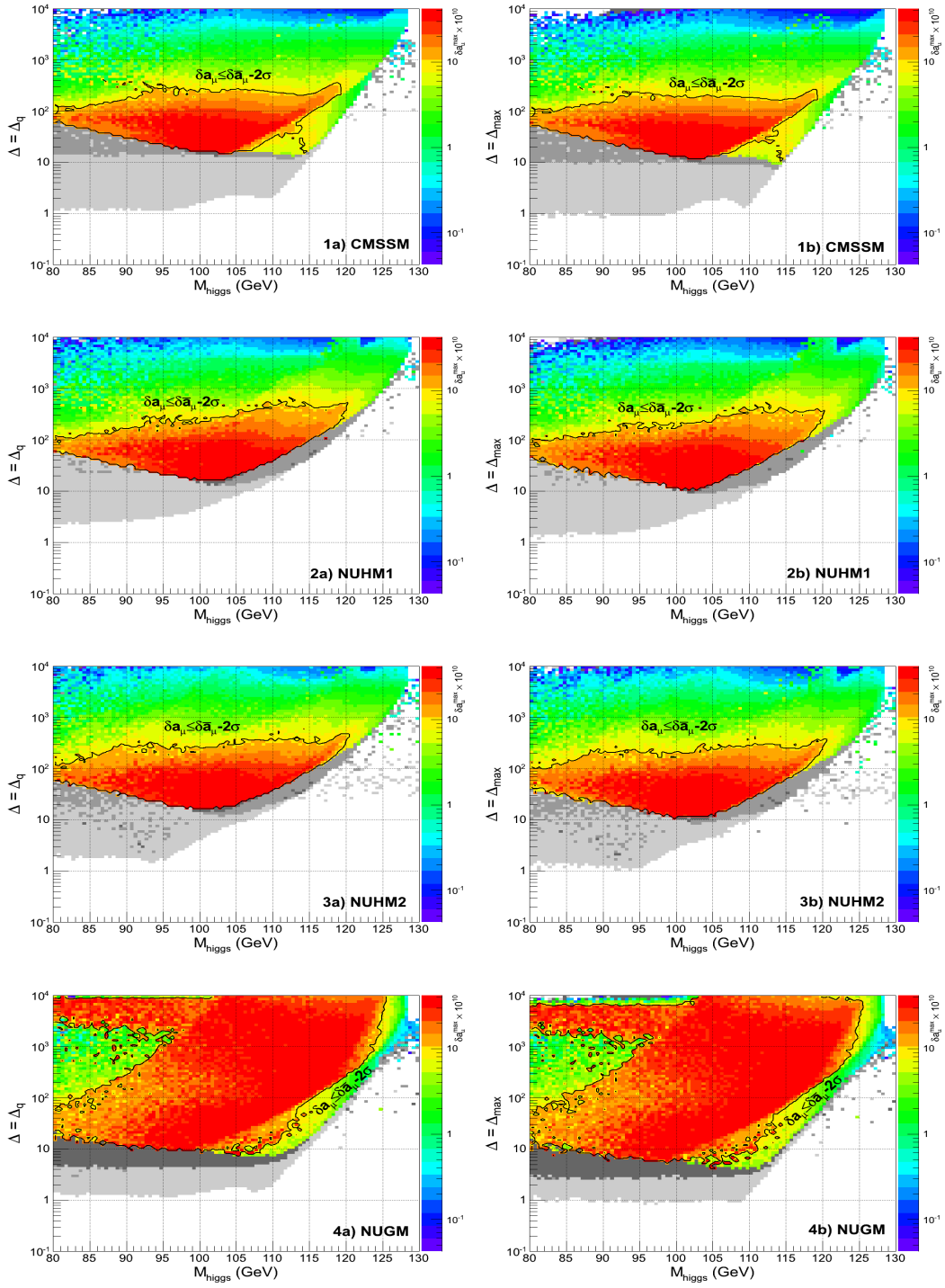
For further illustration, assume log priors for Yukawa couplings $p(y_{t(b)}) = 1/y_{t(b)}$ and for SUSY parameters $\{\gamma_i\}$, using $p(\gamma_1 \dots \gamma_5) = p(\gamma_1) \dots p(\gamma_5)$ and with $p(\gamma_i) = 1/\gamma_i$. Then

$$p(D) = \frac{N}{2v_0 m_Z^0 m_b^0 m_t^0} \int_{\mathcal{M}} dS_\gamma \frac{1}{\Delta_q(\gamma_i)} \mathcal{L}(D|\gamma_i; \beta, v_0, \tilde{y}_t(\beta), \tilde{y}_b(\beta)) \Big|_{\beta=\beta_0(\gamma_i)}. \quad (14)$$

To conclude, $1/\Delta_q$ is an extra *effective* prior $\tilde{p}_{eff}(\gamma_i)$ of the model and Δ_q emerges as a measure of fine tuning. In the general case $\tilde{p}_{eff}(\gamma_i)$ can be read from (11), (12) and the link between Δ_q and the Bayesian evidence $p(D)$ is clear. Numerical studies of $p(D)$ or $\mathcal{L}(D|\gamma_i)$ should then include such effect due to the two theoretical constraints. To our knowledge this effect was so far overlooked in such studies.

Note that Δ_q that emerges in eqs.(12), (14), does not contain partial derivatives wrt Yukawa couplings. This is because these are nuisance (SM-like) parameters that were integrated out, so are included as a global effect. Also, such parameters are not part of the *new* ones (γ_i) that SUSY introduces, so it is no surprise that they are not explicitly manifest in $p(D)$ or in the denominator under integrals (12), (14).

These above results bring technical support to a physical meaning of the fine tuning. They show that it is desirable to have a smaller Δ , as also expected from physical considerations. Again, one should remember that this may not always be the region from where $p(D)$ receives the largest contributions, as this depends also on the priors, the integral(s) or their measure. Note also that changing the priors of the nuisance parameters or the measure can give different values for Bayesian $p(D)$ although with enough data D one expects this dependence to become weaker. With this technical motivation for the fine tuning measures and their relation to $p(D)$, $\mathcal{L}(D|\gamma_i)$ below we study the values of Δ_q , Δ_{max} for many SUSY models.



Figures 1 to 4: Δ_q , Δ_{max} versus M_{higgs} ; lightest grey (0) area: excluded by SUSY mass bounds; darker grey (1): excluded by $b \rightarrow s\gamma$, $B \rightarrow \mu^+\mu^-$, $\delta\rho$; dark grey (2): excluded by condition $\delta a_\mu \geq 0$. Coloured area: allowed by data and $\delta a_\mu \leq (25.5 + 2 \times 8)10^{-10}$; δa_μ^{max} is shown colour encoded. Area outside contour: $\delta a_\mu^{max} \leq (25.5 - 2 \times 8)10^{-10}$ (2σ). Red area (inside): *largest* δa_μ is within 2σ of δa_μ^{exp} .

3 Numerical results for Δ in generic supersymmetric models.

We present our numerical results for Δ_q and Δ_{max} in a comparative analysis for generic models used for SUSY searches at the LHC. We scan the entire parameter space $\{\gamma_i\}$ of the models, consistent with the theoretical constraints, using a two-loop leading-log analysis. Δ_q and Δ_{max} are presented as functions of physical scales (mass of higgs, stop, gluino, SUSY scale $m_{susy} = (m_{\tilde{t}_1} m_{\tilde{t}_2})^{1/2}$) with constraints (muon magnetic momentum δa_μ , dark matter abundance Ωh^2). The models considered are:

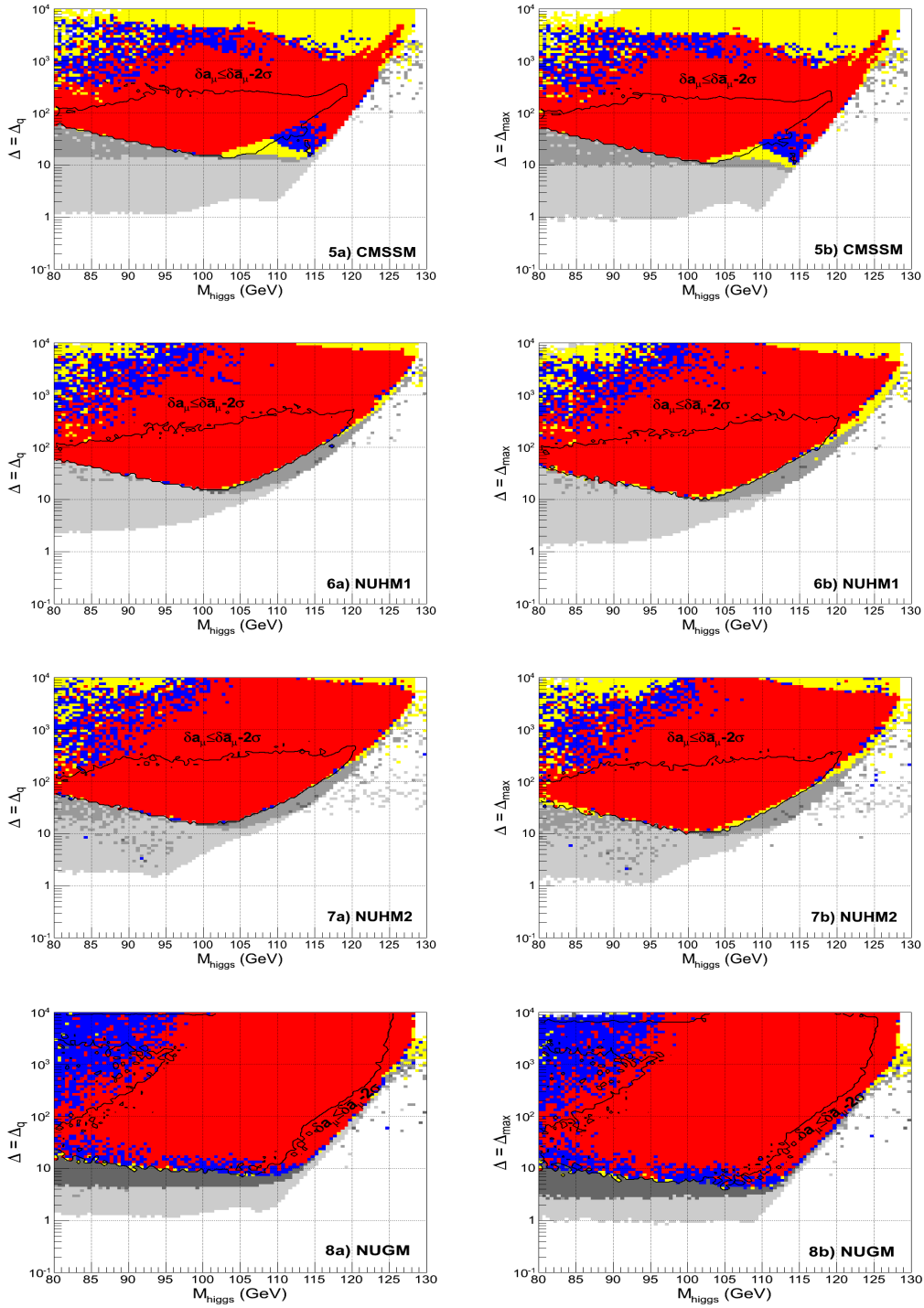
- the CMSSM model, of parameters $\gamma_j \equiv \{m_0, m_{1/2}, \mu_0, A_0, B_0\}$. Then Δ_q is that shown in (1) and (13), evaluated at the two-loop leading log level. See [5] for a recent study, whose results were recovered by this work.
- the NUHM1 model: this is a CMSSM-like model but with Higgs masses in the ultraviolet (uv) different from m_0 , $m_{h_1}^{uv} = m_{h_2}^{uv} \neq m_0$, with parameters $\gamma_j \equiv \{m_0, m_{1/2}, \mu_0, A_0, B_0, m_{h_1}^{uv}\}$. Then Δ_q is as in (13) with summation over this set.
- the NUHM2 model: this is a CMSSM-like model with non-universal Higgs mass, $m_{h_1}^{uv} \neq m_{h_2}^{uv} \neq m_0$, with independent parameters $\gamma_j \equiv \{m_0, m_{1/2}, \mu_0, A_0, B_0, m_{h_1}^{uv}, m_{h_2}^{uv}\}$. Then Δ_q is that of (13) with summation over this set.
- the NUGM model: this is a CMSSM-like model with non-universal gaugino masses m_{λ_i} , $i = 1, 2, 3$, with $\gamma_j = \{m_0, \mu_0, A_0, B_0, m_{\lambda_1}, m_{\lambda_2}, m_{\lambda_3}\}$. Then Δ_q is given by (13) with the sum over this set.
- the NUGMd model: this is a special case of NUGM-like model with a relation among the gaugino masses m_{λ_i} , $i = 1, 2, 3$, of the type $m_{\lambda_i} = \eta_i m_{1/2}$, where $\eta_{1,2,3}$ take only *discrete*, fixed values. Such relations can exist due to some GUT symmetries, like SU(5), SO(10), etc. The particular relation we consider is a benchmark point of [8] with $m_{\lambda_3} = (1/3)m_{1/2}$, $m_{\lambda_1} = (-5/3)m_{1/2}$, $m_{\lambda_2} = m_{1/2}$, corresponding to a particular GUT (SU(5)) model, see Table 2 in [8]. As a result, Δ_q is that of (13) with $\gamma_j = \{m_0, m_{1/2}, A_0, B_0, \mu_0\}$.

In all models we also evaluate the alternative definition of Δ given by

$$\Delta_{max} = \max |\Delta_\gamma|, \quad \gamma: \text{parameters of mass dimension 1.} \quad (15)$$

and where the set γ_j is listed above for each model.

Before presenting our results let us describe the method used. The scan over the full phase space of each model was done using Pythia 8 [14] random number generator. The public code micrOMEGAs 2.4.5 [15] and SoftSusy 3.2.4 code [16] were then used, with the latter adapted to compute for all models the fine tuning of the electroweak scale at the two-loop leading log level (instead of its default, one-loop calculation). This includes two-loop tadpoles to the two electroweak minimum conditions. The data output was then filtered by the experimental constraints. The run time to generate the phase space points of the five models was about 15000 one-day jobs on the CERN computing service, and each plot was generated from $\approx 4 \times 10^7$ points in a random scan of the parameter space (for alternative and recent data analysis see [17]).



Figures 5 to 8: Δ_q , Δ_{max} versus M_{higgs} : Various grey areas and δa_μ values: as for Figures 1 to 4. Colored areas: allowed by data other than δa_μ . Blue area: $\Omega h^2 \leq 0.1099 - 3 \times 0.0062$. Red area $0.1099 - 3 \times 0.0062 \leq \Omega h^2 \leq 0.1099 + 3 \times 0.0062$ (3σ saturation). Yellow: $\Omega h^2 \geq 0.1099 + 3 \times 0.0062$.

Experimental constraints	Values used
SUSY particle masses	Routine in micrOmegas 2.4.5, “MSSM/masslim.c”
Muon magnetic moment	$\delta a_\mu = (25.5 \pm 2 \times 8) \times 10^{-10}$ at 2σ [18].
$b \rightarrow s \gamma$ process	$3.03 < 10^4 \text{ Br}(b \rightarrow s\gamma) < 4.07$ at 2σ [19].
$B_s \rightarrow \mu^+ \mu^-$ process	$\text{Br}(B_s \rightarrow \mu^+ \mu^-) < 1.08 \times 10^{-8}$ at 2σ [20].
ρ -parameter	$-0.0007 < \delta\rho < 0.0033$ at 2σ [21].
Dark matter relic density	$\Omega h^2 = 0.1099 \pm 3 \times 0.0062$ at 3σ [22].

Table 1: Experimental data constraints. δa_μ includes the theoretical error and is not imposed on the data, but its values are shown as a contour plot (at 2σ) or colour encoded from which larger deviations can be read (3σ). For the other processes in the table, only the experimental error is considered, and the details of their theoretical calculation are provided by micrOMEGAs 2.4.5 [15], see also its manual for v.2.4 available at <http://lapth.in2p3.fr/micromegas/>. The central values for $m_{top} = 173.1$ GeV and $\alpha_3(m_Z^0) = 0.1184$ [21] were used as inputs in SOFTSUSY. Note that a combined 1σ increase of top mass and 1σ decrease of $\alpha_3(m_Z^0)$ can decrease Δ_{max} by a factor as large as 2 (best case scenario), see later.

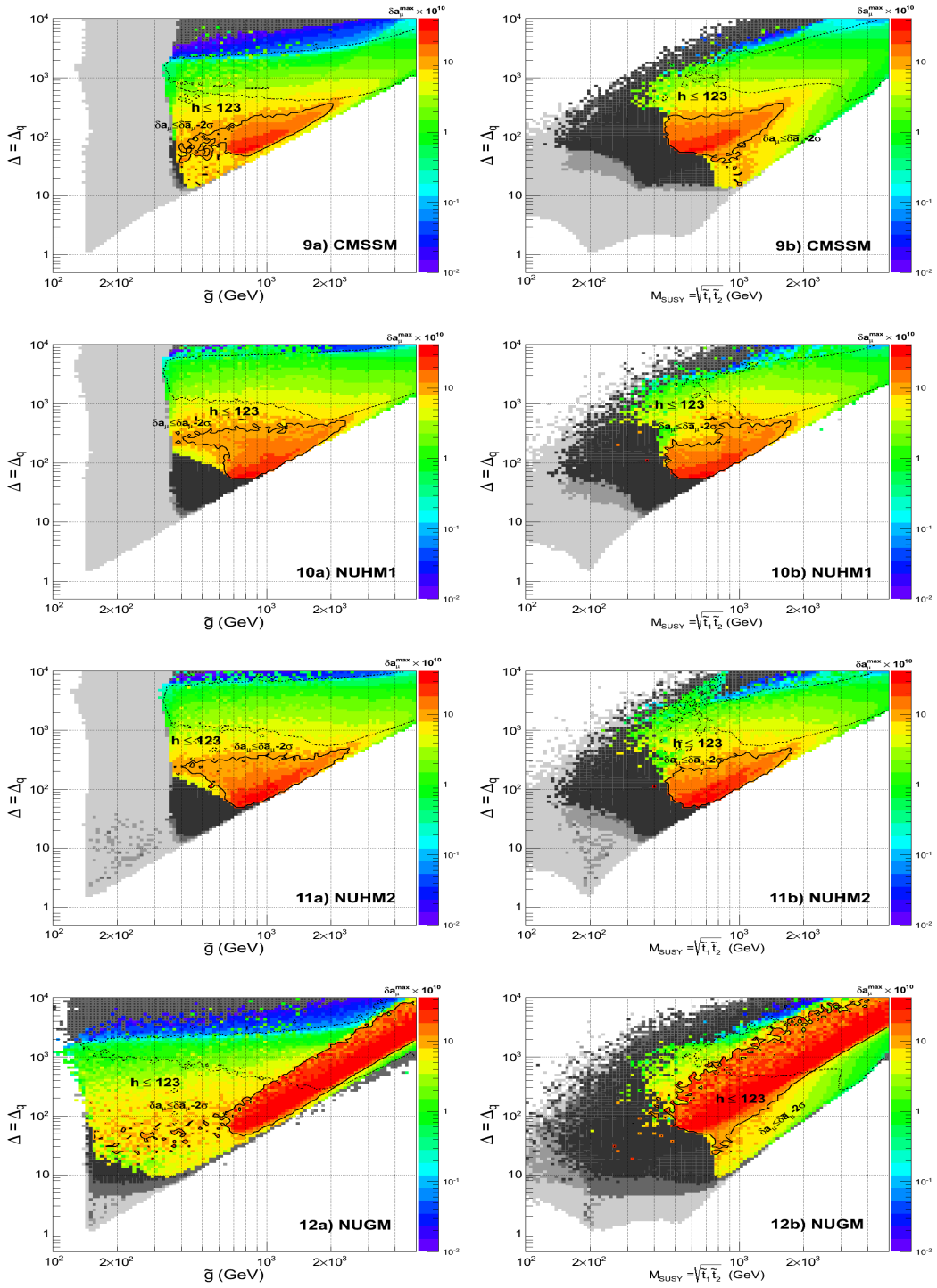
Our results⁵ shown in the plots allow the reader to set his own constraints on physical scales such as the higgs mass, gluino, stop mass or SUSY scale m_{susy} , δa_μ or dark matter abundance and infer from that the amount of fine tuning. Note also that the LEP2 bound on M_{higgs} is never imposed on our figures, and we let the reader to do this, in the light of future LHC results⁶. This has the great advantage that the impact of future bounds from LHC on these physical scales can very easily be seen on the plots, without the need to re-do the whole analysis. Space constraints do not allow us to also present a description of the allowed parameter space $\{\gamma_i\} = \{A_0, B_0, etc..\}$ used in these plots, due to complicated correlations among these, that can only be presented as more additional figures, that we postpone to a future work. Finally, the parameter space ($\{\gamma_i\}$) that we scanned over was: $A_0 \in [-7, 7]$ TeV, $m_0 \in [0.05, 5]$ TeV, $m_{1/2} \in [0.05, 5]$ TeV and also $2 \leq \tan \beta \leq 62$. All plots are marginalized over $\tan \beta$ and $\{\gamma_i\}$.

3.1 Δ versus M_{higgs} and the values of δa_μ .

In figs. 1 to 4 a), b) and 17 a), b), we show the plots for Δ_q and Δ_{max} as functions of the mass of the lightest Higgs boson M_{higgs} , for all models: CMSSM, NUHM1, NUHM2, NUGM, NUGMd. The impact of δa_μ constraint is also shown with a contour line displaying an island of its *largest* values, within 2σ of δa_μ^{exp} . For other values (3σ deviations, etc), the *largest* δa_μ is also shown colour encoded, see the scale on the right side of the plots. The lightest grey (level 0) areas in these plots are excluded by the lower bounds on the spartners masses obtained from negative SUSY searches. The darker grey (level 1) areas are excluded by $B_s \rightarrow \mu^+ \mu^-$,

⁵ After this work was completed, an updated bound on $B_s \rightarrow \mu^+ \mu^-$ was published [23]. We checked that our fine tuning estimates are unchanged, for a higgs mass in the now preferred region of 122 GeV to 128 GeV.

⁶ Note that a flat bound like LEP2 bound on M_{higgs} should be used with care since it applies only to SM.



Figures 9 to 12: Δ_q versus gluino (left) and SUSY scale (right) for various models; $M_{higgs} < 123$ GeV in area below the dotted line; similar plots exist for Δ_{max} ; various grey areas as in Figures 1 to 4, forbidden by data. Black area: $M_{higgs} < 111.4$ or $M_{higgs} \geq 130$ GeV. Outside the red area: $\delta a_\mu^{max} \leq (25 - 2 \times 8)10^{-10}$; inside this area δa_μ^{max} is within 2σ of δa_μ^{exp} . See also caption of Figs 1-4.

$b \rightarrow s\gamma$ and $\delta\rho$ constraints. The dark grey area (level 2) that we also show, visible only for NUGM model corresponds to $\delta a_\mu < 0$ and has $(m_{\lambda_2\mu}) < 0$ and is present at $M_{higgs} \leq 115$ GeV. This region is excluded by demanding $\delta a_\mu > 0$, $((m_{\lambda_2\mu}) > 0)$, preferred by δa_μ^{exp} data.

As it is shown in these figures, the LEP2 bound (114.4 GeV) [24] on the higgs mass was not imposed. Note however that above this value both Δ 's are largely independent of the experimental data (ignoring δa_μ) for all models other than NUHM1, NUHM2; these still have some dependence on data (the small grey area). This is interesting and suggests that the range of values of Δ_q , Δ_{max} can be fixed mainly by theory and the higgs mass bound, with little or no impact from other data.

As it is seen from these results, the differences between Δ_q and Δ_{max} are practically negligible. For a given model and a fixed Higgs mass, there is a relative factor between 1 and 2 and which can be safely ignored⁷. There is also very similar behavior i.e. various contour lines such as that of maximal δa_μ are nearly identical for both Δ_q , Δ_{max} . This is interesting and shows that one can use either definition for fine tuning to obtain a rather similar result.

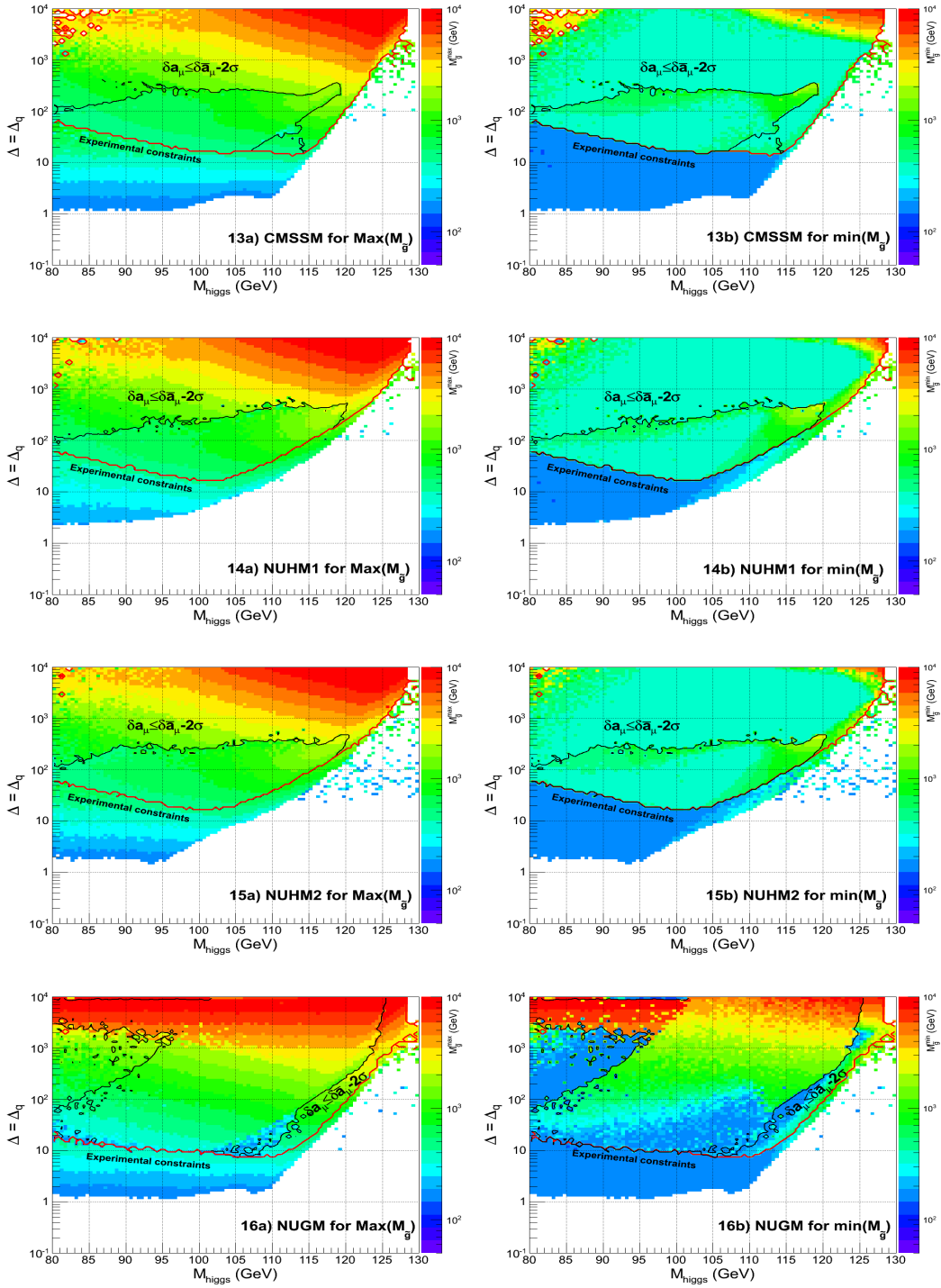
In the CMSSM the minimal value of Δ_q and Δ_{max} is situated for higgs mass near the LEP2 value as also discussed in [5]. This means that to respect the LEP2 bound on the Higgs mass there is no fine tuning cost due to quantum corrections. This corrects common but wrong opposite claims in the literature. Further, if one accepted the principle that Δ of a model should actually be minimized, then one immediately has a CMSSM prediction for $M_{higgs} \approx 115 \pm 3$ GeV without using experimental constraints (ignoring here δa_μ), for details see [5]⁸. In models other than CMSSM and after imposing the LEP2 bound, the fine tuning is again smallest near this scale. For M_{higgs} near 115 GeV, $\Delta_q \approx \Delta_{max} \approx 10$ to 100, depending on the model. Above this mass value, both Δ_q , Δ_{max} grow very fast (\approx exponentially), due to the quantum corrections to the Higgs mass (which are logarithmic in m_{susy}). As a result, for the currently interesting region discussed by CMS and Atlas experiments [9, 10], of $123 \leq m_h \leq 127$ GeV, there is significant amount of fine tuning required, $\Delta_q \approx \Delta_{max} \approx 200$ to 2000; for $M_{higgs} = 125$ GeV, $\Delta_q \approx \Delta_{max} \approx 500$ to 1000, depending on the model. From these results one could say that NUGM is preferable also because it could more easily comply with δa_μ^{exp} (2σ). Finally, let us mention that a combined 1σ increase of m_{top} and 1σ reduction of $\alpha_3(m_Z^0)$ can reduce (best case scenario) the fine tuning for a fixed higgs mass by a factor near ≈ 2 or so for the CMSSM [5], with similar effect expected for other models.

3.2 Δ versus M_{higgs} and dark matter relic density.

Let us now discuss the results of figures 5-8 a), b) and 18 a), b). These present the impact of the dark matter relic density constraint. Again, no significant difference between Δ_q and Δ_{max} is observed for the models considered. The meaning of light and dark grey areas is the same as in the previous figures. In blue we show points that are consistent with dark matter relic density within 3σ , i.e. these points have $\Omega h^2 < 0.1099 - 3 \times 0.0062$. The red points saturate the relic density within 3σ deviation from the central value. Finally, yellow

⁷ In general no individual Δ_{γ_i} dominates clearly for all higgs masses, see fig.2 in [5] for the CMSSM.

⁸There is a $\pm(2\text{ to }3)$ GeV theoretical uncertainty from the various public codes [16, 25, 26].



Figures 13 to 16: Δ_q versus M_{higgs} with *largest* (left plots) and *lowest* (right plots) gluino mass; For given Δ_q , M_{higgs} one infers the gluino mass range. Area allowed by data (except δa_μ) as shown above the continuous line, see also Figures 1-4. Values as large as $\delta a_\mu \leq (25 - 2 \times 8) 10^{-10}$ are outside the closed contour; inside the contour: *largest* δa_μ is within 2σ of δa_μ^{exp} and the gluino mass satisfies it.

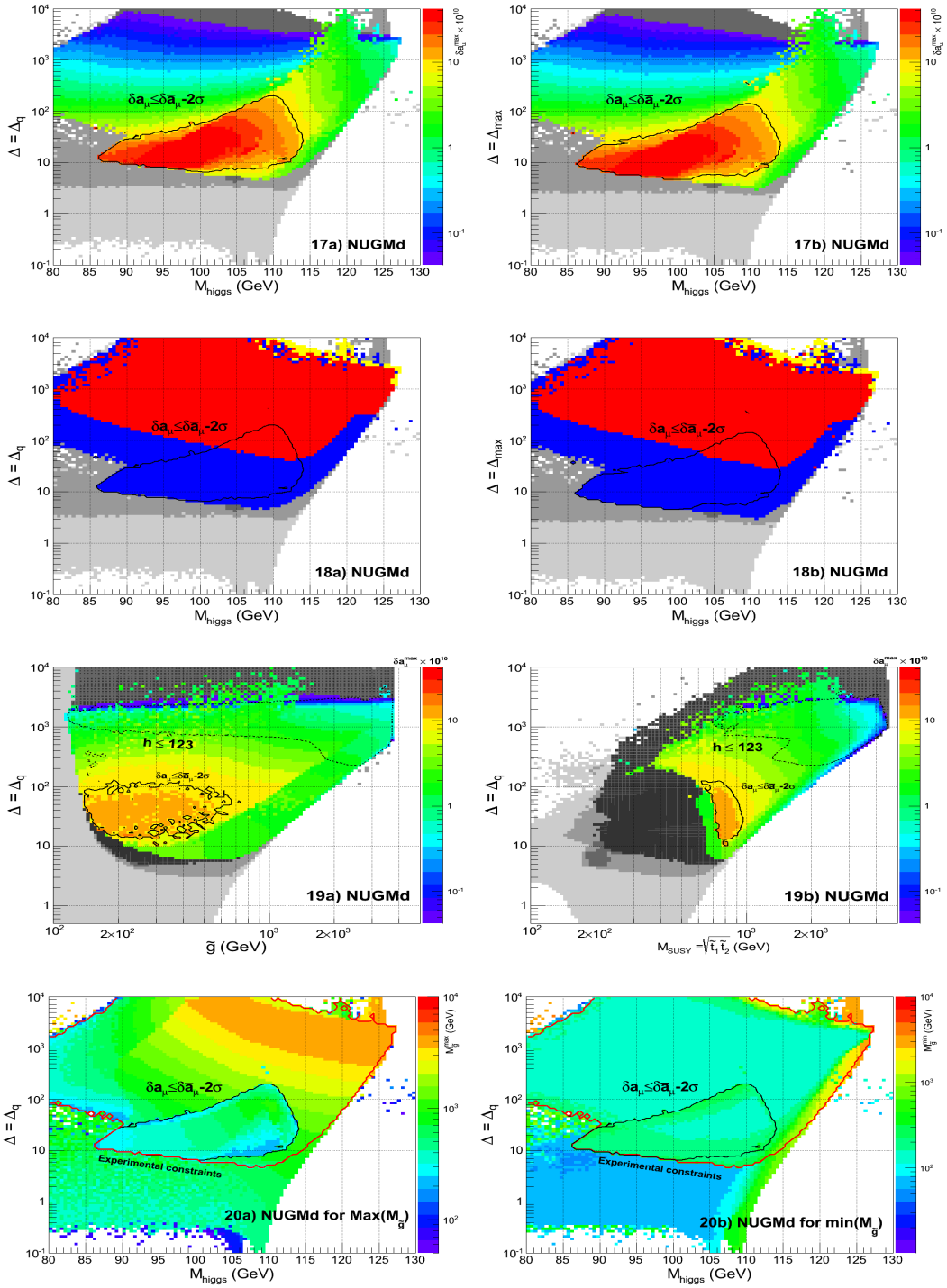
points correspond to a relic density larger than that of the red points. Notice that with the exception of the CMSSM case at $M_{higgs} \approx 115$ GeV region, for a higgs mass above this value one can easily saturate the relic density. This is true in particular for points near the 125 GeV region, although in CMSSM this may become more problematic (too large Ωh^2).

The contour area of maximal values of δa_μ already shown in previous figures 1-4, 17 is also presented. However, it should be stressed that points inside this contour area that have the dark matter abundance as shown (in blue, red or yellow) *are not necessarily the same points* that also have the largest δa_μ within 2σ of δa_μ^{exp} ! (these are different projections on the 2D plane shown). However points that satisfy a relic density constraint *and* also have the largest δa_μ within 2σ of experimental value do fall within a smaller area inside the contour shown. Of all models, NUGM could both saturate the relic density and fall within the δa_μ contour line, for large range of higgs mass, although the fine tuning cost grows exponentially with M_{higgs} . Figures 5a), b) and 8 a), b) show again that CMSSM and NUGM are the least sensitive models to any experimental constraints other than δa_μ , for M_{higgs} larger than ≈ 115 GeV (negligible grey areas). Finally, since Δ_q , Δ_{max} are so similar, below we shall present only results for Δ_q .

3.3 Δ versus M_{gluino} and Δ versus m_{susy} .

So far we investigated the fine tuning as a function of the higgs mass. However, it is useful to present its dependence on other particles masses, and we do this for the gluino and the SUSY scale m_{susy} . This is useful since LHC searches for gluino or other SUSY partners can have a strong impact on fine tuning. This is seen in figures 9-12 a), b), and figures 19 a), b), where we show the dependence of Δ_q on the gluino mass (figures a)) and on m_{susy} (figures b)) for all models. The light and dark grey areas have the same meaning as before, while the areas in black are ruled out by the higgs mass constraint $111.4 \leq M_{higgs} \leq 130$ GeV that we imposed (this allows 2-3 GeV uncertainty for M_{higgs} at two-loop leading log level [16, 25, 26]). Contour (dotted) lines of a *maximal* value of 123 GeV of M_{higgs} are displayed for all models: the points below this line respect this bound while those above can have larger values. The advantage of these plots is that if future data rules out $M_{higgs} < 123$ GeV, the whole region below (outside) the dotted line (contour) will be removed from the plots, to leave a small, restrictive region.

δa_μ is also shown in colour encoded areas, with a red island area showing the largest possible value with δa_μ^{max} within 2σ of the experimental central value. Note again that the δa_μ contour and the dotted line of upper bounds on higgs mass are different projections on the 2D plane of the figures. That means that points that have largest δa_μ within 2σ of δa_μ^{exp} are not necessarily the same points that *simultaneously* have M_{higgs} as large as 123 GeV. The impact of future gluino mass or m_{susy} bounds from the LHC can easily be seen on these plots, together with the associated fine tuning cost. The models NUGM and NUGMd relax the lowest bound on the gluino mass due to their non-universal gaugino masses.



Figures 17-20: The benchmark NUGM model: the description of the plots is identical to that in Figs. 1-17, but applied to NUGM model, as follows: Figs 17 a), b) - as for figure 1 a), b). Figs 18 a), b) - as for figure 2 a), b). Figs 19 a), b) - as for figure 3 a), b). Figs 20 a), b) - as for figure 4 a), b).

3.4 Δ versus M_{higgs} and the gluino mass range.

A complementary presentation of the results of figures 1-4 a), 17 a) and figures 9-12 a), 19 a), b) is that of figures 13-16 a), b) and 20 a), b). In these Δ_q is presented again as a function of the higgs mass, but with the gluino mass as a parameter, with its *largest* value in plots a) and *lowest* possible value in plots b), see the colour encoded scale. In this way one has a clear picture of the whole range of allowed values of gluino mass for a given Δ and higgs mass. Intermediate values of gluino mass are colour encoded. For the large M_{higgs} , above 125 GeV the gluino mass tends to be larger (above 1 TeV), and within a narrow range, with increasing fine tuning cost. The range of values of gluino is rather similar in CMSSM, NUGM or in NUHM1, NUHM2.

One important remark about the contour of largest δa_μ shown: the gluino mass range shown inside this contour respects all experimental constraints, *including* the constraint of δa_μ (within 2σ)! If this constraint is lifted, the range of gluino mass, for a fixed higgs mass and fine tuning, would be larger. This also explains the sudden change of colour/spectra of gluino masses around the contour line of δa_μ as compared to region immediately outside the contour.

3.5 Stop versus gluino mass, with the largest M_{higgs} and minimal Δ .

For a future comparison with results from LHC searches for new physics, we also present in figures 21, the dependence stop versus gluino mass and with the *largest* value of Higgs mass that is possible with the former two fixed. The *minimal* fine tuning cost that comes with this is also shown in the corresponding areas (bordered by red contour lines), while the largest M_{higgs} allowed is colour encoded, see the scale on the right side of the plots. The latest bounds on the gluino and stop masses can be translated into (upper) bounds for the higgs mass. Currently, stop-gluino exclusion plots from the LHC exist only for simple models that cannot be used for comparison [27], see the first plot in figure 21. Eventually, at very large gluino and stop masses the (minimal) fine tuning cost becomes too large and the models may be considered unrealistic. It can be seen from these plots how the lowest allowed fine tuning increases as the higgs mass goes towards its upper limit. If one rules out values of fine tuning of say $\Delta_q \geq 100$ one immediately removes the area outside the contour line that borders this region, to leave a significantly smaller area of correlation stop-gluino-higgs mass.

While the CMSSM, NUHM1, NUHM2 are more restricted by superpartners masses (excluded light grey areas), in the case of the NUGM and NUGMd, not surprisingly, the impact of the spartners mass bounds is small (since the universality condition was relaxed). Again, the NUGM model is less restricted, allowing a large higgs mass (125-128 GeV), with a stop as light as 400 – 500 GeV and gluino mass between 2 – 3 TeV.

4 Final remarks and conclusions

Low energy (TeV scale) supersymmetry is thought to solve the hierarchy problem without undue amount of fine tuning (Δ). However there are different opinions on what the best

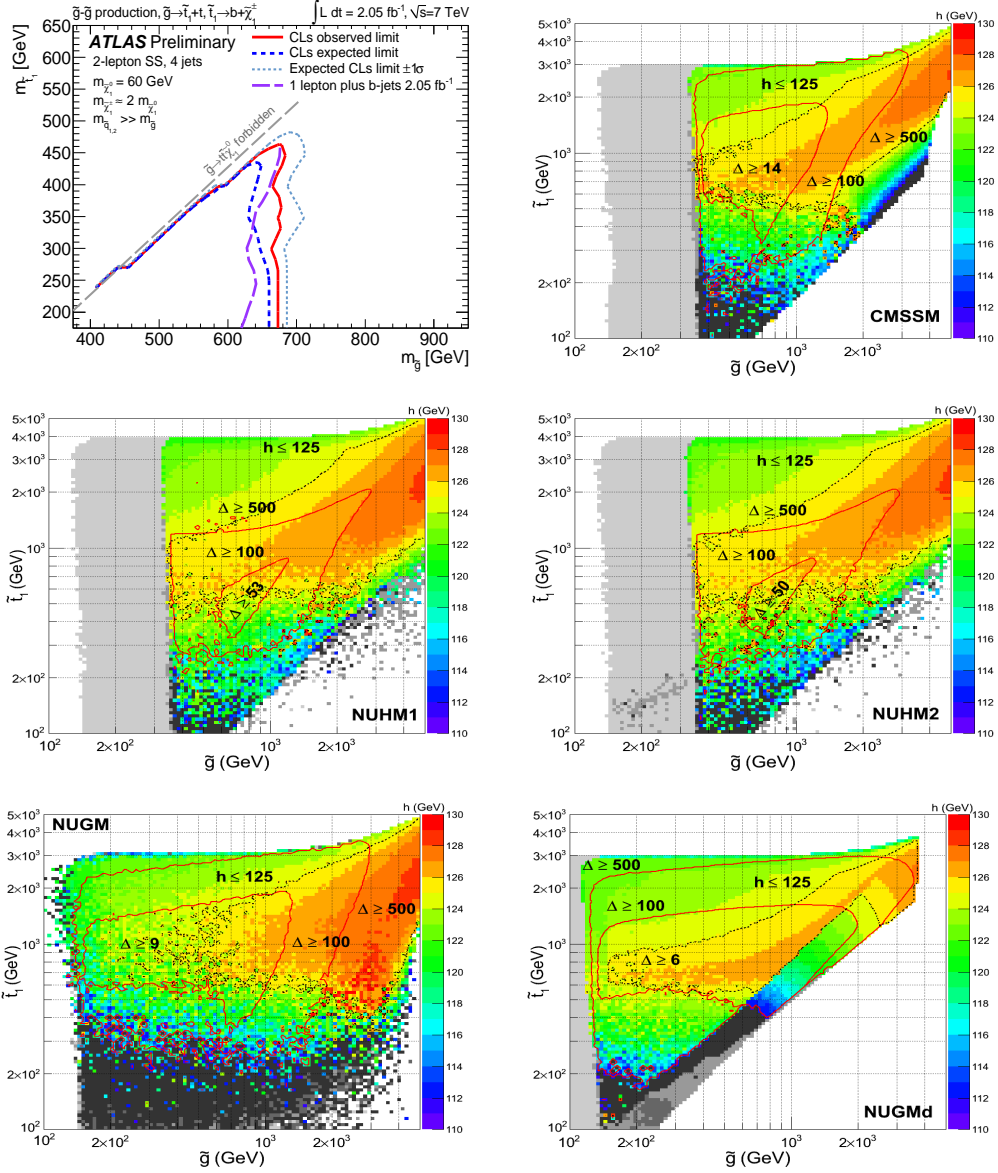


Figure 21: Top left plot: Atlas stop-gluino exclusion limits in a simple supersymmetric model [27]. Rest of the plots: The dependence stop vs gluino mass in CMSSM, NUHM1, NUHM2, NUGM, NUGMd models, in this order. We present the *lowest* value of Δ_q in the areas where it is shown, bounded by red contour lines and with no upper bound. Areas of *largest* Higgs mass are also shown, colour encoded, see the scale on the right side (minimal value: 111.4 GeV). One can easily see the *largest* higgs mass and the *minimal* fine tuning cost, for given gluino and stop masses. Grey area is excluded by SUSY mass bounds. Black area is excluded by imposing the constraint $M_{higgs} \geq 111.4$ GeV and $M_{higgs} \leq 130$ GeV. This dependence can eventually be compared with similar future plots from CMS/ATLAS searches.

definition for Δ is, or what upper value is allowed for it while still claiming a SUSY solution to this problem. To avoid a subjective choice on these two issues, we performed a study of Δ using two common definitions Δ_{max} and Δ_q and made no assumption about their largest

allowed values. We also discussed the relation of Δ to global probabilities (in the parameter space) to fit the data. We analyzed generic models: CMSSM, NUHM1, NUHM2, NUGM and a benchmark model, NUGMd, at two-loop leading log level, and both Δ_{max} and Δ_q were presented as functions of the higgs, gluino, stop mass or the SUSY scale, with additional constraints like dark matter or δa_μ . The advantage of this comparative analysis is that using the figures for Δ_q , Δ_{max} , future experimental constraints can immediately be converted into an updated estimate for the fine tuning level of these models, without the need to re-do the whole analysis. The reader will then decide whether the amount of tuning so obtained is still acceptable for a solution to the hierarchy problem.

The measures of fine tuning were originally introduced more on physical intuition than rigorous mathematical grounds. In this work we provided mathematical support for the fine tuning via a quantitative relation to Bayesian evidence $p(D)$. As direct result of two theoretical constraints (EW min conditions), we showed that a fine tuning measure $\tilde{\Delta}_q = \Delta_q$ emerges as an additional suppression factor (effective prior) of the averaged likelihood under the initial priors, under the integral of global probability of measuring the data (the evidence $p(D)$). So the Bayesian evidence calculation prefers Δ_q as a fine tuning measure. As a result, the evidence $p(D) \sim 1/\Delta_q$ therefore points of large Δ_q (strongly fine tuned) have little or no impact on the global probability of the model to fit the data. These results provide technical support to the idea that fine tuning has a physical meaning and that preferably it should have small values in realistic models for the corresponding point in the parameter space.

Our numerical results for Δ_q and Δ_{max} as functions of the higgs mass, showed that they have close values for the same higgs mass and also very similar *behaviour* for all models considered. There is a small discrepancy factor between them (between 1 and 2) which is most visible for regions of the higgs mass that are anyway excluded by the data. All these results show a good independence on the actual definition used for fine tuning. For $115 \leq M_{higgs} \leq 128$ GeV there is a relative independence of Δ_q or Δ_{max} on the experimental constraints (other than δa_μ) for CMSSM or NUGM, NUGMd, with a minor dependence for NUHM1, NUHM2. So in this case Δ_q , Δ_{max} are largely controlled by theoretical constraints. Also, the dark matter relic density can in all cases be saturated within 3σ of the current value.

The dependence of both Δ on the gluino mass or on the SUSY scale shows a similar behaviour for all models. The CMSSM, NUGM and NUGMd models show a lower amount of fine tuning for the same experimental constraints, and NUGM can even accommodate δa_μ (2σ) and $M_{higgs} \approx 125$ GeV, however in this case there is always a fine tuning cost. As our plots showed, for the CMSSM no fine tuning amount can reconcile δa_μ (2σ) values considered (i.e. contour at 2σ in the plots), with a $M_{higgs} > 120$ GeV region which is situated outside this contour. For a Higgs mass near 125 GeV, the fine tuning is of order $\mathcal{O}(1000)$ in all models other than NUGM, NUGMd where it is of order $\mathcal{O}(500)$. There is a strong (roughly exponential) variation of Δ with M_{higgs} . A reduction of 2 GeV of M_{higgs} can bring down both Δ 's to $\Delta \approx 200$ to 500, depending on the model. For $M_{higgs} = 115$ GeV, $\Delta_q \sim \Delta_{max} \approx 10$ to 100 and in the CMSSM this Δ corresponds to a global minimum. Finally, let us mention

that the combined effect of a 1σ increase of the top mass and a similar reduction of the measured strong coupling at EW scale can reduce the fine tuning for a given M_{higgs} by a factor near 2 or so in the CMSSM case [5]. Although we did not studied it here (due to long CPU runs), we expect similar effect for the other models. This is because Yukawa corrections help radiative EW breaking (reducing Δ) while QCD corrections have the opposite effect in the loop diagrams.

Are the values of fine tuning that we found too large? Based on previously agreed but highly subjective “reasonable” values of $\Delta \sim 10 - 100$, the answer is probably affirmative. However, a clear answer is difficult, largely because Δ depends \approx exponentially on the higgs mass, so any small correction to it has a strong impact on Δ . But comparing all models, for the same experimental constraints, there seems to be a preference for NUGM case when also considering the δa_μ constraint. We let the reader to make his own opinion, based on the above results and figures and also on future LHC data (on gluino, higgs, stop and m_{susy}) whose updated impact on our Δ can easily be obtained. Also it should be kept in mind that very simple new physics beyond these SUSY models (like CMSSM with a gauge singlet with a TeV-scale SUSY mass term or a massive $U(1)'$) can lead to a very acceptable $\Delta \approx \mathcal{O}(10)$ for a higgs mass as large as 130 GeV [11]. Further, subjective criteria also exist in other approaches that compare the probability of various models, such as those based on the Bayesian approach. Indeed, the evidence $p(D)$ also has some dependence on the priors choice (flat, log, etc), until eventually more data can improve our knowledge of the models. We hope that the clear link between fine tuning Δ_q and $p(D)$ that we established together with our plots for both Δ 's will provide the starting point of a more detailed study.

References

- [1] S. Cassel and D. M. Ghilencea, “A Review of naturalness and dark matter prediction for the Higgs mass in MSSM and beyond,” *Mod. Phys. Lett. A* **27** (2012) 1230003 [arXiv:1103.4793 [hep-ph]].
- [2] J. R. Ellis, K. Enqvist, D. V. Nanopoulos and F. Zwirner, “Observables in Low-Energy Superstring Models,” *Mod. Phys. Lett. A* **1** (1986) 57.
- [3] M. E. Cabrera, J. A. Casas and R. Ruiz de Austri, “Bayesian approach and Naturalness in MSSM analyses for the LHC,” *JHEP* **0903** (2009) 075 [arXiv:0812.0536 [hep-ph]].
M. E. Cabrera, J. A. Casas and R. Ruiz d Austri, “MSSM Forecast for the LHC,” *JHEP* **1005** (2010) 043 [arXiv:0911.4686 [hep-ph]].
- [4] S. S. AbdusSalam, B. C. Allanach, F. Quevedo, F. Feroz and M. Hobson, “Fitting the Phenomenological MSSM,” *Phys. Rev. D* **81** (2010) 095012 [arXiv:0904.2548 [hep-ph]].
B. C. Allanach, K. Cranmer, C. G. Lester and A. M. Weber, “Natural priors, CMSSM fits and LHC weather forecasts,” *JHEP* **0708** (2007) 023 [arXiv:0705.0487 [hep-ph]].
B. C. Allanach, “Naturalness priors and fits to the constrained minimal supersymmetric standard model,” *Phys. Lett. B* **635** (2006) 123 [hep-ph/0601089].

- [5] S. Cassel, D. Ghilencea, G. G. Ross, “Testing SUSY at the LHC: Electroweak and Dark matter fine tuning at two-loop order,” Nucl. Phys. B **835** (2010) 110 [arXiv:1001.3884 [hep-ph]]. “Testing SUSY,” Phys. Lett. B **687** (2010) 214 [arXiv:0911.1134 [hep-ph]].
- [6] J.O. Berger, B. Liseo, R.L. Wolpert, “Integrated likelihood methods for eliminating nuisance parameters”, Statistical Science 1999, vol.14, No.1, 1-28.
- [7] P. H. Chankowski, J. R. Ellis and S. Pokorski, “The fine-tuning price of LEP,” Phys. Lett. B **423** (1998) 327 [arXiv:hep-ph/9712234]. P. H. Chankowski, J. R. Ellis, M. Olechowski and S. Pokorski, “Haggling over the fine-tuning price of LEP,” Nucl. Phys. B **544** (1999) 39 [arXiv:hep-ph/9808275]. G. L. Kane and S. F. King, “Naturalness implications of LEP results,” Phys. Lett. B **451** (1999) 113 [arXiv:hep-ph/9810374]. R. Barbieri and A. Strumia, “What is the limit on the Higgs mass?,” Phys. Lett. B **462** (1999) 144 [hep-ph/9905281]. R. Barbieri and A. Strumia, “About the fine-tuning price of LEP,” Phys. Lett. B **433** (1998) 63 [arXiv:hep-ph/9801353]. R. Barbieri and G. F. Giudice, “Upper Bounds on Supersymmetric Particle Masses,” Nucl. Phys. B **306** (1988) 63.
- [8] D. Horton and G. G. Ross, “Naturalness and Focus Points with Non-Universal Gaugino Masses,” Nucl. Phys. B **830** (2010) 221 [arXiv:0908.0857 [hep-ph]].
- [9] ATLAS Collaboration, F. Giannotti, “Update on the Standard Model Higgs searches in ATLAS,”. CERN Public Seminar, December 13, 2011, G. Aad *et al.* [ATLAS Collaboration], “Combined search for the Standard Model Higgs boson using up to 4.9 fb⁻¹ of pp collision data at sqrt(s) = 7 TeV with the ATLAS detector at the LHC,” arXiv:1202.1408 [hep-ex]. [ATLAS Collaboration], “Search for the Standard Model Higgs boson in the diphoton decay channel with 4.9 fb⁻¹ of pp collisions at sqrt(s)=7 TeV with ATLAS,” arXiv:1202.1414 [hep-ex]. [ATLAS Collaboration], “Search for the Standard Model Higgs boson in the decay channel H→ ZZ(*)→ 4l with 4.8 fb⁻¹ of pp collisions at sqrt(s)=7 TeV with ATLAS,” arXiv:1202.1415 [hep-ex].
- [10] CMS Collaboration, G. Tonelli, “Update on the Standard Model Higgs searches in CMS,”. CERN Public Seminar, December 13, 2011, S. Chatrchyan *et al.* [CMS Collaboration], “Search for the standard model Higgs boson decaying to bottom quarks in pp collisions at sqrt(s)=7 TeV,” arXiv:1202.4195 [hep-ex]. S. Chatrchyan *et al.* [CMS Collaboration], “Search for neutral Higgs bosons decaying to tau pairs in pp collisions at sqrt(s)=7 TeV,” arXiv:1202.4083 [hep-ex]. S. Chatrchyan *et al.* [CMS Collaboration], “Search for the standard model Higgs boson decaying into two photons in pp collisions at sqrt(s)=7 TeV,” arXiv:1202.1487 [hep-ex]. S. Chatrchyan *et al.* [CMS Collaboration], “Combined results of searches for the standard model Higgs boson in pp collisions at sqrt(s) = 7 TeV,” arXiv:1202.1488 [hep-ex].
- [11] S. Cassel, D. M. Ghilencea and G. G. Ross, “Fine tuning as an indication of physics beyond the MSSM,” Nucl. Phys. B **825** (2010) 203 [arXiv:0903.1115 [hep-ph]]. G. G. Ross, K. Schmidt-Hoberg and F. Staub, “The generalised NMSSM at one loop: fine tuning and

- phenomenology,” arXiv:1205.1509 [hep-ph]; G. G. Ross and K. Schmidt-Hoberg, “The fine-tuning of the generalised NMSSM,” Nucl. Phys. B **862** (2012) 710. M. Carena, K. Kong, E. Ponton and J. Zurita, “Supersymmetric Higgs Bosons and Beyond,” Phys. Rev. D **81** (2010) 015001 [arXiv:0909.5434 [hep-ph]]. I. Antoniadis, E. Dudas, D. M. Ghilencea and P. Tziveloglou, “MSSM Higgs with dimension-six operators,” Nucl. Phys. B **831** (2010) 133 [arXiv:0910.1100 [hep-ph]]. I. Antoniadis, E. Dudas, D. M. Ghilencea and P. Tziveloglou, “Beyond the MSSM Higgs with d=6 effective operators,” Nucl. Phys. B **848** (2011) 1 [arXiv:1012.5310 [hep-ph]]. I. Antoniadis, E. Dudas, D. M. Ghilencea and P. Tziveloglou, “Non-linear MSSM,” Nucl. Phys. B **841** (2010) 157 [arXiv:1006.1662 [hep-ph]]. M. Carena, E. Ponton and J. Zurita, “BMSSM Higgs Bosons at the Tevatron and the LHC,” Phys. Rev. D **82** (2010) 055025 [arXiv:1005.4887 [hep-ph]]. M. Carena, E. Ponton and J. Zurita, “BMSSM Higgs Bosons at the 7 TeV LHC,” Phys. Rev. D **85** (2012) 035007 [arXiv:1111.2049 [hep-ph]]. A. Brignole, J. A. Casas, J. R. Espinosa and I. Navarro, “Low scale supersymmetry breaking: Effective description, electroweak breaking and phenomenology,” Nucl. Phys. B **666** (2003) 105 [hep-ph/0301121].
- [12] S. P. Martin and M. T. Vaughn, “Two Loop Renormalization Group Equations For Soft Supersymmetry Breaking Couplings,” Phys. Rev. D **50**, 2282 (1994) [Erratum-ibid. D **78**, 039903 (2008)] [arXiv:hep-ph/9311340].
- [13] M. S. Carena, J. R. Espinosa, M. Quiros and C. E. M. Wagner, “Analytical expressions for radiatively corrected Higgs masses and couplings in the MSSM,” Phys. Lett. B **355** (1995) 209 [arXiv:hep-ph/9504316].
- [14] T. Sjostrand, S. Mrenna, P. Z. Skands, “A Brief Introduction to PYTHIA 8.1,” Comput. Phys. Commun. **178** (2008) 852 [arXiv:0710.3820 [hep-ph]]. <http://home.thep.lu.se/~torbjorn/pythiaaux/present.html>
- [15] G. Belanger, F. Boudjema, A. Pukhov and A. Semenov, “MicrOMEGAs: A Program for calculating the relic density in the MSSM,” Comput. Phys. Commun. **149** (2002) 103 [hep-ph/0112278]. “micrOMEGAs: Version 1.3,” Comput. Phys. Commun. **174** (2006) 577 [hep-ph/0405253]. “MicrOMEGAs 2.0: A Program to calculate the relic density of dark matter in a generic model,” Comput. Phys. Commun. **176** (2007) 367 [hep-ph/0607059].
- [16] B. C. Allanach, “SOFTSUSY: a program for calculating supersymmetric spectra,” Comput. Phys. Commun. **143** (2002) 305 [hep-ph/0104145].
- [17] O. Buchmueller, R. Cavanaugh, A. De Roeck, M. J. Dolan, J. R. Ellis, H. Flacher, S. Heinemeyer and G. Isidori *et al.*, “Supersymmetry in Light of 1/fb of LHC Data,” arXiv:1110.3568 [hep-ph]. S. Sekmen, S. Kraml, J. Lykken, F. Moortgat, S. Padhi, L. Pape, M. Pierini and H. B. Prosper *et al.*, “Interpreting LHC SUSY searches in the phenomenological MSSM,” arXiv:1109.5119 [hep-ph]. S. Cassel, D. M. Ghilencea,

- S. Kraml, A. Lessa, G. G. Ross, “Fine-tuning implications for complementary dark matter and LHC SUSY searches,” [arXiv:1101.4664 [hep-ph]]. S. Akula, N. Chen, D. Feldman, M. Liu, Z. Liu, P. Nath and G. Peim, “Interpreting the First CMS and ATLAS SUSY Results,” arXiv:1103.1197 [hep-ph]. D. Feldman, K. Freese, P. Nath, B. D. Nelson and G. Peim, “Predictive Signatures of Supersymmetry: Measuring the Dark Matter Mass and Gluino Mass with Early LHC data,” arXiv:1102.2548 [hep-ph]. P. Bechtle, K. Desch, H. K. Dreiner, M. Kramer, B. O’Leary, C. Robens, B. Sarrazin, P. Wiemann, “What if the LHC does not find supersymmetry in the sqrt(s)=7 TeV run?,” [arXiv:1102.4693 [hep-ph]]. S. Akula, D. Feldman, Z. Liu, P. Nath, G. Peim, “New Constraints on Dark Matter from CMS and ATLAS Data,” [arXiv:1103.5061 [hep-ph]]
- [18] M. Davier, A. Hoecker, B. Malaescu, C. Z. Yuan and Z. Zhang, “Reevaluation of the hadronic contribution to the muon magnetic anomaly using new $e^+ e^- \rightarrow \pi^+ \pi^-$ cross section data from BABAR,” Eur. Phys. J. C **66** (2010) 1 [arXiv:0908.4300 [hep-ph]].
- [19] D. Asner *et al.* [Heavy Flavor Averaging Group Collaboration], “Averages of b-hadron, c-hadron, and τ -lepton Properties,” arXiv:1010.1589 [hep-ex].
- [20] The CMS and LHCb Collaborations, CMS-PAS-BPH-11-019, LHCb-CONF-2011-047, CERN-LHCb-CONF-2011-047.
- [21] The Particle Data Group, <http://pdg.lbl.gov/>
- [22] G. Hinshaw *et al.* [WMAP Collaboration], “Five-Year Wilkinson Microwave Anisotropy Probe (WMAP) Observations: Data Processing, Sky Maps, and Basic Results,” Astrophys. J. Suppl. **180** (2009) 225 [arXiv:0803.0732 [astro-ph]].
- [23] R. Aaij *et al.* [LHCb Collaboration], “Strong constraints on the rare decays $B_s \rightarrow \mu^+ \mu^-$ and $B^0 \rightarrow \mu^+ \mu^-$,” arXiv:1203.4493 [hep-ex].
- [24] S. Schael *et al.* [ALEPH and DELPHI and L3 and OPAL and LEP Working Group for Higgs Boson Searches Collaborations], “Search for neutral MSSM Higgs bosons at LEP,” Eur. Phys. J. C **47** (2006) 547 [hep-ex/0602042]. R. Barate *et al.*, “Search for the standard model Higgs boson at LEP,” Phys. Lett. B **565** (2003) 61 [hep-ex/0306033].
- [25] G. Degrandi, S. Heinemeyer, W. Hollik, P. Slavich, and G. Weiglein, “Towards high precision predictions for the MSSM Higgs sector,” Eur.Phys.J. C28 (2003) 133, arXiv:hep-ph/0212020 [hep-ph].
- [26] S. Heinemeyer, “MSSM Higgs physics at higher orders,” Int.J.Mod.Phys. A21 (2006) 2659, arXiv:hep-ph/0407244 [hep-ph].
- [27] The ATLAS collaboration, ATLAS-CONF-2012-004 “Search for gluinos in events with two same-sign leptons, jets and missing transverse momentum with the ATLAS detector in pp collisions at $\sqrt{s} = 7$ TeV”