

Variational Monte Carlo Study of Spin-Gapped Normal State and BCS-BEC Crossover in Two-Dimensional Attractive Hubbard Model

Shun TAMURA * and Hisatoshi YOKOYAMA

Department of Physics, Tohoku University, Sendai, 980-8578, Japan

We study the properties of normal, superconducting (SC), and CDW states for an attractive Hubbard model on the square lattice, using a variational Monte Carlo method. In trial wave functions, we introduce an interspinon binding factor, indispensable for inducing a spin-gap transition in the normal state, in addition to the onsite attractive and intersite repulsive factors. It is found that, in the normal state, as the interaction strength $|U|/t$ increases, a first-order spin-gap transition arises at $|U_c| \sim W$ (W : bandwidth) from a Fermi liquid to a spin-gapped state, which is conductive as a result of the hopping of doublons. In the SC state, we confirm by the analysis of various quantities that the mechanism of superconductivity undergoes a smooth crossover at approximately $|U_{co}| \sim |U_c|$ from a BCS type to a Bose-Einstein condensation (BEC) type, as $|U|/t$ increases. For $|U| < |U_{co}|$, quantities such as the condensation energy, a SC correlation function and the condensate fraction of onsite pairs exhibit the behavior of $\sim \exp(-t/|U|)$, as expected from the BCS theory. For $|U| > |U_{co}|$, quantities such as the energy gain in the SC transition and superfluid stiffness, which is related to the cost of phase coherence, behave as $\sim t^2/|U| \propto T_c$, as expected in a bosonic scheme. In this regime, SC transition is induced by a gain in kinetic energy, in contrast to the BCS theory. We refer to the relevance to the pseudogap in cuprate superconductors.

KEYWORDS: superconductivity, BCS-BEC crossover, pseudogap, superfluid stiffness, condensate fraction, CDW, attractive Hubbard model, square lattice, variational Monte Carlo method

1. Introduction

Since the pioneering effort by Eagles,¹ many researchers have extensively and repeatedly addressed the transition of superconducting (SC) properties from a BCS type to a Bose-Einstein condensation (BEC) type as the strength of attractive potential between fermions is increased. Following early studies of the BCS-BEC crossover^{2,3} using continuum models with the superfluidity of ³He in mind, Nozières and Schmitt-Rink⁴ showed by approximation that the SC properties smoothly evolve with the correlation strength in an attractive Hubbard model (AHM). Later, stimulated by the discovery of high- T_c cuprates with a small coherence length, numerous researchers have tackled AHM,⁵ especially in two dimensions (2D); now, in connection with the evolution of pseudogaps as the doping rate δ decreases in the so-called underdoped regime,⁶ the problem of BCS-BEC crossover as a function of δ is a subject of urgency.^{7,8} Entering this century, we have become capable of directly observing phenomena of crossover^{9,10} and pseudogaps^{11,12} in traps of ultracold dilute alkali gases,^{13,14} for which physical parameters can be artificially tuned. Recent experimental advances have brought hope of obtaining similar observations on optical lattices.

In the above stream of research, AHM is one of the most important and basic lattice models for studying the evolution of SC properties according to the interaction strength U/t (U : onsite interaction strength, t : hopping integral between nearest-neighbor sites). In early and later studies of AHM, mean-field-type⁵ and diagrammatic^{4,15-17} approaches were used; although they successfully treated the weakly correlated regime, where the original BCS theory is basically valid, and developed a conceptual framework of the BCS-BEC crossover, more reliable methods remain necessary to establish properties in the intermediately (unitary) and

strongly correlated (BEC) regimes. First, as an unbiased way, quantum Monte Carlo (QMC) calculations were implemented in the weakly and intermediately correlated regimes ($|U| \lesssim W$, W : bandwidth), because QMC is free from the negative-sign problem for AHM, but statistical fluctuation increases with increasing $|U|/t$ and system size. In 2D, SC transition of the Berezinskii-Kosterlitz-Thouless type was confirmed and an n -dependent phase diagram was discussed (n : particle density).¹⁸ Then, it was shown in the normal state ($T > T_c$) for intermediate $|U|/t$'s that a thermal-activation-type behavior appears in magnetic susceptibility, but that the charge compressibility is almost T -independent.¹⁹ This spin-gap behavior was corroborated by a peak split in the density of state.²⁰ The dynamical mean field theory (DMFT), which becomes exact in infinite dimensions and is applicable to an arbitrary interaction strength, is another important approach to AHM. Early DMFT studies addressed normal branches without introducing SC orders at low temperatures ($T < T_c$ ²¹ and $T = 0$ ²²), and found that the normal state undergoes a first-order transition from a Fermi liquid to a gapped state at $|U|/W = 1-1.5$, as $|U|/t$ increases. Later, various properties of the SC phase were calculated,²³⁻²⁵ and the crossover was characterized by the SC gap and superfluid stiffness.²⁶

Another effective approach to AHM is a many-body variation theory, which is applicable continuously in the entire range of correlation strengths and particle densities. In contrast to DMFT, the dimension and lattice form are realistically specified, and one can treat wave-number-dependent properties in low-lying states. Furthermore, since wave functions are explicitly given, this approach has advantages in forming a physical picture. Because an AHM of a bipartite lattice is mapped to a repulsive Hubbard model (RHM) by a canonical transformation,²⁷⁻²⁹ one can develop a theory relying on the knowledge of RHM. Thus, the well-known Gutzwiller wave function (GWF)³⁰ became a primary trial function for the

*E-mail address: shun@cmpt-serv.phys.tohoku.ac.jp

normal state; first, its properties were studied³¹ using the so-called Gutzwiller approximation (GA).³² As known for RHM, although GWF itself is always metallic,³³ additional GA induces a spurious metal-insulator (Brinkman-Rice) transition³⁴ at finite $|U_{\text{BR}}|/t$ in finite lattice dimensions. For $|U| > |U_{\text{BR}}|$ in AHM, all the particles tightly form onsite singlet pairs, and hopping completely ceases, so that the Brinkman-Rice transition remains a metal-insulator (Mott) transition also in AHM. Later, approximations similar to GA, which may be correct in infinite dimensions, have also been applied to the SC state^{35–37} to discuss the BCS-BEC crossover. However, to avoid the ambiguity of GA in realistic dimensions and to make use of the merits of the variation method, we need to accurately estimate variational expectation values. This claim is satisfied by a variational Monte Carlo (VMC) method,^{33,38–40} which treats local correlation factors exactly without a minus sign problem. A decade ago, a VMC method was applied to a normal state in AHM to study a transition corresponding to the Mott transition in RHM by introducing a binding factor between adjacent antiparallel spinons.⁴¹ For simplicity, we call a singly occupied site a spinon. However, the interpretation of the transition was incorrect on account of the limitation of treated system sizes and an insufficient analysis. Recently, VMC has been applied to solving problems with optical lattices in a confinement potential.⁴²

In this study, on the basis of VMC calculations of high precision for normal, SC and CDW states, we modify the previous results⁴¹ and make features of the BCS-BEC crossover in AHM on the square lattice microscopically more clear. We mainly discuss the following points: (1) In both normal and SC states, a correlation between adjacent antiparallel spinons, in addition to the Gutzwiller correlation, is indispensable to qualitatively derive proper behavior. (2) In the normal state, which underlies the SC state, a first-order phase transition occurs at $|U_c| \sim W$ from a Fermi-liquid to a spin-gapped state. This transition is caused by the competition between the size of an antiparallel-spinon pair and the interpair distance, as in the case of Mott transitions in RHM.^{43,44} (3) The properties of SC noticeably change at approximately $|U_{\text{co}}| \sim |U_c|$, which are compared with those derived in a strongly correlated RHM for high- T_c cuprates. Part of the present result has been published before.⁴⁵

The rest of this paper is organized as follows: In §2, we explain the model and method used in this study. In §3, we provide a discussion of the spin-gap transition arising in the normal state, and of the features in the spin-gapped regime. In §4, we consider a BCS-BEC crossover from various points of view. In §5, we briefly summarize our main results.

2. Formulation

In §2.1, we introduce AHM and briefly mention its relation to RHM. In §2.2, we discuss trial wave functions for normal, SC, and CDW phases. In §2.3, we briefly explain the setup of VMC calculations in this work.

2.1 Attractive Hubbard model

We consider a single-band attractive Hubbard model ($U \leq 0$) on a square lattice:

$$\mathcal{H} = \mathcal{H}_t + \mathcal{H}_U = \sum_{\mathbf{k}\sigma} \varepsilon_{\mathbf{k}} c_{\mathbf{k}\sigma}^\dagger c_{\mathbf{k}\sigma} + U \sum_j n_{j\uparrow} n_{j\downarrow}, \quad (1)$$

where $n_{j\sigma} = c_{j\sigma}^\dagger c_{j\sigma}$, $c_{j\sigma}$, and $c_{\mathbf{k}\sigma}$ are fermion annihilation operators in the Wannier and Bloch representations, respectively, and

$$\varepsilon_{\mathbf{k}} = -2t(\cos k_x + \cos k_y). \quad (2)$$

We use the hopping integral t and lattice constant as the units of energy and length, respectively. Because the lattice has a particle-hole symmetry at $n = N/N_s = 1$ (N : number of particles, N_s : number of lattice sites), and properties at half filling are deduced from the results of RHM using corresponding wave functions,^{46,47} as mentioned below, we mostly treat cases of $n < 1$. The chemical potential term $-\zeta \sum_{j\sigma} n_{j\sigma}$ may be added to eq. (1) to adjust particle density, if necessary.

In the following, we summarize the relation of AHM to RHM. The attractive Hubbard Hamiltonian eq. (1) on a bipartite lattice satisfying the relation $\varepsilon_{\mathbf{k}} = -\varepsilon_{-\mathbf{k}+\mathbf{Q}}$ [here $\mathbf{Q} = (\pi, \pi)$] is mapped by the canonical transformation^{27,28}

$$c_{\mathbf{k}\uparrow} = \tilde{c}_{\mathbf{k}\uparrow}, \quad c_{\mathbf{k}\downarrow} = \tilde{c}_{-\mathbf{k}+\mathbf{Q}\downarrow}^\dagger \quad (3)$$

to RHM with constant shifts:

$$\tilde{\mathcal{H}} = \sum_{\mathbf{k}\sigma} \varepsilon_{\mathbf{k}} \tilde{c}_{\mathbf{k}\sigma}^\dagger \tilde{c}_{\mathbf{k}\sigma} + |U| \sum_j \tilde{n}_{j\uparrow} \tilde{n}_{j\downarrow} + UN\tilde{n}_\uparrow - h \sum_j \left(\tilde{S}_j^z + \frac{1}{2} \right), \quad (4)$$

where $\tilde{n}_{j\sigma} = \tilde{c}_{j\sigma}^\dagger \tilde{c}_{j\sigma}$, $\tilde{S}_j^z = (\tilde{n}_{j\uparrow} - \tilde{n}_{j\downarrow})/2$ and $\tilde{n}_\sigma = \tilde{N}_\sigma/N$. A tilde denotes the representation transformed according to eq. (3). The chemical potential ζ and n in AHM are related to the effective magnetic field as $h = 2\zeta$ and to the magnetization as $m = 1 - n$ in the z -direction in RHM, respectively. Therefore, unless the original AHM has a spin polarization ($m = 0$), the particle density in the transformed RHM is always at half filling ($\tilde{n} = 1$). Also, the order parameters of CDW and onsite singlet pairing defined as

$$O_{\text{CDW}} = \frac{1}{N} \left| \sum_j e^{i\mathbf{Q}\cdot\mathbf{r}_j} \langle n_{j\uparrow} + n_{j\downarrow} - 1 \rangle \right|, \quad (5)$$

$$O_{\text{SC}} = \frac{1}{N} \sum_j \langle c_{j\uparrow}^\dagger c_{j\downarrow}^\dagger \rangle \quad \text{or} \quad \frac{1}{N} \sum_j \langle c_{j\downarrow} c_{j\uparrow} \rangle, \quad (6)$$

in AHM are transformed into the forms of the z - and xy -components of the SDW order parameter:

$$\tilde{O}_{\text{SDW}}^z = \frac{1}{N} \left| \sum_j e^{i\mathbf{Q}\cdot\mathbf{r}_j} \langle \tilde{n}_{j\uparrow} - \tilde{n}_{j\downarrow} \rangle \right|, \quad (7)$$

$$\tilde{O}_{\text{SDW}}^\pm = \frac{1}{N} \sum_j \langle \tilde{c}_{j\uparrow}^\dagger \tilde{c}_{j\downarrow} \rangle \quad \text{or} \quad \frac{1}{N} \sum_j \langle \tilde{c}_{j\downarrow}^\dagger \tilde{c}_{j\uparrow} \rangle, \quad (8)$$

respectively, in RHM.²⁹ It is widely accepted that, at $T = 0$, an antiferromagnetic (AFM) long-range order with equal magnitudes of O_{SDW}^α for $\alpha = x, y, z$ arises in the half-filled RHM on the square lattice for arbitrary $U (> 0)$, and that the AFM order in the z -direction is easily destroyed by a field applied in the z -direction h , whereas the AFM orders in the xy -plane survive. This implies that the ground state of AHM possesses a singlet pairing order for any U and n (ζ), and simultaneously possesses a CDW order of the same magnitude at half filling $n = 1$ ($\zeta = 0$).²⁹ This argument was confirmed by direct calculations for AHM.⁵ Although the above mapping holds unconditionally in exact treatments, when some approximation is applied, the validity of the mapping has to be verified

individually for each specific treatment.

2.2 Trial wave functions

As a development of our previous study,⁴¹ we apply a many-body variation theory to the Hamiltonian eq. (1). As a trial wave function, a two-body Jastrow-type $\Psi = \mathcal{P}\Phi_{\text{MF}}$ was adopted,⁴⁸ where Φ_{MF} is a one-body (mean-field) wave function and \mathcal{P} is a many-body correlation (Jastrow) factor.

As the many-body part, we use the form $\mathcal{P} = \mathcal{P}_f \mathcal{P}_Q \mathcal{P}_G$ in this work. The onsite (Gutzwiller) projector

$$\mathcal{P}_G = \prod_j \left[1 - (1-g)d_j \right], \quad (9)$$

with $d_j = n_{j\uparrow}n_{j\downarrow}$, is the most important. The variational parameter g increases the number of doubly occupied sites (doublons), and ranges over $1 \leq g < \infty$ for $U \leq 0$; in the limit of $g \rightarrow \infty$, singly occupied sites (spinons) are not allowed in a nonmagnetic case. If we put $\tilde{g} = 1/g$, the properties of $\mathcal{P}_G(\tilde{g})$ for RHM are applicable to the present case $\mathcal{P}_G(g)$.⁴¹

To explain the importance of a binding factor between the up and down spinons \mathcal{P}_Q , it is convenient to refer to an effective Hamiltonian in the strong-correlation limit ($t/|U| \rightarrow 0$):⁴⁹

$$\mathcal{H}_{\text{eff}} = \frac{2t^2}{|U|} \sum_{\langle i,j \rangle} \left[(-b_i^\dagger b_j + \rho_i \rho_j + \sigma_i \sigma_j) + \text{H.c.} - \frac{1}{2} \right], \quad (10)$$

with

$$b_i = c_{i\uparrow}c_{i\downarrow}, \quad \rho_i = \frac{1}{2}(n_{i\uparrow} + n_{i\downarrow} - 1), \quad \sigma_i = \frac{1}{2}(n_{i\uparrow} - n_{i\downarrow}). \quad (11)$$

The first term of eq. (10) indicates the hopping of doublons. The second is a repulsive interaction between doublons [or empty sites (holons)] and an attractive interaction between a doublon and a holon in nearest-neighbor (NN) sites. The third works as an AFM-Ising interaction. The expectation values of these terms can be reduced using antiparallel-spinon configurations in NN sites. To encourage such configurations, we introduce the attractive intersite correlation,⁴¹

$$\mathcal{P}_Q = \prod_j (1 - \mu Q_j) \quad (12)$$

$$Q_j = s_j^\uparrow \prod_\tau (1 - s_{j+\tau}^\downarrow) + s_j^\downarrow \prod_\tau (1 - s_{j+\tau}^\uparrow) \quad (13)$$

where $s_j^\sigma = n_{j\sigma}(1 - n_{j-\sigma})$ (spinon projector), and τ runs over NN sites of the site j . In \mathcal{P}_Q , the parameter μ ($0 \leq \mu \leq 1$) controls the strength of binding between NN antiparallel spinons; for $\mu = 0$, spinons are free of binding, while in the limit $\mu \rightarrow 1$, antiparallel spinons are necessarily paired as nearest neighbors. As we will see later, \mathcal{P}_Q is indispensable for a spin-gap transition⁴¹ and a proper description of the SC state. In fact, \mathcal{P}_Q is the canonical transformation through eq. (3) of the doublon-holon binding factor often used to describe Mott transitions in RHM.^{50,51} A Mott transition in RHM corresponds to a spin-gap transition in AHM, as we will see in §3. Since Q_j is a spin-dependent projector, the so-called spin contamination⁵² arises in the wave function, namely, Ψ deviates from an eigenstate of $\mathbf{S}^2 = (\sum_j \mathbf{S}_j)^2$. However, in this case, the expectation values of $\langle \mathbf{S}^2 \rangle$ estimated using a VMC method are as small as 0.15 (2) in the SC (normal) state for $N = 200$ -300 at its maximum at $U \sim W$. Because these values, particularly of the SC state, are much smaller than those of the AFM state, the spin contamination is considered to have

little influence on the results.

As a factor supplementary to \mathcal{P}_Q , a repulsive correlation suited to eq. (10) should be considered. As a simple one, we check a repulsive factor between NN doublons:

$$\mathcal{P}_f = \prod_j \left[1 - f d_j \left(1 - \prod_\tau \bar{d}_{j+\tau} \right) \right], \quad (14)$$

where f ($0 \leq f \leq 1$) is a parameter, $\bar{d}_j = 1 - d_j$, and τ runs over NN sites of the site j . The projector \mathcal{P}_f reduces the weight of configurations with adjacent doublons by $1 - f$; for $f \rightarrow 0$, the effect of \mathcal{P}_f vanishes, and for $f \rightarrow 1$, a doublon cannot sit in a NN site of another doublon.

Now, we turn to the one-body part Φ of the wave function. For a normal state, we adopt the Fermi sea Φ_{F} . Since general features of $\Psi_{\text{N}} = \mathcal{P}\Phi_{\text{F}}$ with $f = 0$ were studied in a previous paper,⁴¹ here we focus on the properties of the transition arising at $U \sim W$, which was regarded as a Mott transition.⁴¹

It is known that the BCS state Φ_{BCS} can deal with the BCS-BEC crossover in some degree;^{2,4} it is natural to employ Φ_{BCS} for a SC state:

$$\Phi_{\text{BCS}} = \left(\sum_{\mathbf{k}} a_{\mathbf{k}} c_{\mathbf{k}\uparrow}^\dagger c_{-\mathbf{k}\downarrow}^\dagger \right)^{N/2} |0\rangle. \quad (15)$$

where the particle number is fixed and

$$a_{\mathbf{k}} = \frac{v_{\mathbf{k}}}{u_{\mathbf{k}}} = \frac{\Delta_{\text{P}}}{\varepsilon_{\mathbf{k}} - \bar{\zeta} + \sqrt{(\varepsilon_{\mathbf{k}} - \bar{\zeta})^2 + \Delta_{\text{P}}^2}}, \quad (16)$$

with Δ_{P} and $\bar{\zeta}$ being variational parameters corresponding to the SC gap Δ_{SC} and chemical potential ζ , respectively, in the weakly correlated limit, and

$$u_{\mathbf{k}}^2 (v_{\mathbf{k}}^2) = \frac{1}{2} \left[1 + (-) \frac{\varepsilon_{\mathbf{k}} - \bar{\zeta}}{\sqrt{(\varepsilon_{\mathbf{k}} - \bar{\zeta})^2 + \Delta_{\text{P}}^2}} \right].$$

For $\Delta_{\text{P}} \rightarrow 0$, Φ_{BCS} is reduced to Φ_{F} . Here, we assume Δ_{P} to be a homogeneous s wave on account of the attractive contact potential. For RHM, a form similar to eq. (16) with a $d_{x^2-y^2}$ -wave pair potential was studied,^{46,53} where, as δ decreases, what Δ_{P} means deviates from the SC gap, and represents a pseudogap.^{54,55} In contrast, in the present case, Δ_{P} seems to reflect the magnitude of T_c for any $|U|/t$, except for $n \rightarrow 1$, for which T_c is considered to vanish owing to the CDW order. The correlated SC function $\Psi_{\text{sc}} = \mathcal{P}\Phi_{\text{BCS}}$ is mapped using eq. (3) to a projected AFM wave function ordered in the x - y plane at $n = 1$.

In addition, we check a CDW wave function for $n \sim 1$:

$$\Phi_{\text{CDW}} = \prod_{\mathbf{k}, \sigma} (-\alpha_{\mathbf{k}} c_{\mathbf{k}\sigma}^\dagger + \beta_{\mathbf{k}} c_{\mathbf{k}+\mathbf{Q}\sigma}^\dagger) |0\rangle, \quad (17)$$

where the \mathbf{k} sum is taken in the Fermi sea, $\mathbf{Q} = (\pi, \pi)$, and

$$\alpha_{\mathbf{k}} (\beta_{\mathbf{k}}) = \sqrt{\frac{1}{2} \left(1 - (+) \frac{\varepsilon_{\mathbf{k}}}{\sqrt{\varepsilon_{\mathbf{k}}^2 + \Delta_{\text{c}}^2}} \right)}, \quad (18)$$

with Δ_{c} being a parameter corresponding to the CDW gap. $\Psi_{\text{CDW}} = \mathcal{P}\Phi_{\text{CDW}}$ is mapped through eq. (3) to a projected AFM wave function ordered in the z -direction at $n = 1$. Because the AFM order is isotropic in RHM, Ψ_{SC} and Ψ_{CDW}

should yield identical results at half filling.

2.3 Variational Monte Carlo method

In estimating variational expectation values with respect to Ψ discussed in §2.2, we use a VMC method,^{33,38-40} which gives virtually exact values for finite but relatively large systems. Since the number of variational parameters is not large, we execute rounds of linear optimization for each parameter with the other parameters fixed until the parameters as well as the energy converge (typically 3-5 rounds) with 2.5×10^5 particle configurations generated through a Metropolis algorithm. After the convergence, we continue to execute additional 20 to 30 rounds of iteration with successively renewed configuration sets. We determine the optimized values by averaging the data obtained in the additional rounds; in averaging, we exclude scattered data beyond the range of twice the standard deviation. Thus, the optimal value is an average of substantially more than several million samples. Physical quantities are computed with the optimized parameters thus obtained with 2.5×10^5 samples.

We use systems of $L \times L$ sites of up to $L = 32$ for Ψ_N and $L = 24$ for Ψ_{SC} with the periodic-antiperiodic boundary conditions to reduce level degeneracy. We choose the particle densities to satisfy the closed-shell condition, and mainly study $n = 0.25$ (0.26), 0.5, and 0.75.

3. Spin-Gap Transition in Normal State

As mentioned in §2.1, the ground state of AHM is SC for any U/t and n (and CDW at $n = 1$). Therefore, the normal state, we address in this section, is not the ground state of eq. (1). The significance to study Ψ_N is not only in a passive sense that a normal state appears when the SC state is destroyed by, e.g., magnetic field or impurities, but in that Ψ_N underlies Ψ_{SC} , just as a SC transition is understood by the instability of the Fermi sphere against an infinitesimal attractive interaction in the BCS theory. Namely, normal states are deeply involved in the mechanism of SC transitions.

In §3.1, we show the improvement in energy by introducing \mathcal{P}_Q and \mathcal{P}_f , and the energy gains using the SC and CDW states. In §3.2, we confirm the existence of a spin-gap transition in the normal state. In §3.3, we consider the mechanism of the spin-gap transition and other properties.

3.1 Energy improvement

First, we briefly look at the energy improvement by the projection factors \mathcal{P}_Q and \mathcal{P}_f in the normal, SC, and CDW states.

Table I. Comparison of energy per site E/t among three kinds of projection factors \mathcal{P}_G , $\mathcal{P}_Q \equiv \mathcal{P}_Q \mathcal{P}_G$, and $\mathcal{P}_f \equiv \mathcal{P}_f \mathcal{P}_Q \mathcal{P}_G$ in normal and SC states. A system of $n = 0.5$ and $L = 12$ is used; the tendency is the same for other n 's. The last digit in each section includes some statistical errors.

$ U /t$	1	3	7	10
$\mathcal{P}_G \Phi_F$	-1.37513	-1.54791	-2.0677	-2.6215
$\mathcal{P}_Q \Phi_F$	-1.37536	-1.55099	-2.10435	-2.7417
$\mathcal{P}_f \Phi_F$	-1.37536	-1.55097	-2.10440	-2.7416
$\mathcal{P}_G \Phi_{BCS}$	-1.37531	-1.55686	-2.17815	-2.80500
$\mathcal{P}_Q \Phi_{BCS}$	-1.375535	-1.55908	-2.18444	-2.81162
$\mathcal{P}_f \Phi_{BCS}$	-1.375534	-1.55918	-2.18681	-2.81436

As studied in detail in ref. 41, the variational energy in the

normal state is considerably improved by \mathcal{P}_Q on that of GWF, especially for large $|U|/t$'s (Table I). Moreover, it is known that the phase transition discussed in §3.2 does not arise without \mathcal{P}_Q .^{33,41} Thus, the factor \mathcal{P}_Q is indispensable to appropriately describe the normal state. These aspects of \mathcal{P}_Q correspond to those of the doublon-holon (D-H) binding factor in RHM.^{47,51} On the other hand, the improvement by \mathcal{P}_f on $\mathcal{P}_Q \mathcal{P}_G \Phi$ is almost imperceptible for any $|U|/t$ as shown in Table I. The optimized parameter f is nearly zero, namely, \mathcal{P}_f scarcely modifies the wave function.

In the SC state, the improvement in E/t by \mathcal{P}_Q on $\mathcal{P}_G \Phi_{BCS}$ is not as large as that for the normal state. This is because the effect of binding between up and down spinons, i.e., the effect of singlet pair creation, is already included in Φ_{BCS} to some extent, as the one-body AFM state has some D-H binding effect for RHM.⁴⁶ Further energy reduction by \mathcal{P}_f is again negligible for small $|U|/t$'s and remains relatively small in magnitude for larger $|U|/t$'s, as compared with the energy reduction by \mathcal{P}_Q . The magnitude of energy reduction by \mathcal{P}_f is similarly small for $n = 0.25$ and 0.75.

Since we find that a short-range repulsive factor \mathcal{P}_f produces only negligible effects in all the cases we treat, we omit \mathcal{P}_f and use the form $\mathcal{P} = \mathcal{P}_Q \equiv \mathcal{P}_Q \mathcal{P}_G$ as the many-body factor in Ψ in the rest of this paper, unless otherwise specified.

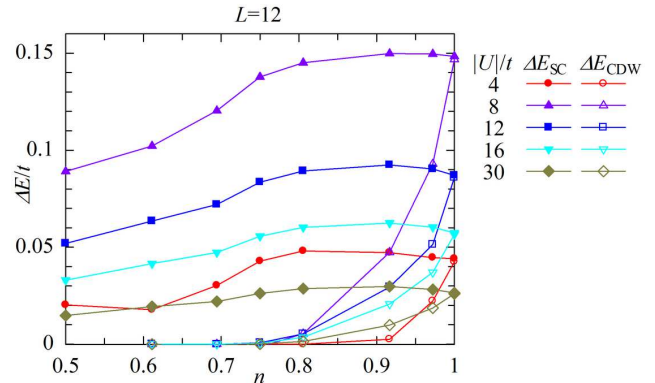


Fig. 1. (Color online) Particle-density dependences of the energy gains by Ψ_{SC} and Ψ_{CDW} are plotted for five values of $|U|/t$. For small $|U|/t$'s, the system size dependence (fluctuation) is large owing to the large coherence length.

Finally, we compare the energy gains using the SC and CDW states:

$$\Delta E_{SC} (\Delta E_{CDW}) = E_N - E_{SC} (E_{CDW}), \quad (19)$$

where E_N , E_{SC} , and E_{CDW} are the optimized energies per site for Ψ_N , Ψ_{SC} and Ψ_{CDW} , respectively. Figure 1 shows the n dependences of ΔE_{SC} and ΔE_{CDW} for large n 's. At half filling ($n = 1$), the SC and CDW states are degenerate, but this degeneracy is immediately lifted for $n < 1$. ΔE_{CDW} rapidly deteriorates and vanishes as n decreases, whereas ΔE_{SC} preserves appreciable values for high densities and gradually decays until $n = 0$ (not shown). This feature of ΔE coincides with what we discussed for the canonical transformation in §2.1.⁵

In the remainder of this section, we will concentrate on Ψ_N .

3.2 Spin-gap transition

In a previous VMC study using $\mathcal{P}_Q\Phi_F$,⁴¹ a transition was detected with systems up to $L = 12$ at $U = U_c \sim 9t$. However, this transition was misinterpreted as a continuous metal-insulator transition. In this subsection and the next, we study the features of this transition more carefully.

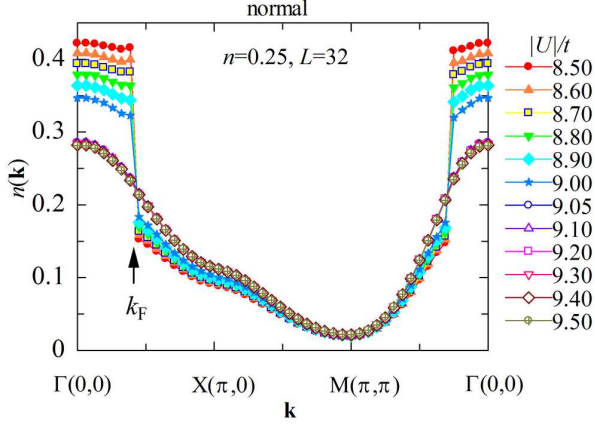


Fig. 2. (Color online) Momentum distribution function for some values of $|U|/t$ near transition point $|U_c|/t$ along path $(0, 0)-(\pi, 0)-(\pi, \pi)-(0, 0)$. The discontinuity at \mathbf{k}_F indicated by an arrow is used to estimate Z shown in Fig. 3.

First, we confirm the existence of a transition. In Fig. 2, we plot the momentum distribution function

$$n(\mathbf{k}) = \frac{1}{2} \sum_{\sigma} \langle c_{\mathbf{k}\sigma}^{\dagger} c_{\mathbf{k}\sigma} \rangle \quad (20)$$

for $|U|/t \sim 9$ and $n = 0.25$ ($L = 32$). For $|U|/t \leq 9.0$, $n(\mathbf{k})$ has discontinuities on the Γ -X and Γ -M segments, indicating that a Fermi surface exists and the state is a Fermi liquid. On the other hand, the discontinuity suddenly vanishes for $|U|/t \geq 9.05$, and $n(\mathbf{k})$ becomes a smooth function of \mathbf{k} . It follows a certain gap opens and the state becomes a non-Fermi liquid for $|U| > |U_c|$, with $9.0 < |U_c|/t < 9.05$ in this case. Through similar analyses, we found $|U_c|/t \sim 0.875$ (0.83) for $n = 0.195$ (0.121) for $L = 32$; $|U_c|/t$ tends to gradually decrease with n .⁵⁶ Thus, a transition from a Fermi liquid to a non-Fermi liquid certainly exists, as found in our previous study.⁴¹ According to similar analyses for $L = 24$ and 28 and $n \sim 0.25$, the system-size dependence of $|U_c|/t$ is very small at these values of L , but $|U_c|/t$ tends to increase slightly as L increases. Such a feature is analogous to those of the Mott transitions in RHM induced by D-H binding factors.^{43,44,47}

Next, we check the order of this transition. In Fig. 3, the quasiparticle renormalization factor Z is shown vs U/t ; Z is obtained using $Z = n(k_F - 0) - n(k_F + 0)$ on the Γ -X segment, where the values of $n(k)$ at $k \rightarrow k_F \pm 0$ are estimated using third-order least-squares fits of the data for $k < k_F$ and $k > k_F$, respectively. There exist clear discontinuities in Z at $U = U_c$. The optimized spinon-binding parameter μ plotted in the inset of Fig. 3 also exhibits a large jump at $U = U_c$. In fact, other physical quantities show a similar discontinuous behavior. Thus, we may safely conclude that this transition is not a continuous transition but a first-order phase transition. The reason why the previous study could not find the correct transition order is that the discontinuous behavior of $n(\mathbf{k})$

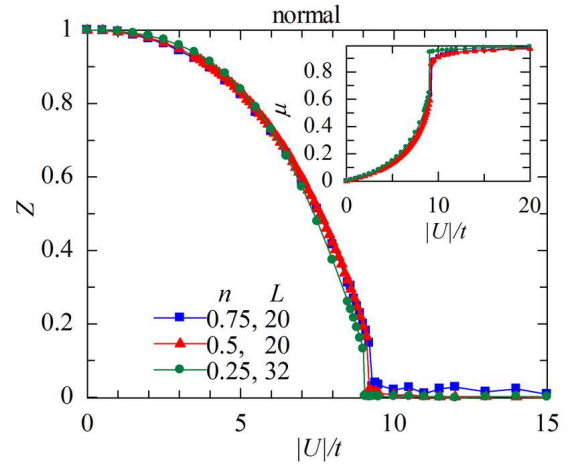


Fig. 3. (Color online) Quasiparticle renormalization factor as function of $|U|/t$ for three particle densities, estimated from discontinuities of $n(\mathbf{k})$ in Fig. 2 and other data. The inset shows the optimized spinon-binding parameter as a function of $|U|/t$ near $U = U_c$ for the same systems as that in the main panel.

manifests itself only for $L \geq 18$. The critical value $|U_c|/t$ only slightly depends on n .

Now, we consider the features of Ψ_N in the non-Fermi liquid regime $|U| > |U_c|$. As shown in the inset of Fig. 3, the spinon-binding parameter μ approaches unity, suggesting that almost all up and down spinons are paired as singlets. In discussing gap formation, the small- $|\mathbf{q}|$ behavior of the charge (density) and spin structure factors

$$N(\mathbf{q}) = \frac{1}{N} \sum_{j,l} e^{-i\mathbf{q}\cdot\mathbf{r}_l} \langle n_j n_{j+l} \rangle - n^2 \quad (21)$$

$$S(\mathbf{q}) = \frac{1}{N} \sum_{j,l} e^{-i\mathbf{q}\cdot\mathbf{r}_l} \langle S_j^z S_{j+l}^z \rangle \quad (22)$$

provide us with useful information. Assuming that the lowest excitation occurs at $\mathbf{q} = \mathbf{0}$, the energy gap in the spin sector between the ground state $|\Psi_0\rangle$ and the first excited state $|\Psi_{\mathbf{q}}\rangle$ is given by the single-mode approximation (SMA)⁵⁷ as

$$\begin{aligned} \Delta_S &= \frac{\langle \Psi_{\mathbf{q}} | (\mathcal{H} - E_0) | \Psi_{\mathbf{q}} \rangle}{\langle \Psi_{\mathbf{q}} | \Psi_{\mathbf{q}} \rangle} = \frac{\langle \Psi_0 | [S_{-\mathbf{q}}, [\mathcal{H}, S_{\mathbf{q}}]] | \Psi_0 \rangle}{\langle \Psi_{\mathbf{q}} | \Psi_{\mathbf{q}} \rangle} \\ &= -\frac{1}{8} \lim_{q \rightarrow 0} \frac{q^2}{S(\mathbf{q})} K \end{aligned} \quad (23)$$

where K denotes the kinetic energy, $|\Psi_{\mathbf{q}}\rangle = S_{\mathbf{q}} |\Psi_0\rangle$, and

$$S_{\mathbf{q}} = \frac{1}{\sqrt{N}} \sum_j e^{i\mathbf{q}\cdot\mathbf{r}_j} S_j^z. \quad (24)$$

From eq. (23), we find that Δ_S vanishes if $S(\mathbf{q}) \propto q$ for $q \rightarrow 0$, whereas Δ_S becomes finite, if $S(\mathbf{q}) \propto q^2$ for $q \rightarrow 0$. The charge (density) gap Δ_N can be similarly treated.

In Fig. 4, we show $S(\mathbf{q})$ and $N(\mathbf{q})$ for some values of $|U|/t$ near $U = U_c$. In the vicinity of $\mathbf{q} = \mathbf{0}$, as $|U|/t$ increases, $S(\mathbf{q})$ abruptly changes its behavior from linear to quadratic at $U = U_c$, as shown in the inset of Fig. 4(b). Thus, it is very likely that the spin gap is generated in the non-Fermi liquid regime. In Fig. 5, we plot the spin gap estimated using eq. (23) for the segment of $(0, 0)-(\pi, 0)$ of $S(\mathbf{q})$; the magni-

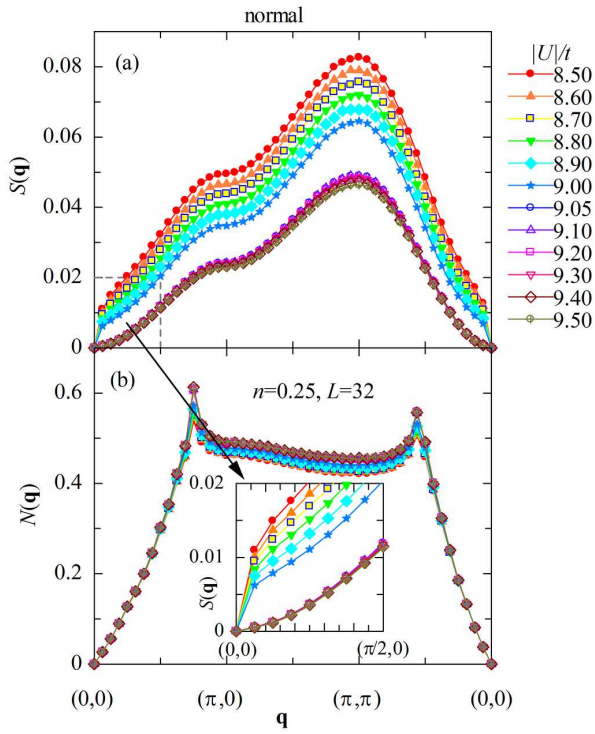


Fig. 4. (Color online) (a) Spin and (b) charge (density) structure factors along path $(0,0)-(\pi,0)-(\pi,\pi)-(0,0)$ for some values of $|U|/t$ near $|U_c|/t$ ($9.0 < |U_c|/t < 9.05$). The inset in (b) is a magnification of $S(\mathbf{q})$ near $\mathbf{q} \sim \mathbf{0}$ on the segment $(0,0)-(\pi,0)$. The tendency is the same for other values of n .

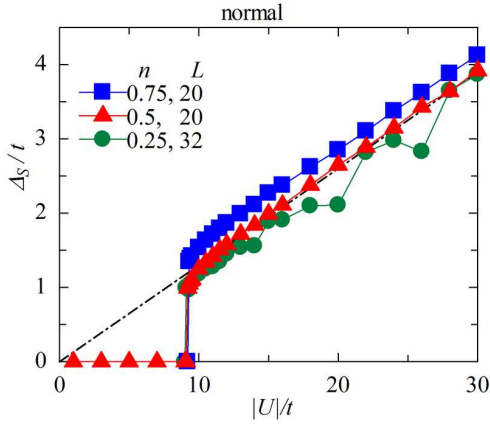


Fig. 5. (Color online) Spin gaps estimated by single-mode approximation for three particle densities as functions of $|U|/t$. The dash-dotted line is a visual guide for $n = 0.5$. The spin-gap transition occurs at $|U_c|/t \sim 9$.

tude of Δ_S is proportional to $|U|$ ($\Delta_S \sim 0.13|U|$ for $n = 0.5$), and depends on n only weakly. In contrast, the behavior of $N(\mathbf{q})$ shown in Fig. 4(b) is almost unchanged including the $2k_F$ anomaly, if $|U|/t$ varies, and remains linear in q for $q \rightarrow 0$ for $|U| > |U_c|$. Thus, low-energy properties with respect to the charge degree of freedom are unlikely to be affected by this transition; regarding the charge excitation, Ψ_N remains gapless and conductivity is preserved in the spin-gapped regime. This may be the first realization of a conductive spin-gapped normal state in the variation theory.

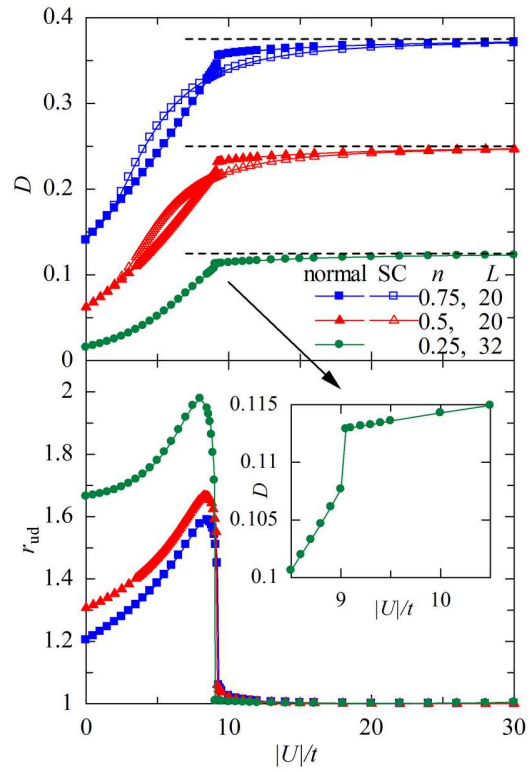


Fig. 6. (Color online) (a) Doublon density as function of $|U|/t$ for Ψ_N and Ψ_{SC} . The dashed lines indicate the maximum D , i.e., $n/2$. The inset in (b) shows the magnification of $D(\Psi_N)$ for $n = 0.25$ near the transition point, at which D displays a small jump. (b) Average distances from up spinon to its nearest down spinon for three particle densities as functions of $|U|/t$.

3.3 Picture of transition and spin-gapped state

To deepen our understanding of the above spin-gap transition, let us look at some other quantities. Figure 6(a) shows the doublon density

$$D = \frac{1}{N_s} \sum_j \langle b_j^\dagger b_j \rangle. \quad (25)$$

As $|U|/t$ increases, D increases in the Fermi-liquid state owing to the attractive correlation of \mathcal{P}_G , but it reaches almost its full value ($n/2$) at $U = U_c$. The main panel of Fig. 6(b) shows the average distance from an up (down) spinon to its nearest down (up) spinon r_{ud} . Here, we measure distance r by the stepwise (so-called Manhattan) metric. As $|U|/t$ increases in a small- $|U|/t$ regime, r_{ud} increases because the densities of up and down spinons decrease owing to doublon formation, and the binding correlation of \mathcal{P}_Q is still weak, as in the inset of Fig. 3. However, r_{ud} abruptly drops when U approaches U_c , and converges to unity for $|U| > |U_c|$, because an up spinon and a down spinon are tightly bound within NN sites ($\mu \rightarrow 1$). Consequently, for $|U| > |U_c|$, almost all particles form onsite pairs, and even if a doublon resolves into spinons, they remain an adjacent pair and do not itinerate as isolated spinons.

Thus, we notice that this spin-gap transition can be understood in parallel with a recently proposed picture of Mott transitions owing to the D-H binding.^{43,44} Here, we postulate that antiparallel spinon pairs with a pair domain of size ξ_{ud} are created by the attractive correlation of \mathcal{P}_Q . We can appropriately define this binding length ξ_{ud} and also the minimum distance

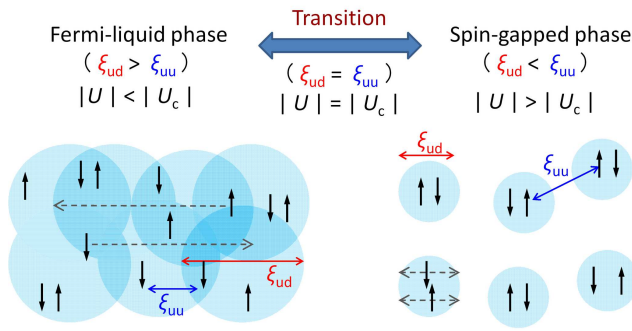


Fig. 7. (Color online) Illustration of mechanism of spin-gap transition. The up and down arrows denote up and down spinons, respectively. Typical configurations are shown for the two phases. Although in each pair domain drawn with a pale circle, at least one up spinon and one down spinon must exist, excess spinons can still move around independently, slipping out of their original domain, as indicated by the long dashed arrows in the Fermi-liquid phase. In the spin-gapped phase, a spinon cannot itinerate independently of the partner spinon out of the pair domain.

from a spinon to its nearest parallel spinon ξ_{uu} as

$$\xi_{ud} = r_{ud} + \sigma_{ud}, \quad (26)$$

$$\xi_{uu} = r_{uu} - \sigma_{uu}, \quad (27)$$

where r_{uu} is the average distance from an up (down) spinon to its nearest up (down) spinon, and σ_{ud} and σ_{uu} are the standard deviations of r_{ud} and r_{uu} , respectively. In the spin-gapped phase, the relation $\xi_{ud} < \xi_{uu}$ holds, indicating that the domains of pairs do not usually overlap, at least, not in sequence. Consequently, almost all pairs are isolated and an up spinon and a down spinon are confined within ξ_{ud} , resulting in singlet pairs of small lengths with finite excitation gaps. In contrast, in the Fermi-liquid phase, ξ_{ud} becomes longer than ξ_{uu} , indicating that the domains of spinon pairs overlap with one another. Then, an up spinon in a pair can exchange a partner down spinon with a down spinon in an adjacent pair. As a result, an up spinon and a down spinon can move independently by exchanging their partner, as shown in long arrows in Fig. 7, and definite singlet pairs cannot be specified. Thus, as $|U|/t$ is varied, a spin-gap transition takes place when ξ_{ud} becomes equivalent to ξ_{uu} , which is expected to be a monotonically increasing function of $|U|/t$.

Figure 8 shows ξ_{ud} and ξ_{uu} estimated from the VMC results as functions of $|U|/t$ for three particle densities. As expected from Fig. 6(b), ξ_{ud} abruptly drops at $U = U_c$, whereas ξ_{uu} monotonically increases as $|U|/t$ increases with a small jump at the transition point. As a result, ξ_{ud} and ξ_{uu} intersect each other at $U = U_c$ for any n . Thus, the scheme illustrated in Fig. 7 is justified to some extent.

Finally, we discuss the itinerancy of particles. To this end, it is convenient to decompose the kinetic energy E_{kin} into two parts ($E_{kin} = E_1 + E_2$), namely, the contribution of the hopping processes that do not (do) change the number of doublons E_1 (E_2),⁵⁸ as shown in the lower part of Fig. 9. In the main panel of Fig. 9, E_1 , E_2 , and E_{kin} are depicted as functions of $|U|/t$. For $|U| < |U_c|$, both E_1 and E_2 contribute to E_{kin} because isolated spinons are independently mobile, whereas in the spin-gapped phase, E_1 almost vanishes ($E_{kin} \sim E_2$) for any particle density. In this case, the independent motion of a spinon not accompanied by an antiparallel spinon is strongly suppressed.

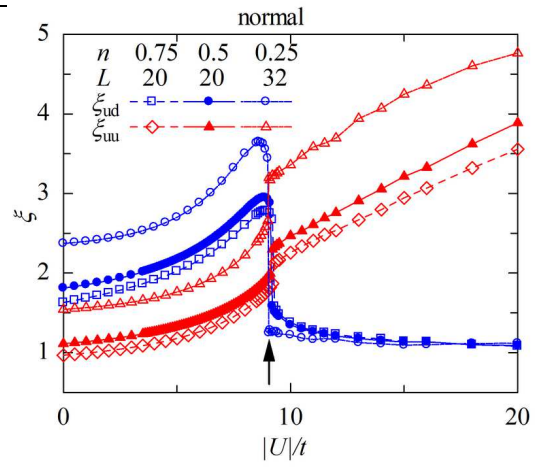


Fig. 8. (Color online) The binding length of up and down spinon pairs, ξ_{ud} , and the minimum distance between spinon pairs, ξ_{uu} , defined by eqs. (26) and (27), respectively, are plotted as functions of U/t for three densities. An arrow indicates the spin-gap transition point, the n dependence of which is small.

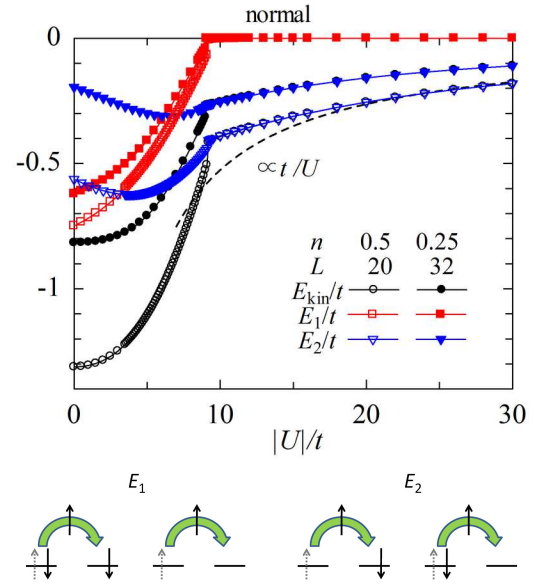


Fig. 9. (Color online) In the main panel, the kinetic energy E_{kin} and its components E_1 and E_2 are depicted as functions of correlation strength for two particle densities. E_1 (E_2) is the contribution of hopping processes that do not (do) change D , as shown in the illustration in the lower part. The dashed line for E_2/t is a guide proportional to $-t/|U|$ ($|U| > |U_c|$).

On the other hand, the contribution of the dissociation of a doublon into a spinon pair and their reunion, E_2 , remains appreciable and is proportional to $-t^2/|U|$ for large $|U|/t$'s. This point is in sharp contrast to a feature of the Brinkman-Rice transition³⁴ derived using the Gutzwiller approximation;³² in this case, the motion of particles is completely prohibited for $|U| > |U_{BR}| = 8|E(U = 0)|$,³¹ so that the state becomes insulating, and a charge (Mott) gap opens.

The above feature of $E_1 = 0$ ($|U| > |U_c|$) for any n is distinct from that of the D-H binding state for strongly correlated RHM, where E_1 is n -dependent ($\propto 1 - n$) near half filling.⁵³ Thus, in doped Mott insulators in RHM, doped holes or particles play a role of carriers, and bound D-H pairs are localized and not involved in conduction. On the other hand, in AHM, the motion of a doublon, which is composed of two single

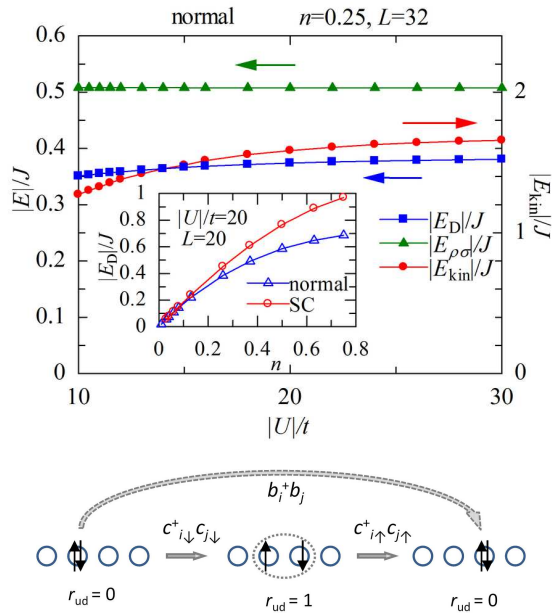


Fig. 10. (Color online) In the main panel, kinetic energy and two elements of $\langle \mathcal{H}_{\text{eff}} \rangle$ [eqs. (28) and (29)] normalized by $J = 2t^2/U$ are plotted in the BEC regime as functions of $|U|/t$. Illustrated in the lower part is the relation between a single hopping process in \mathcal{H} and a doublon hopping process in \mathcal{H}_{eff} . The inset, discussed in §4.1, shows a comparison of the doublon hopping E_D between the normal and SC states as a function of particle density.

particle-hopping processes as shown at the bottom of Fig. 10, contributes to the kinetic energy. To check this, we calculate the doublon hopping and diagonal terms in eq. (10), namely,

$$\frac{E_D}{J} = \frac{1}{N_s} \sum_{j,\tau} \langle b_{j+\tau}^\dagger b_j \rangle, \quad (28)$$

$$\frac{E_{\rho\sigma}}{J} = \frac{1}{N_s} \sum_{j,\tau} \langle \rho_{j+\tau} \rho_j + \sigma_{j+\tau} \sigma_j \rangle, \quad (29)$$

with $J = 2t^2/|U|$, in the original Hilbert space of eq. (1). In the main panel of Fig. 10, we compare them with the single hopping contribution ($E_{\text{kin}} \sim E_2$) for large $|U|/t$'s. In addition to the large constant contribution of $E_{\rho\sigma}/J$, the doublon hopping (E_D) has an appreciable magnitude, indicating the possibility of transport. Thus, the normal state Ψ_N is conductive for any values of $|U|/t$ and $n (\neq 1)$.⁵⁹

4. Crossover of Superconducting Properties

In §4.1, we discuss the BCS-BEC crossover in the light of energy gain in the SC transition and of chemical potential, and show that the SC transition in the BEC regime is induced by the kinetic-energy gain. In §4.2, we discuss quantities that characterize the BCS and BEC regimes. In §4.3, we roughly estimate the coherence length and interpair distance, thereby giving an intuitive picture of the crossover.

4.1 Energy gain and kinetic-energy-driven transition

First, we discuss the BCS-BEC crossover from the point of view of the energy difference per site between the normal (Ψ_N) and SC (Ψ_{SC}) states $\Delta E (\geq 0)$ defined in eq. (19). In Fig. 11(a), the $|U|/t$ dependence of $\Delta E/t$ is shown; $\Delta E/t$ increases as $\sim \exp(-t/U)$ corresponding to the BCS theory for small $|U|/t$'s, reaches a maximum at $|U| = |U_{\text{co}}| \sim 8.7t$, and

then decreases for $|U| > |U_{\text{co}}|$ as $\sim t/|U|$. As we will see later, various properties of SC actually exhibit qualitative changes at approximately this $|U_{\text{co}}|/t$ from a BCS type to a BEC type. Note that normal-state properties are deeply involved in the crossover;⁶⁰ $|U_{\text{co}}|/t$ is affected by the spin-gap transition point $|U_c|/t$ in Ψ_N , where E_N exhibits a cusp, resulting in $U_{\text{co}} \sim U_c$. Recall that the normal state Ψ_N , underlying Ψ_{SC} , is a Fermi liquid for $|U| < |U_c|$, but Ψ_N becomes a spin-gapped state in the absence of a Fermi surface, as shown in Fig. 2 for $|U|/t \geq 9.05$. Namely, for $|U| > |U_c|$, a SC transition cannot be interpreted by the instability of the Fermi surface against an attractive interaction. In this relation, ΔE means the condensation energy for $|U|/t \sim 0$ according to the BCS theory, but ΔE probably deviates from the condensation energy observed experimentally for $|U| \gtrsim |U_{\text{co}}|$, as in the case of high- T_c cuprates.⁵³

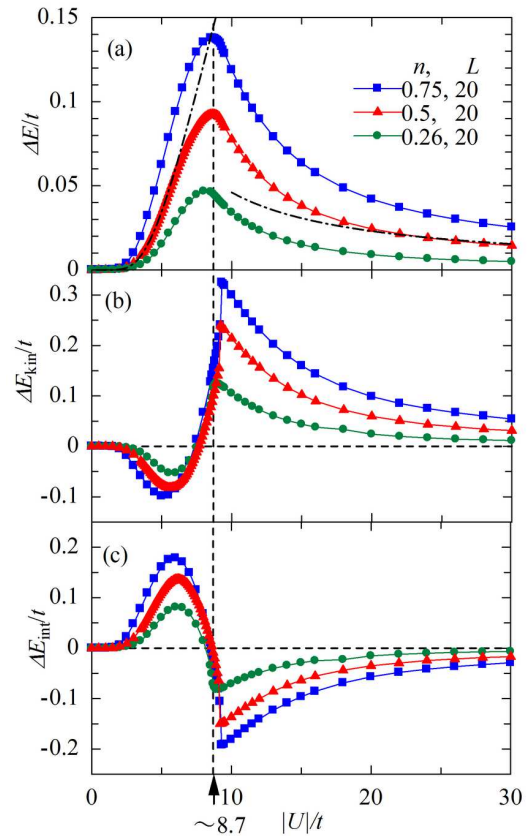


Fig. 11. (Color online) (a) Energy differences between normal and SC states as functions of $|U|/t$ for three particle densities. The maximum point is $|U_{\text{co}}|/t \sim 8.7$ for these n 's, as indicated by a dashed line. The dash-dotted lines for $n = 0.5$ are visual guides for the two limit $|U|/t \rightarrow 0$ [$\propto \exp(-at/|U|)$] and $\rightarrow \infty$ [$\propto \beta t/|U|$] with α and β being constants. The kinetic and interaction components of ΔE are drawn in (b) and (c), respectively.

It is important to analyze ΔE into the kinetic part ΔE_{kin} and the interaction part ΔE_{int} ($\Delta E = \Delta E_{\text{kin}} + \Delta E_{\text{int}}$). In the BCS theory, a SC transition is induced by lowering E_{int} at the cost of smaller loss in E_{kin} . On the other hand, it is known in a large- U/t regime of RHM that a SC transition occurs by reducing E_{kin} with a loss in E_{int} .^{46,53} In the latter case, the low-frequency sum rule of optical conductivity $\sigma_1(\omega)$ ⁶¹ should be broken, namely, high-frequency excitations in $\sigma_1(\omega)$ arise, because the sum of $\sigma_1(\omega)$ is proportional to $-E_{\text{kin}}$ ⁶² on a

square lattice. In Figs. 11(b) and 11(c), we show ΔE_{kin} and ΔE_{int} , respectively, for AHM. For $|U| \lesssim |U_{\text{co}}|$, E_{int} (E_{kin}) has a gain (loss) by the SC transition in accordance with the BCS theory. Meanwhile, for $|U| \gtrsim |U_{\text{co}}|$, the situation is reverse; the SC transition is driven by a gain in kinetic energy. Correspondingly, the hopping of doublons (carriers) $|E_{\text{D}}|$ becomes more enhanced in Ψ_{SC} than in Ψ_{N} in the BEC regime, as shown in the inset of Fig. 10. Kinetic-energy-driven (SC or magnetic) transitions may be rather general in strongly correlated systems.^{46,53,63} As mentioned previously, this reversal of driven force will be experimentally found if $\sigma_1(\omega)$ is accurately measured in cold-atom systems. In fact, similar results were reached for AHM in infinite dimensions by DMFT.^{26,64}

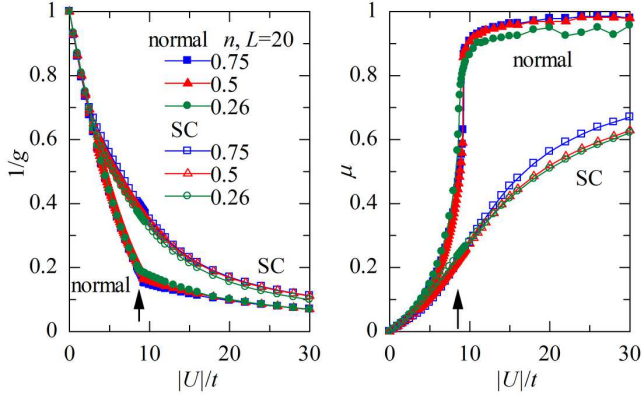


Fig. 12. (Color online) Optimized variational parameters, (a) Gutzwiller (onsite) factor g , and (b) NN antiparallel-spinon factor μ for Ψ_{N} and Ψ_{SC} are shown as functions of $|U|/t$. The symbols are common in (a) and (b). The arrows indicate the spin-gap transition points in Ψ_{N} .

Let us consider this SC transition in the light of the variational parameters. At the level of one-body wave function, Φ_{BCS} improves the energy over Φ_{F} by creating onsite Cooper pairs through the pair potential Δ_{P} (Fig. 21), in accordance with the BCS theory. Therefore, in the BCS regime, the number of doublons is expected to be more in the SC state than in the normal state. This is actually shown in Fig. 6(a). Since the increase in D hinders the motion of particles, the kinetic energy is suppressed in the SC state, as in Fig. 11(b). As $|U|$ increases, however, D of Ψ_{N} increases more rapidly and surpasses that of Ψ_{SC} at $|U_{\text{co}}|$. This reversal is brought about mainly by the correlation factor \mathcal{P} . In Fig. 12, we compare the optimized parameters in \mathcal{P} between the normal and SC states. The onsite attractive factor g is certainly larger in Ψ_{N} , especially near $U = U_{\text{co}}$. The antiparallel-spinon binding factor μ mainly works for the suppression of overgrown D by g in the BEC regime in order to gain E_{kin} .

In a one-body framework, when the chemical potential (ζ) is situated in an energy band, low-energy excitation in the SC phase is described by Bogoliubov's quasiparticles, whereas when ζ becomes lower than the band bottom ε_{L} , the statistics of the system becomes bosonic. Thus, the BCS-BEC crossover point is roughly estimated using $\zeta = \varepsilon_{\text{L}}$. We estimate ζ for Ψ_{SC} from $\zeta = \partial E_{\text{SC}} / \partial n$ (strictly finite differences). Within statistical error, E_{SC} is almost a linear function of n for $0.5 < n < 1.0$, so that the ζ obtained in this range becomes independent of n . In Fig. 13, we plot the thus-estimated ζ as a function of $|U|/t$ with the value at half filling i.e., $\zeta = U/2t$. ζ

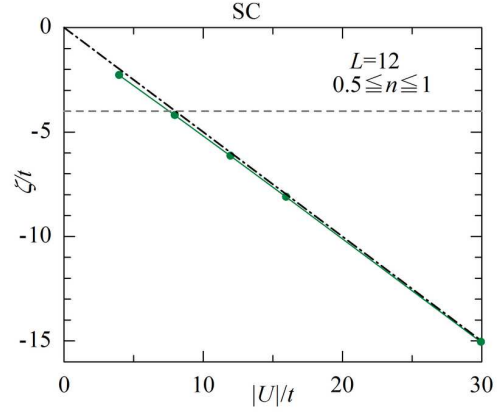


Fig. 13. (Color online) The chemical potential estimated from E/t at higher particle densities ($0.5 \leq n \leq 1.0$) is shown by dots as a function of $|U|/t$. The dash-dotted line denotes the value at half filling: $\zeta = U/2$. The dashed line indicates the band bottom $\varepsilon_{\text{L}} (-4t)$.

reaches the band bottom $\varepsilon_{\text{L}} = -4t$ at $|U|/t \sim 7.9$. The behavior of ζ here is consistent with those obtained by DMFT.^{23,24}

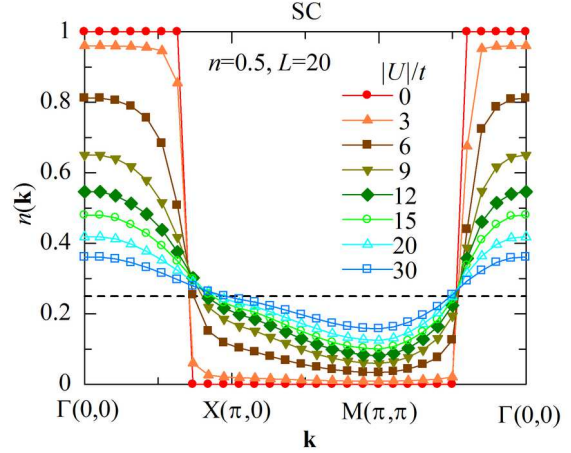


Fig. 14. (Color online) Evolution of momentum distribution function for Ψ_{SC} as $|U|/t$ varies. The dashed line indicates $|U|/t = \infty$.

Finally, let us look at the momentum distribution function for Ψ_{SC} (Fig. 14). As $|U|/t$ increases, a step-function form of $|U|/t = 0$ changes to a BCS type ($v_{\mathbf{k}}^2$) for small $|U|/t$ and is then smoothly modified through $|U_{\text{co}}|/t$ to a constant in the BEC limit ($|U|/t = \infty$). Such evolution of $n(\mathbf{k})$ has already been observed in an experiment on an ultracold gas in a trap,⁶⁵ we hope for similar experiments on optical lattices.

4.2 Pair correlation function and helicity modulus

As mentioned in §1, a previous study of Toschi *et al.*²⁶ using DMFT argued that appropriate quantities that trace the strength of SC (T_{c}) in the BCS and BEC regimes are the gap $\Delta_{\text{SC}} \sim \langle c_{\uparrow}^{\dagger} c_{\downarrow}^{\dagger} \rangle$ and the superfluid stiffness D_{s} , respectively. Δ_{SC} indicates the cost of creating a Cooper pair, while D_{s} characterizes the cost of realizing phase coherence. In this subsection, we start with the quantities corresponding to Δ_{SC} and D_{s} .

As an appropriate index of off-diagonal-long-range order (ODLRO) in the present scheme, we consider a SC correlation

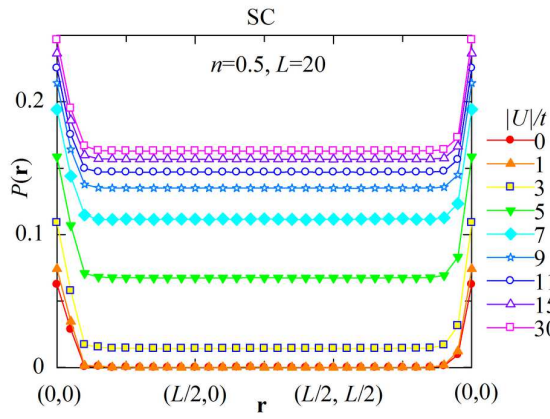


Fig. 15. (Color online) The onsite superconducting correlation function is drawn along a path of \mathbf{r}_ℓ , $(0,0)$ - $(L/2,0)$ - $(L/2,L/2)$ - $(0,0)$, for various values of $|U|/t$. For other values of n and L , the behavior is basically the same.

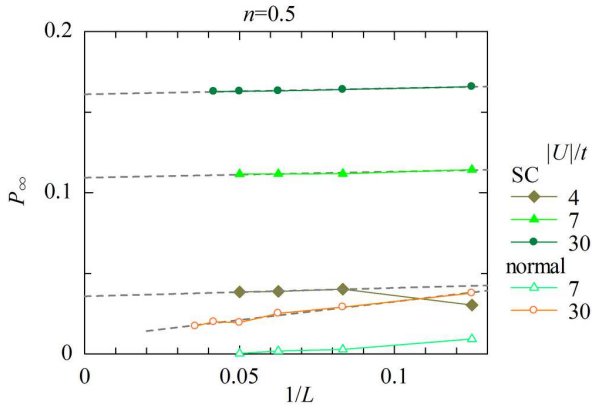


Fig. 16. (Color online) System size dependence of P_∞ for three values of $|U|/t$ at $n = 0.5$. In the cases of L not satisfying the closed-shell condition at $n = 0.5$, we adopt the average of $n = 0.5 \pm \delta$ with the smallest δ satisfying the condition. As visual guides, we show the first-order least-squares fits for $L \rightarrow \infty$ with dashed lines. Solid (open) symbols represent the data of Ψ_{SC} (Ψ_{N}). Ψ_{N} is bound to vanish for $L \rightarrow \infty$.

function of onsite pairing,⁶⁶ defined as

$$P(\mathbf{r}_\ell) = \frac{1}{N_s} \sum_j \langle b_j^\dagger b_{j+\ell} \rangle. \quad (30)$$

The magnitude of ODLRO is given by the long-distance value of $P(\mathbf{r}_\ell)$, i.e., $P_\infty = \lim_{|\mathbf{r}_\ell| \rightarrow \infty} P(\mathbf{r}_\ell) \sim \Delta_{\text{SC}}^2$. In the present VMC calculations with finite systems, we must check the \mathbf{r}_ℓ dependence of $P(\mathbf{r}_\ell)$. In Fig. 15, we plot $P(\mathbf{r}_\ell)$ for various $|U|/t$'s along a typical path on the lattice. Since $P(\mathbf{r})$ is substantially constant for $|\mathbf{r}| \geq 2$ for any value of $|U|/t$, consistently with a QMC study,⁶⁷ it is appropriate to put $P(\mathbf{r})$ with the most distant $\mathbf{r} = (L/2, L/2)$ at P_∞ , and check its system-size dependence. In Fig. 16, we plot the thus-estimated P_∞ as a function of $1/L$ for three values of $|U|/t$. In the SC state, the system-size dependence of P_∞ is very weak for any $|U|/t$, and fitted well by a first-order least-squares method. Thus, we may discuss P_∞ with a finite but large L . Figure 17 shows the $|U|/t$ dependence of P_∞ for $L = 20$. In the BCS regime ($|U| \lesssim |U_{\text{co}}|$), P_∞ increases as $\sim \exp(-t/U)$ as $|U|/t$ increases, as predicted by the BCS theory. In this regime, the optimized Δ_{P} is considered to approximate the gap, as will be argued; we confirmed

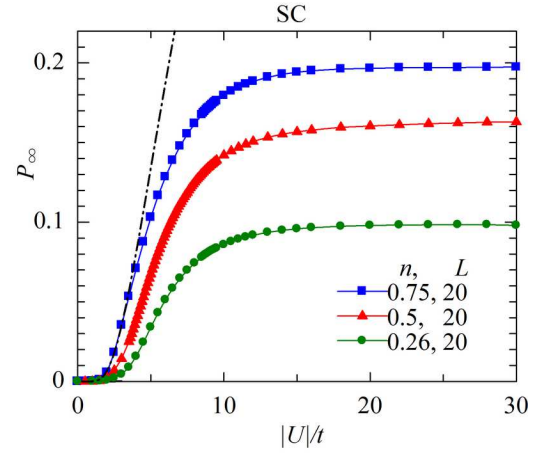


Fig. 17. (Color online) Onsite superconducting correlation function of Ψ_{SC} plotted as a function of $|U|/t$ for three particle densities and $L = 20$. The dash-dotted line is a visual guide of $\propto \exp(-t/|U|)$ for $n = 0.75$.

using the data shown in Fig. 21 that the relation $P_\infty \sim \Delta_{\text{P}}^2$ holds. On the other hand, in the BEC regime, P_∞ tends to converge at a finite value as $|U|/t$ increases, in accordance with the result of Δ_{SC} obtained using DMFT.^{23,24} Thus, the behavior of P_∞ or Δ_{SC} in this regime does not coincide with the behavior of T_c , $\sim t^2/|U|$, which was naturally expected⁴ and actually obtained by DMFT.^{21,25,26}

Incidentally, a similar SC correlation function with the NN $d_{x^2-y^2}$ -wave pairing P_d^∞ has been calculated for RHM in 2D by VMC with the same class of trial functions.⁵³ In the strongly correlated regime (typically $U/t = 12$), where the cuprates are considered to be properly described, P_d^∞ behaves as the so-called dome shape as a function of doping rate $\delta (= 1 - n)$. This dome shape closely agrees with the δ dependence of T_c experimentally observed for the cuprates. If the framework of BSC-BEC crossover as a function of δ is applicable to this case, P_d^∞ decreases and scales with T_c as the parameter approaches the BEC limit ($\delta \rightarrow 0$). Consequently, the behavior of P_d^∞ in RHM does not fully correspond to that of P_∞ in this study.

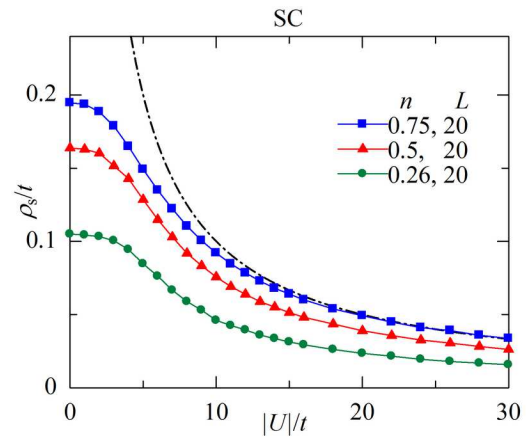


Fig. 18. (Color online) Helicity modulus as a function of $|U|/t$ for three particle densities. The dash-dotted line indicates a visual guide of $\propto -t/|U|$ for $n = 0.75$.

Now, we turn to the helicity modulus ρ_s , which is related to

superfluid stiffness D_s with $\rho_s = D_s/4\pi e^2$. In the SC state, D_s is equivalent to the strength of the delta-function component at $\omega = 0$ in the optical conductivity $\sigma_1(\omega)$ ⁶⁸ and represents the superfluid weight. We calculate ρ_s as the coefficient of the quadratic term in the increment in energy when the phase of order parameter Δ_j is twisted by \mathbf{q} as $\Delta_j = |\Delta|e^{i\mathbf{q}\cdot\mathbf{r}_j}$.⁶⁹

$$E(\mathbf{q}) - E(0) = 2\rho_s \mathbf{q}^2 + \mathcal{O}(\mathbf{q}^4), \quad (31)$$

following the prescription of Denteneer *et al.*⁷⁰ In Fig. 18, the $|U|/t$ dependence of the ρ_s thus obtained is plotted for three particle densities. The resultant ρ_s here is almost independent of the \mathbf{q} used ($|\mathbf{q}| \sim 0.1$), and the system size dependence is negligible within the symbols between $L = 12$ and 20. Regardless of n , ρ_s is a monotonically decreasing function of $|U|/t$. The behavior in the BCS regime is distinct from that of $T_c \sim \exp(-t/|U|)$, but ρ_s scales with $T_c \sim t^2/|U|$ in the BEC regime, indicating the strength of SC in the BEC regime is determined not by the cost of creating a pair but by the cost of realizing phase coherence. The present result of ρ_s is consistent with the previous results obtained by a VMC method with $\mathcal{P}_G\Phi_{\text{BCS}}$,⁷⁰ QMC,²⁰ and DMFT.^{23,24,26}

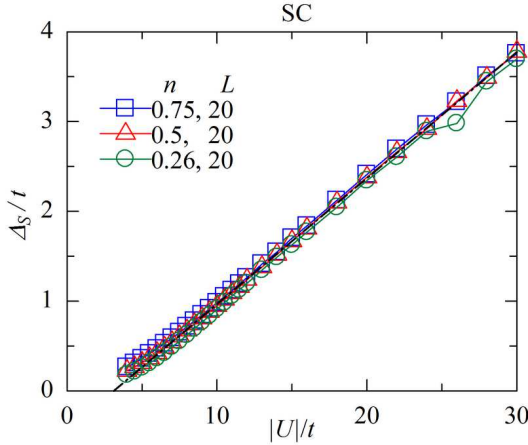


Fig. 19. (Color online) Spin gap of SC state estimated similarly to that in Fig. 5 by single-mode approximation. The dash-dotted straight line indicates an extrapolation from large- $|U|/t$ values for $n = 0.5$.

In the remainder of this subsection, we discuss some quantities related to $P(\mathbf{r})$ and ρ_s . First, we take up the small- $|\mathbf{q}|$ behavior of spin and charge structure factors, eqs. (21) and (22). Like for the normal state, $N(\mathbf{q}) \propto |\mathbf{q}|$ for $|\mathbf{q}| \rightarrow 0$ for any $|U|/t$, showing that Ψ_{SC} is conductive in particle density. On the other hand, $S(\mathbf{q}) \propto |\mathbf{q}|^2$ for any $|U|/t (> 0)$ in contrast to the case of Ψ_{N} , indicating that a spin gap opens owing to pair formation. We estimate the spin gap Δ_S for Ψ_{SC} using SMA [eq. (23)], and show the $|U|/t$ dependence in Fig. 19. Although we do not display the data for small $|U|/t$'s owing to the relatively large errors due to the use of a finite system ($L = 20$), Δ_S seems to be proportional to $\exp(-at/|U|)$ for small $|U|/t$'s. On the other hand, Δ_S is proportional to $|U|/t$, and has a magnitude similar to that of Ψ_{N} . Δ_S is almost independent of n . Thus, Δ_S is a quantity that scales with T_c in the BCS regime.

Next, let us consider the condensate fraction ρ_0 . We may regard b_j^\dagger as a creation operator of a hard-core spinless boson

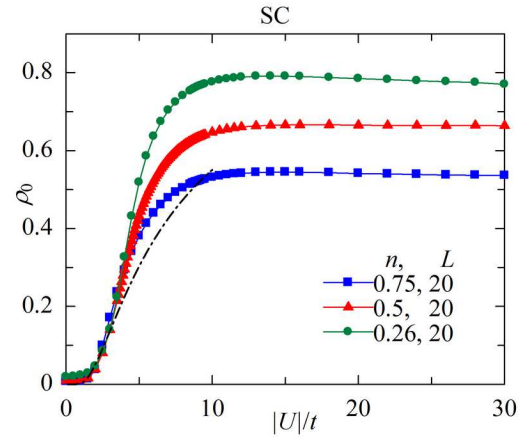


Fig. 20. (Color online) Condensate fractions of hard core bosons (or doublons) for three particle densities as functions of $|U|/t$. The dash-dotted line is a visual guide of $\propto \exp(-t/U)$ for $n=0.26$.

at the site j ; b_j^\dagger satisfies the Bose commutation relation except for the same site. Following Bose systems,⁴⁴ we define a quantity corresponding to the condensate fraction or the $\mathbf{k} = \mathbf{0}$ element of momentum distribution function $n_D(\mathbf{k})$ for b_j^\dagger :

$$\rho_0 = \frac{1}{D} n_D(\mathbf{0}) = \frac{1}{DN_s} \sum_{j,\ell} \langle b_j^\dagger b_{j+\ell} \rangle. \quad (32)$$

In Fig. 20, the $|U|/t$ dependence of ρ_0 is depicted for three particle densities. The behavior of ρ_0 for small $|U|/t$'s is $\rho_0 \sim \exp(-t/|U|)$ and has a meaning similar to P_∞ . In the BEC regime ($|U| > |U_{\text{co}}|$), ρ_0 is almost constant, indicating that a picture of hard-core bosons is justified in the entire regime of BEC. The suppression of ρ_0 with increasing n is primarily because a high density enhances the effect of onsite interaction.

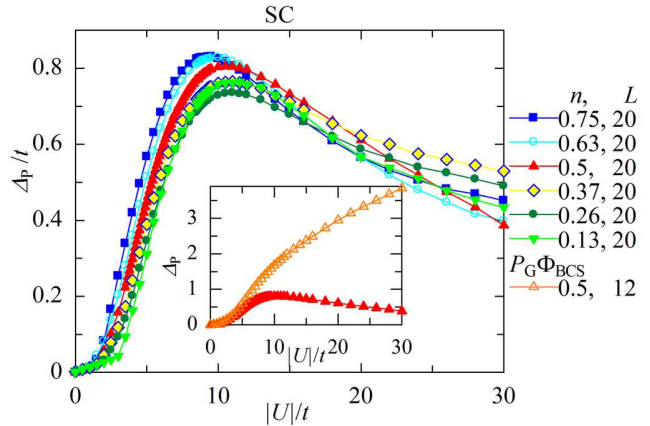


Fig. 21. (Color online) Optimized gap parameter Δ_P for several n 's as function of $|U|/t$. The dash-dotted line is a visual guide of $\propto \exp(-t/|U|)$. The inset shows a comparison of the optimized values of Δ_P between $\mathcal{P}_Q\mathcal{P}_G\Phi_{\text{BCS}}$ and $\mathcal{P}_G\Phi_{\text{BCS}}$ for $n = 0.5$.

Finally, we consider the pairing gap parameter Δ_P given in eq. (16). In Fig. 21, we show the $|U|/t$ dependence of the optimized Δ_P . For $|U| < |U_{\text{co}}|$, it is natural that Δ_P represents the SC gap of $\propto \exp(-t/|U|)$, as expected from the BCS theory. In the BCS theory, Δ_{SC} should continue to linearly increase like Δ_S in Fig. 19. However, the Δ_P of Ψ_{SC} exhibits a peak

at $U \sim U_{co}$, and then decreases as $|U|/t$ increases, similarly to ΔE [Fig. 11(a)]. In the BEC regime, it is probable that Δ_P obeys $\propto 2t^2/|U| = J$, because J is the sole energy scale for $|U|/t \rightarrow \infty$, according to eq. (10). It seems that ΔE and Δ_P scale T_c in AHM.

In the inset of Fig. 21, we compare the optimized Δ_P 's between Ψ_{SC} and $\mathcal{P}_G\Phi_{BCS}$. Although the two Δ_P 's behave similarly in the BCS regime, the Δ_P of $\mathcal{P}_G\Phi_{BCS}$ monotonically increases unlike the Δ_P of Ψ_{SC} in the BEC regime. It follows that the binding correlation between antiparallel spinons is also significant for Ψ_{SC} , especially in the BEC regime.

In variational theories with $d_{x^2-y^2}$ -wave SC states for cuprates, the $d_{x^2-y^2}$ -wave gap parameter Δ_d , corresponding to Δ_P here, is considered to represent a singlet-pairing gap (not necessarily SC gap).^{54,55} The optimized Δ_d monotonically increases as the doping rate, the relevant parameter of the crossover, approaches the BEC limit ($\delta \rightarrow 0$), in contrast to T_c .⁵³⁻⁵⁵ The behavior of Δ_P here is distinct from that of Δ_d . Again, we should be careful to consider the cuprate in the point of view of the BCS-BEC crossover.

4.3 Coherence length and intuitive picture

The BCS-BEC crossover has been typically explained by whether or not a domain of a Cooper pair overlaps with a domain of another pair, as in Fig. 7. To discuss this more quantitatively, we need to estimate a pair size ξ_{pair} corresponding to the coherence length and a distance between Cooper pairs $\tilde{\xi}_{uu}$. As for ξ_{pair} , it is reasonable to refer to the BCS expression of Pippard's coherence length,

$$\xi_0 = \frac{\hbar v_F}{\pi|\Delta_{SC}|}, \quad (33)$$

in the BCS regime. In the present study, v_F is a constant for any $|U|/t$, because the renormalization of k_F by $|U|/t$ is not introduced. Thus, we assume $\xi_{pair} = \alpha/\Delta_P$, where α is a constant determined so that ξ_{pair} can be smoothly connected to the form on the BEC side. In the BEC regime, eq. (33) does not work, because v_F cannot be defined. Thus, following eq. (26), we naively assume $\xi_{pair} = \tilde{\xi}_{ud} = \tilde{r}_{ud} + \tilde{\sigma}_{ud}$, where \tilde{r}_{ud} and $\tilde{\sigma}_{ud}$ denote the average distance between a spin (not necessarily of a spinon) and its nearest antiparallel spin and the standard deviation of \tilde{r}_{ud} , respectively. Note that \tilde{r}_{ud} ($\tilde{\sigma}_{ud}$) is different from r_{ud} (σ_{ud}) in eq. (26) in that spins that constitute doublons are taken into account. Similarly, following eq. (27), we estimate an interpair distance as the average minimum distance between a spin and its nearest parallel spin, $\tilde{\xi}_{uu} = \tilde{r}_{uu} - \tilde{\sigma}_{uu}$.

In Fig. 22, the $|U|/t$ dependences of ξ_{pair} and $\tilde{\xi}_{uu}$ thus estimated are compared for $n = 0.5$. The pair size ξ_{pair} is a monotonically decreasing function of $|U|/t$, whereas the interpair distance $\tilde{\xi}_{uu}$ is almost independent of $|U|/t$. Consequently, ξ_{pair} crosses $\tilde{\xi}_{uu}$ at $|U| = |U_\xi| \sim 6.2t$ at this particle concentration. Thus, for $|U| < |U_\xi|$, Cooper pairs penetrate each other ($\xi_{pair} > \tilde{\xi}_{uu}$) as in the Fermi liquid phase in Fig. 7. On the other hand, for $|U| > |U_\xi|$, a pair becomes almost a point hard-core boson ($\xi_{pair} \sim 0$), and is isolated from other pairs ($\xi_{pair} < \tilde{\xi}_{uu}$). Similarly, we estimated $|U_\xi|/t$ for other values of n , and found $|U_\xi| \sim 6t$ irrespective of particle densities.⁷¹ Since the above estimation of U_ξ is rather broad, we consider that U_ξ should be identical to U_{co} .

Finally, we point out the difference in pairing manner between the spin-gap transition at U_c in the normal state (§3.3)

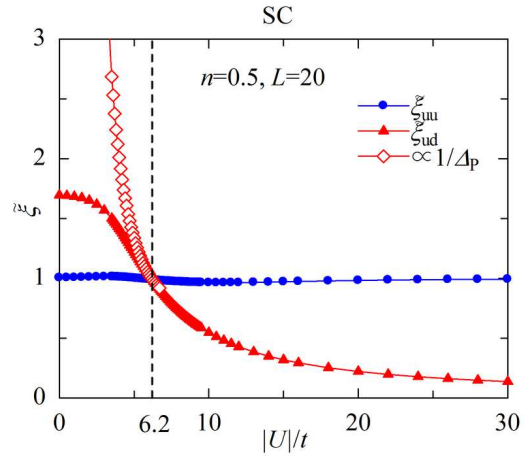


Fig. 22. (Color online) Two estimates (α/Δ_P and $\tilde{\xi}_{ud}$) of the pair size ξ_{pair} , corresponding to the coherence length, and the average minimum distance between Cooper pairs $\tilde{\xi}_{uu}$ are compared as functions of $|U|/t$. The dashed line indicates $|U|/t$ where ξ_{pair} intersects $\tilde{\xi}_{uu}$.

and the crossover at $\sim U_{co}$ in the SC state. Bound spinon pairs in the normal state ($|U| > |U_c|$) dissociate into independent spinons immediately when the pair domains overlap with each other at $U = U_c$. On the other hand, Cooper pairs in the SC state remain paired, even if pair domains come to considerably overlap for $|U| \ll |U_{co}|$ in the BCS regime; there is no critical change at $U = U_{co}$. Consequently, a phase transition (crossover) arises and a spin gap closes (survives) on the weakly correlated side in the normal (SC) state. The stability of Cooper pairs against mutual overlap is a current topic.⁷²

5. Conclusions

Using a variational Monte Carlo (VMC) method, we studied the features of a spin-gap transition in a normal state and of the BCS-BEC crossover in a superconducting (SC) state in the attractive Hubbard model (AHM) on the square lattice. We summarize the main results below.

(1) In the normal state, we revealed that, unlike the simple Gutzwiller wave function (GWF), a wave function with an antiparallel-spinon binding correlation P_Q [eqs. (12) and (13)] undergoes a first-order transition from a Fermi liquid to a spin-gapped phase at $|U_c|/t \sim 9$. In the spin-gapped phase, particle density current can flow through the hopping of doublons. The pseudogap phase above T_c for $|U| \gtrsim |U_c|$ may be deduced from the properties of this wave function. The mechanism of this spin-gap transition is understood to be similar to that of a Mott transition in a repulsive Hubbard model (RHM) induced by a doublon-holon binding correlation.^{43,44} We would also like to realize a variational normal state that is spin-gapped and conductive in RHM.

(2) We first applied VMC to the SC state of AHM, and confirmed that, as $|U|/t$ increases, the mechanism of superconductivity undergoes a crossover at approximately $|U_{co}| \sim |U_c|$ from an BCS type to a Bose-Einstein condensation (BEC) type. P_Q is again needed to suppress the gap, which is greatly overestimated in GWF for $|U| \gtrsim |U_{co}|$. In the weak-correlation regime ($|U| < |U_{co}|$), the strength of SC (T_c) is scaled with quantities related to the SC gap as $\sim \exp(-t/|U|)$, as expected from the BCS theory. For $|U| > |U_{co}|$, the superfluid stiff-

ness, which is related to the cost of phase coherence, scales with T_c as $t^2/|U|$. Such typical features of this crossover are captured by the energy gain in the SC transition ΔE in the whole range of $|U|/t$. In the BEC regime, the SC transition is induced by a gain in kinetic energy; this aspect is in contrast to the BCS theory, but is in accord with the magnetic and SC transitions in strongly correlated RHM.^{46,53} Most features are consistent with the framework of BCS-BEC crossover that previous studies provided.

(3) The physics of a spin-gap transition in the normal state and the BCS-BEC crossover in the SC state are explained in a semiquantitative manner by a simple idea of the competition between the pair size ξ_{ud} and the interpair distance ξ_{uu} , as shown in Fig. 7. This idea is equivalent to that of Mott transitions in RHM,^{43,44} in which a doublon-holon pair corresponds to the singlet pair here.

(4) In connection with that observed high- T_c cuprates, the $|U|/t$ dependence of the pair correlation function P_∞ and the gap parameter Δ_P studied here qualitatively differ from the doping rate (δ) dependence of the corresponding quantities (P_d^∞ and Δ_d) in the strongly correlated RHM, when the relevant parameters ($|U|/t$ and δ) are in the respective BEC regimes. Furthermore, in a strongly correlated RHM, the $d_{x^2-y^2}$ -wave SC transition is always kinetic-energy-driven, regardless of n .⁵³ We will address this subject more carefully in upcoming publications.

Acknowledgments

The authors thank Tomoaki Miyagawa for helpful discussions. This work is partially supported by Grant-in-Aids from the Ministry of Education, Culture, Sports, Science, and Technology, Japan.

- 1) D. M. Eagles: Phys. Rev. **186** (1969) 456.
- 2) A. J. Leggett: in *Modern Trends in the Theory of Condensed Matter*, ed. by A. Pekalski and R. Przystawa (Springer, Berlin, 1980) p.13.
- 3) K. Miyake: Prog. Theor. Phys. **69** (1983) 1794.
- 4) P. Nozières and S. Schmitt-Rink: J. Low Temp. Phys. **59** (1985) 195.
- 5) R. Micnus, J. Ranninger, and S. Robaszkiewicz: Rev. Mod. Phys. **62** (1990) 113.
- 6) For instance, T. Timusk, and B. Statt: Rep. Prog. Phys. **62** (1999) 61; S. Hüfner, M. A. Hossain, A. Damascelli, and G. A. Sawatzky: Rep. Prog. Phys. **71** (2008) 062501.
- 7) M. Randeria: in *Bose-Einstein Condensation*, ed. by A. Griffin, D. Snoke, and S. Stringari (Cambridge University, Cambridge, 1995).
- 8) Q. Chen, J. Stajic, S. Tan, and K. Levin: Phys. Rep. **412** (2005) 1.
- 9) C. A. Regal, M. Greiner, and D. S. Jin: Phys. Rev. Lett. **92** (2004) 040403.
- 10) M. W. Zwierlein, C. A. Stan, C. H. Schunck, S. M. F. Raupach, A. J. Kerman, and W. Ketterle: Phys. Rev. Lett. **92** (2004) 120403.
- 11) J. P. Gaebler, J. T. Stewart, T. E. Drake, D. S. Jin, A. Perali, P. Pieri, and G. C. Strinati: Nat. Phys. **6** (2010) 569.
- 12) M. Feld, B. Fröhlich, E. Vogt, M. Koschorreck, and M. Kohl: Nature **480** (2011) 75.
- 13) I. Bloch, J. Dalibard, and W. Zwerger: Rev. Mod. Phys. **80** (2008) 885.
- 14) S. Giorgini, L. P. Pitaevskii, and S. Stringari: Rev. Mod. Phys. **80** (2008) 1215.
- 15) J. Luo and N. E. Bickers: Phys. Rev. B **48** (1993) 15983.
- 16) B. Kyung, S. Allen, and A.-M. S. Tremblay: Phys. Rev. B **64** (2001) 075116.
- 17) J. J. Deisz, D. W. Hess, and J. W. Serene: Phys. Rev. B **66** (2002) 014539.
- 18) A. Moreo and D. J. Scalapino: Phys. Rev. Lett. **66** (1991) 946; A. Moreo, D. J. Scalapino, and S. R. White: Phys. Rev. B **45** (1992) 7544.
- 19) M. Randeria, N. Trivedi, A. Moreo, and R. T. Scalettar: Phys. Rev. Lett. **69** (1992) 2001; N. Trivedi and M. Randeria: Phys. Rev. Lett. **75** (1995) 312.
- 20) J. M. Singer, M. H. Pedersen, T. Schneider, H. Beck, and H.-G. Matuttis: Phys. Rev. B **54** (1996) 1286; J. M. Singer, T. Schneider, and M. H. Pedersen: Eur. Phys. J. B **2** (1998) 17.
- 21) M. Keller, W. Metzner, and U. Schollwöck: Phys. Rev. Lett. **86** (2001) 4612; J. Low Temp. Phys. **126** (2002) 961.
- 22) M. Capone, C. Castellani, and M. Grilli: Phys. Rev. Lett. **88** (2002) 126403.
- 23) A. Garg, H. R. Krishnamurthy, and M. Randeria: Phys. Rev. B **72** (2005) 024517.
- 24) J. Bauer, A. C. Hewson, and N. Dupuis: Phys. Rev. B **79** (2009) 214518.
- 25) A. Koga and P. Werner: Phys. Rev. A **84** (2011) 023638.
- 26) A. Toschi, P. Barone, M. Capone, and C. Castellani: New J. Phys. **7** (2005) 7; A. Toschi, M. Capone, and C. Castellani: Phys. Rev. B **72** (2005) 235118.
- 27) K. Dichtel, R. J. Jelitto, and H. Koppe: Z. Phys. **246** (1971) 248.
- 28) H. Shiba: Prog. Theor. Phys. **48** (1972) 2171.
- 29) Y. Nagaoka: Prog. Theor. Phys. **52** (1974) 1716.
- 30) M. C. Gutzwiller: Phys. Rev. Lett. **10** (1963) 159.
- 31) G. A. Medina, J. Simonin, and M. D. N. Regueiro: Phys. Rev. B **43** (1991) 6206.
- 32) M. C. Gutzwiller: Phys. Rev. **137** (1965) A1726.
- 33) H. Yokoyama and H. Shiba: J. Phys. Soc. Jpn. **56** (1987) 1490.
- 34) W. F. Brinkman and T. M. Rice: Phys. Rev. B **2** (1970) 4302.
- 35) Y. Y. Suzuki, S. Saito, and S. Kurihara: Prog. Theor. Phys. **102** (1999) 953.
- 36) S. Saito, H. Yoshimoto, Y. Y. Suzuki, and S. Kurihara: J. Phys. Soc. Jpn. **70** (2001) 1186.
- 37) J. Bünenmann, F. Gebhard, K. Radnóczy, and P. Fazekas: J. Phys. Condens. Matter **17** (2005) 3807.
- 38) W. L. McMillan: Phys. Rev. **138** (1965) A442.
- 39) D. Ceperley, G. V. Chester, and K. H. Kalos: Phys. Rev. B **16** (1977) 3081.
- 40) C. J. Umrigar, K. G. Wilson, and J. W. Wilkins: Phys. Rev. Lett. **60** (1988) 1719.
- 41) H. Yokoyama: Prog. Theor. Phys. **108** (2002) 59.
- 42) Y. Fujihara, A. Koga, and N. Kawakami: Phys. Rev. A **81** (2010) 063627.
- 43) T. Miyagawa and H. Yokoyama: J. Phys. Soc. Jpn. **80** (2011) 084705.
- 44) H. Yokoyama, T. Miyagawa, and M. Ogata: J. Phys. Soc. Jpn. **80** (2011) 084607.
- 45) S. Tamura and H. Yokoyama: to be published in Phys. Proc. (2012).
- 46) H. Yokoyama, Y. Tanaka, M. Ogata, and H. Tsuchiura: J. Phys. Soc. Jpn. **73** (2004) 1119.
- 47) H. Yokoyama, M. Ogata, and Y. Tanaka: J. Phys. Soc. Jpn. **75** (2006) 114706.
- 48) R. Jastrow: Phys. Rev. **98** (1955) 1479.
- 49) V. J. Emery: Phys. Rev. B **14** (1976) 2989.
- 50) T. A. Kaplan, P. Horsch, and P. Fulde: Phys. Rev. Lett. **49** (1982) 889.
- 51) H. Yokoyama and H. Shiba: J. Phys. Soc. Jpn. **59** (1990) 3669.
- 52) C.-J. Huang, C. Filippi, and C. J. Umrigar: J. Chem. Phys. **108** (1998) 8838.
- 53) H. Yokoyama, M. Ogata, Y. Tanaka, K. Kobayashi, and H. Tsuchiura: unpublished.
- 54) F. C. Zhang, C. Gros, T. M. Rice, and H. Shiba: Supercond. Sci. Technol. **1** (1988) 36.
- 55) A. Paramekanti, M. Randeria, and N. Trivedi: Phys. Rev. B **70** (2004) 054504.
- 56) In the DMFT result in ref. 22, $|U_c|/t$ abruptly decreases as $n \rightarrow 0$; this behavior quantitatively differs from the present one. We consider that this is partly because Ψ_N does not allow for long-range correlations, which becomes effective as n approaches zero.
- 57) For instance, R. P. Feynman: *Statistical Mechanics* (Benjamin, Reading, 1972).
- 58) L. F. Tocchio, F. Becca, and C. Gros: Phys. Rev. B **83** (2011) 195138.
- 59) The compressibility $\kappa = (n^2 \partial^2 E / \partial n^2)^{-1}$ of Ψ_N tends to be negative at high densities ($0.7 \lesssim n \lesssim 1.0$), whether the phase is a Fermi liquid or spin-gapped. We leave it for future studies to determine whether this instability against phase separation is intrinsic in the normal phase of AHM in 2D or an artifact of Ψ_N . As for Ψ_{SC} , κ is always positive.

- 60) The principal feature of the BCS-BEC crossover is a change in the mechanism of SC transition, which arises owing to the competition between the SC and normal states. Therefore, the BCS-BEC crossover is not necessarily a problem of the SC state alone; some quantities such as ΔE may reflect the properties of the normal state.
- 61) M. Tinkham: *Introduction to Superconductivity* (McGraw-Hill, New York, 1975) p. 75.
- 62) P. F. Maldague: Phys. Rev. B **16** (1977) 2437.
- 63) Y. Nagaoka: Phys. Rev. **147** (1966) 392.
- 64) B. Kyung, A. Georges, and A.-M. S. Tremblay: Phys. Rev. B **74** (2006) 024501.
- 65) C. A. Regal, M. Greiner, S. Giorgini, M. Holland, and D. S. Jin: Phys. Rev. Lett. **95** (2005) 250404.
- 66) Onsite pair correlation $P(\mathbf{r}_\ell)$ is predominant at least for large $|U|/t$'s, but we leave the effect of longer-distance pairs for small $|U|/t$'s for future study.
- 67) M. Guerrero, G. Ortiz, and J. E. Gubernatis: Phys. Rev. B **62** (2000) 600.
- 68) D. J. Scalapino, S. R. White, and S. Zhang: Phys. Rev. B **47** (1993) 7995.
- 69) M. E. Fisher, M. N. Barber, and D. Jasnow: Phys. Rev. A **8** (1973) 1111.
- 70) P. J. H. Denteneer, G. An, and J. M. J. van Leeuwen: Phys. Rev. B **47** (1993) 6256.
- 71) We checked whether the repulsive correlation factor \mathcal{P}_f [eq. (14)] between parallel spins markedly affects $\tilde{\xi}_{\text{uu}}$. The resultant $\tilde{\xi}_{\text{uu}}$ by $\mathcal{P}_{\mathcal{F}}\Phi_{\text{BCS}}$ for $n = 0.26$ is only 1% longer than the value here.
- 72) For instance, G. Zhu, M. Combescot, and O. Betbeder-Matibet: unpublished (arXiv:1112.0188).