

Tuning the Eu valence in EuPd_3B_x : pressure versus valence electron count - a combined computational and experimental study

M. Schmitt¹, R. Gumeniuk¹, A. Trapananti^{2,3}, G. Aquilanti^{4,3}, C. Strohm³,
K. Meier¹, U. Schwarz¹, M. Hanfland³, W. Schnelle¹, A. Leithe-Jasper¹, H. Rosner¹

¹*Max-Planck-Institut für Chemische Physik fester Stoffe, 01187 Dresden, Germany*

²*CNR-Instituto Officina dei Materiali-OGG, c/o ESRF, BP 220 38043 Grenoble Cedex 9, France*

³*European Synchrotron Radiation Facility, BP 220, 38043 Grenoble Cedex 9, France and*

⁴*Sincrotrone Trieste, SS 14 km 16.5 in Area Science Park, Basovizza, Trieste, 34149 Italy*

(Dated: December 12, 2018)

In a joint theoretical and experimental study we investigate the pressure dependence of the Eu valence in EuPd_3B_x ($0 \leq x \leq 1$). Density functional band structure calculations are combined with x-ray absorption and x-ray diffraction measurements under hydrostatic pressures up to 30 GPa. It is observed that the heterogenous mixed-valence state of Eu in EuPd_3B_x ($x \geq 0.2$) can be suppressed partially in this pressure range. From the complementary measurements we conclude that the valence change in EuPd_3B_x is mainly driven by the number of additional valence electrons due to the insertion of boron, whereas the volume change is a secondary effect. A similar valence change of Eu in $\text{Eu}_{1-x}\text{La}_x\text{Pd}_3$ is predicted for $x \geq 0.4$, in line with the suggested electron count scenario.

I. INTRODUCTION

The possibility to observe and induce valence instabilities in Eu containing intermetallic compounds has been of considerable interest and the topic of many experimental as well as theoretical investigations [1–13]. In fact, europium together with ytterbium are the only lanthanide metals which are divalent (configurations $4f^7$; $4f^{14}$) in their elemental metallic standard state, as well as in some alloys and intermetallic compounds [14]. In that case, their crystal chemistry strongly resembles that of the alkaline-earth metals, typically influenced by the large radii of the ions. Nevertheless, in many systems Eu is found to be in a trivalent ($4f^6$) state, similar to the majority of the rare-earth metals [15]. Accordingly, the physical properties of Eu are significantly different in the two states, namely Eu^{2+} ($S = 7/2$, $L = 0$) carrying a high magnetic moment ($J = 7/2$) compared to Eu^{3+} with a non-magnetic ground state ($S = 3$, $L = 3$, $J = L - S = 0$) and low-lying excited magnetic states ($J = 1, 2, \dots$). Many factors like the local environment (determining the crystal field splitting), the electronegativity and the concentration of alloying partners [16–18] as well as external parameters like temperature, pressure and magnetic field [19] determine and influence the valency of Eu in a compound.

In this context it has been known and controversially discussed for a considerable time that insertion of boron in cubic EuPd_3 (Cu_3Au type of structure) induces a change of the Eu valence from an essentially non-magnetic Eu^{3+} ($4f^6$) state into a strongly magnetic Eu^{2+} ($4f^7$) state (see Ref. 20). For boron contents passing a threshold value x_c in the system EuPd_3B_x , a heterogeneous mixed-valence state was inferred to exist, including the stoichiometric compound EuPd_3B . However, a recent study of the electronic structure of intermetallic REPd_3B_x borides covering the whole series from $\text{RE} = \text{La}$ to Lu as a function of the boron content [21] called

the stability range of EuPd_3B_x into question. In order to clarify this issue, we reinvestigated in a joint theoretical and experimental study a large series of EuPd_3B_x and GdPd_3B_x compounds [20]. By x-ray diffraction (XRD), metallography, energy and wave-length dispersive x-ray spectroscopy, as well as chemical analysis, the homogeneity ranges for EuPd_3B_x and GdPd_3B_x could be established as $x \leq 0.53$ and $x \leq 0.42$, respectively. Density functional (DFT) based electronic structure calculations predicted a valence change in EuPd_3B_x above $x_c = 0.19(2)$ from a non-magnetic Eu^{3+} ground state to a magnetic Eu^{2+} state, which is reflected in a discontinuity of the lattice parameter. In contrast, the GdPd_3B_x alloy system with a stable Gd^{3+} state exhibits an almost linear increase of the lattice parameter following Vegard's law. Consistent with the theoretical calculations, the lattice parameter vs. x indeed shows a kink for EuPd_3B_x at $x_c = 0.22(2)$. X-ray absorption spectroscopy (XAS) in line with magnetic susceptibility and specific heat data assign this kink to a transition into a heterogeneous mixed valence state for Eu associated with a change of the mean Eu valence from Eu^{3+} ($x \leq 0.2$) towards $\text{Eu}^{2.5+}$ ($x = 0.5$).

This close interplay of the Eu valence state and the discontinuity in the unit cell volume under boron insertion raises the question, if the valence transition is driven by the mere change of interatomic distances, by the B chemistry, or ruled by the valence electron count. To clarify this issue, we investigate the influence of high pressure on EuPd_3B_x compounds with fixed B content above the valence transition ($x \geq x_c$). In our electronic structure calculations, we find a subtle interplay between doping and volume effects on the valence state, while the disorder within the system is less relevant. However, being aware that present-day DFT calculations have still difficulties with respect to the description of strong correlation and disorder, we challenge our theoretical results by a combination of XAS and XRD experiments

under high pressure. These measurements allow to follow the questions, (i) if we can observe the qualitatively predicted change of Eu valence under pressure for a fixed B content experimentally and (ii) if the transition is continuous as under B insertion. Finally, we elucidate the driving force for the onset of the transition. Our results show, that applying pressure can reverse the effect only partially, driving the magnetic Eu^{2+} state towards the non-magnetic Eu^{3+} state and thus point to an important contribution of the B chemistry or the electron count to the valence transition, ruling interatomic distance effects out. Recently, a similar valence scenario was observed for $\text{Eu}_{0.4}\text{La}_{0.6}\text{Pd}_3$ [22]. Applying our calculational approach, we find a stable Eu^{2+} state in $\text{Eu}_{0.4}\text{La}_{0.6}\text{Pd}_3$ due to the La insertion, in agreement with the reported experiments. A systematic, theoretical investigation of the whole series of $\text{Eu}_{1-x}\text{La}_x\text{Pd}_3$ ($0 \leq x \leq 1$) compounds allows to predict a critical La concentration for the transition and supports independently the predominant role of charge doping for the Eu valence change.

The manuscript is organized as follows. All technical details concerning our experimental and theoretical methods are shortly summarized in the next section. Then, the results of our theoretical approach (fixed-spin moment calculations) are presented (Sec. III A) followed by high-pressure XAS (Sec. III B) and XRD (Sec. III C) measurements to study the stability of the valence state under volume change for EuPd_3B_x . Finally the influence of an alternative La substitution is investigated (Sec. III D) by our computational approach allowing to distinguish between the effects caused by B chemistry or pure valence electron change. A summary and outlook concludes the manuscript (Sec. IV).

II. METHODS

To study the influence of changes in volume and in number of valence electrons (induced by the B insertion) on the Eu valence state, electronic structure calculations have been performed using the full potential non-orthogonal local-orbital minimum basis scheme FPLO (version: fplo5.00-19) within the local spin density approximation (LSDA).[23] Within the scalar relativistic calculations the exchange and correlation potential of Perdew and Wang was chosen [24]. The same basis set as in Ref. [20] was used, treating the rare-earth $4f$ states as valence states. The strong correlation of Eu $4f$ electrons was considered in a mean-field way by the LSDA+ U approximation [25] applying an on-site Coulomb repulsion $U = 8$ eV and on-site exchange $J = 1$ eV and using the atomic limit for the double counting term. The variation of U from 6 to 8 eV and J from 0 to 1 eV does not change the results qualitatively.

The disordered insertion of B for different concentrations between EuPd_3 and (hypothetical) EuPd_3B and the gradual, disordered substitution of La from EuPd_3 to LaPd_3 was simulated by the coherent potential ap-

proximation (CPA)[26]. To check the accuracy of the LSDA+ U +CPA calculations [27] we compared them with the results for the ordered structures ($x=0$, $x=0.5$ and $x=1$). Furthermore, to study the role of electron doping independent from the rare-earth site and from structural changes, for EuPd_3 the virtual crystal approximation (VCA) at the Pd site was used.

Polycrystalline samples were prepared by arc melting of the elements under Ar atmosphere and carefully characterized (for details see Ref. 20). X-ray diffraction measurements (XRD) for pressures up to 30 GPa were performed at the high-pressure beam-line ID09 of the ESRF at room temperature for two different EuPd_3B_x samples ($x = 0.32, 0.48$) above the valence transition and two GdPd_3B_x compounds with corresponding B content as reference system. For best possible hydrostatic conditions we used a membrane diamond anvil cell (DAC) with helium as pressure medium. The pressure was determined using the ruby fluorescence method [28]. The collected patterns were integrated using the program Fit2D [29]. After a background correction the data were refined with the fullprof package [30]. Since rhombohedral and orthorhombic distortions frequently occur in compounds with perovskite- and related structures [31, 32], all XRD peaks in the measured powder patterns were carefully analyzed with respect to possible splitting. In the pressure range of 15-30 GPa full-width of half maxima (FWHM) of the reflections increase slightly with increasing diffraction angle without any signs of splitting. On the other hand, in the low pressure range (0-15 GPa) some peaks in a few XRD patterns were broadened, possibly indicating a splitting (see Ref. 33). However, the observations are not systematic and do not obey any rhombohedral, tetragonal or orthorhombic rules. Therefore we can conclude that these observations are most likely an artifact of the measurement.

Eu L_{III} -edge (6977 eV) x-ray absorption spectroscopy (XAS) measurements were performed at the energy dispersive XAS beam-line ID24 of the ESRF, on two EuPd_3B_x samples ($x = 0.32, 0.48$). The powder samples were pressurized up to 25 GPa within a non-magnetic Cu-Be DAC using silicon oil as pressure transmitting medium. As in the high-pressure XRD experiment, a ruby chip was used for the pressure determination. The obtained XAS spectra were analyzed by a least-squares fitting procedure to determine the average Eu valence ν by the relative intensities of Eu^{2+} and Eu^{3+} components, as described in Ref. 34.

III. RESULTS

A. Calculation

To elucidate the origin of the valence transition in EuPd_3B_x we try to separate the effects caused by a change of the unit cell volume from the effects of B substitution. Unfortunately it is not possible to simulate

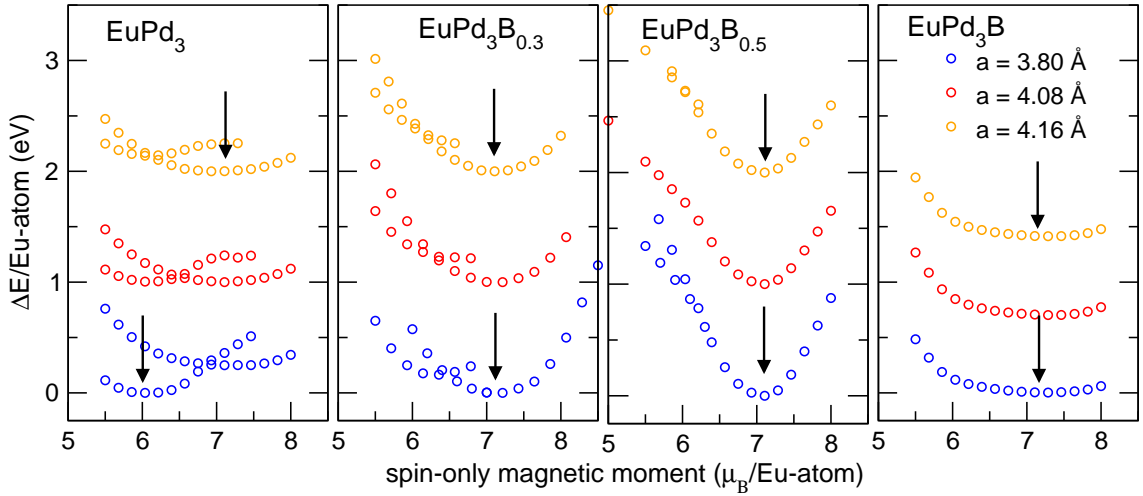


FIG. 1. (color online) Fixed spin moment calculations for four different boron contents x in EuPd_3B_x under pressure (for different volumes). The total energies for the two ordered structures EuPd_3 and EuPd_3B are calculated by $\text{LSDA}+U$. For the compounds with $x = 0.3$ and $x = 0.5$ the CPA approach was used simulating a disordered B insertion. The total energies are given relative to the corresponding minima. Arrows indicate the global minimum for a specific B content and volume.

directly the mixed valence state observed in the experiments, as the $\text{LSDA}+U$ method favors full polarization and therefore suppresses a fractional occupation of the Eu $4f$ states. However, it is possible to stabilize Eu $4f$ occupations close to the two limiting cases of $6\mu_B/\text{Eu}$ and $7\mu_B/\text{Eu}$ in the majority spin channel: Starting from these two solutions we performed fixed-spin moment calculations for compounds with fixed B concentration and varied the volume of the unit cell [35]. As the spin component of the moment in these calculations is related to the Eu $4f$ occupation and therefore to the valence state of Eu, the interplay of volume and $4f$ charge effects can be studied. The comparison of the total energies yields the more stable configuration for a specific B content – volume combination. In Fig. 1 the dependence of the total energy on the spin-only moment for four compounds with different B content is depicted. While in the case of EuPd_3 the two branches of the energy curves regarding the two limiting Eu $4f$ occupations are clearly visible, the stabilization of the Eu $4f^6$ phase is progressively suppressed with increasing B content.

In more detail, we find a subtle balance between the Eu^{3+} and Eu^{2+} state for EuPd_3 in its optimized equilibrium volume ($a = 4.08\text{\AA}$, see left panel of Fig. 1, middle graph). The energy difference between the two solutions is less than $4\text{ meV}/\text{Eu-atom}$. Applying pressure, simulated by a reduction of the unit cell volume ($a = 3.80\text{\AA}$), clearly stabilizes the Eu^{3+} state by an energy difference of about $0.25\text{ eV}/\text{Eu-atom}$. If the unit cell volume is expanded ($a = 4.16\text{\AA}$) compared to the equilibrium volume, the Eu^{2+} state becomes energetically preferred (arrows in Fig. 1). Thus, in our calculations, the valence state of Eu in EuPd_3 exhibits a clear volume effect.

In the case of $\text{EuPd}_3\text{B}_{0.3}$ with a B content just above

the onset of the valence transition [20], the two solutions are still well pronounced. Although their total energy shifts against each other under pressure, the decrease of the unit cell volume does not change the position of the global energy minimum. Consequently, the Eu^{2+} state remains stable in the whole volume range, in contrast to the behavior of EuPd_3 . This stabilizing effect of the B insertion on the Eu^{2+} state is strengthened further with increasing B content. While for $\text{EuPd}_3\text{B}_{0.5}$ the metastable solution of Eu^{3+} can be obtained only for spin-only moments below $6\mu_B/\text{Eu}$ with a sizable energy difference to the Eu^{2+} state, EuPd_3B converges always to the single solution of Eu^{2+} (compare right panel of Fig. 1).

To ensure that the observed effects are independent of a specific approximation to model the partial occupation of the B site, the results using the CPA, VCA and $\text{LSDA}+U$ for ordered structures ($x = 0, 0.5, 1$) were checked and compared carefully with each other (see supplementary material [36]). From their good agreement, we conclude that the magnetic properties of the compound depend sensitively on the B content, but not on the particular B order, in contrast to an earlier study, where the Eu valence instability was connected to an anisotropic B environment [37].

Our calculations yield a clear volume effect on the Eu valence state of the EuPd_3B_x compounds, although a change of the preferred Eu $4f$ occupation is only observed for EuPd_3 . Besides this volume dependence, our calculations predict a strong influence of the B substitution on the stability of the Eu^{2+} state. This prediction and the difficulty to describe the heterogeneous mixed-valence state of Eu by the $\text{LSDA}+U$ approach in a realistic way require experimental support for a reliable, more quantitative picture.

B. XAS under pressure

The interplay between the occupation of the Eu $4f$ states and the unit cell volume suggested by our calculations proposes to tune the Eu valence state by pressure for a fixed B concentration or even to reverse the valence transition.

As a direct probe of the Eu valence state XAS under pressure was carried out for $\text{EuPd}_3\text{B}_{0.48}$ above the critical boron concentration with a mean valence $\nu = 2.63(2)$. The obtained experimental data at room temperature are depicted in Fig. 2. At ambient pressure, the measured spectrum at the L_{III} edge exhibits a main peak centered at 6976.5(5) eV corresponding to Eu^{3+} states, and a shoulder at about 8 eV lower in energy, originating from Eu^{2+} states, in good agreement with earlier measurements [20] and the heterogeneous mixed -valence state of Eu.

The stepwise increase of pressure reduces the intensity of the $4f^7$ shoulder significantly, though it is not suppressed totally. For pressures up to 25 GPa, the pure Eu^{3+} state as present in the compounds EuPd_3B_x with $x \leq 0.2$, cannot be reached. Thus, $\text{EuPd}_3\text{B}_{0.48}$ remains in a mixed-valence state but with a clearly enlarged mean valence $\nu = 2.68(2)$. This process is reversible by decreasing pressure (compare inset of Fig. 2).

For the compound $\text{EuPd}_3\text{B}_{0.32}$, much closer to the critical concentration for the onset of the valence transition, the two valence states should be closer in energy according to our DFT calculations ($\text{EuPd}_3\text{B}_{0.3}$ exhibits a second local minimum in the energy versus moment curve and smaller energy differences between the Eu $4f^6$ and $4f^7$ states compared to $\text{EuPd}_3\text{B}_{0.5}$) and thus more sensitive to pressure. Unfortunately, the experimental detection of any definite valence change under pressure for such small B contents was beyond the resolution of the experimental set up. The contribution of Eu^{2+} states to the XAS spectrum at ambient pressure is too small to allow a reliable observation of the transition as the small differences are of the same size as the background fluctuations.

Applying pressure drives the Eu^{2+} states in $\text{EuPd}_3\text{B}_{0.48}$ towards Eu^{3+} in a continuous way, in analogy to the continuous valence transition upon B insertion [20]. However, even for pressures up to 25 GPa the pure Eu^{3+} state for $\text{EuPd}_3\text{B}_{0.48}$ cannot be recovered completely, raising the question whether this observation is due to the limit of applied pressure or impeded by an intrinsic property of the compound.

C. XRD under pressure

To estimate the pressure required to restore the equilibrium volume for the pure Eu^{3+} state of the reference system EuPd_3 , and to ensure the stability of the crystal structure under pressure, we applied x-ray diffraction (XRD) measurements upon pressure. In addition, ear-

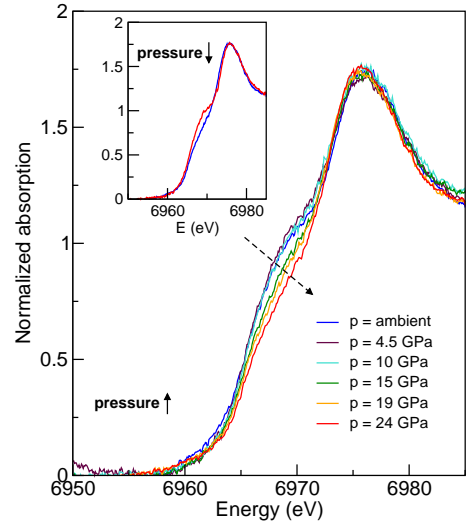


FIG. 2. (color online) Main panel: XAS under increasing pressure up to 25 GPa for $\text{EuPd}_3\text{B}_{0.48}$. Increasing pressure reduces the intensity of the $4f^7$ shoulder indicated by a dashed arrow. The effect is reversible for decreasing pressure (see inset).

lier XRD measurements allowed the indirect observation of the valence transition in the series of EuPd_3B_x compounds by a pronounced kink in the plot of the lattice parameter *vs.* boron content [20].

For pressures up to 30 GPa no structural changes were observed for $\text{EuPd}_3\text{B}_{0.32}$ and $\text{EuPd}_3\text{B}_{0.48}$. The measured and evaluated data are shown in Fig. 3 (top, open squares). To evaluate the equation of state we fitted the experimental volume-pressure dependence by an inverse Murnaghan-Birch equation of state (EoS)

$$V(p) = V_0 \cdot \left(\frac{B'_0 \cdot p}{B_0} + 1 \right)^{-1/B'_0}$$

with the bulk modulus of B_0 and its pressure derivative B'_0 . The obtained EoS follows perfectly the experimental data in the whole pressure range with $B_0 = 133 \pm 1$ ($B'_0 = 4.7 \pm 1$) for $\text{EuPd}_3\text{B}_{0.32}$ and $B_0 = 125 \pm 3$ ($B'_0 = 4.7 \pm 1$) for $\text{EuPd}_3\text{B}_{0.48}$, respectively (see Fig. 3, upper panel and Tab. I). Any direct structural anomaly indicating a valence instability is absent. However, the measured EoS allows to evaluate the volume change of the compounds in the applied pressure range. For a pressure of 30 GPa the volume for the EuPd_3B_x compounds decreases by about 14%, which is more than twice the volume difference observed under B insertion between the boron rich $\text{EuPd}_3\text{B}_{0.53}$ and the boron free parent compound EuPd_3 [38]. Considering the volume change as the driving force of the valence transition, a pure Eu^{3+} valence state would already be expected for pressures of at most 10 GPa, in contrast to the experimental observations. Thus, the valence state of EuPd_3B_x is predominantly ruled by the inserted B, while volume changes

have minor influence. These findings are in agreement with the trends obtained from DFT calculations, where in the case of EuPd_3 the volume has a sizable influence on the preferred valence state, while the insertion of B stabilizes the Eu^{2+} state significantly (compare Fig. 1).

Being aware of the experimental difficulty to resolve the small effects expected from a smooth and only partial change of the valence states, in combination with the high-pressure method (small shear forces), we compared the results for EuPd_3B_x with the pressure-behavior of GdPd_3B_x ($x = 0.35, 0.44$) compounds, which are used as reference systems with half filled $4f$ shell and therefore a stable $4f$ valence state. Evaluating the EoS for the GdPd_3B_x compounds we obtain a significantly increased $B_0 = 152 \pm 10$ ($B'_0 = 4.8 \pm 1$) for $\text{GdPd}_3\text{B}_{0.35}$ and $B_0 = 145 \pm 1$ ($B'_0 = 4.8 \pm 1$) for $\text{GdPd}_3\text{B}_{0.45}$, respectively (compare Tab. I and see [39]) in comparison to the respective EuPd_3B_x systems.

For a more direct comparison, we normalized the derived EoS to their corresponding equilibrium volume (compare Fig. 3, bottom). The normalized volume *vs.* pressure curves separate into two sets, namely the Eu and the Gd containing compounds, pointing to a minor influence of the specific B content to the EoS. Furthermore, this comparison demonstrates clearly the smaller bulk moduli for the EuPd_3B_x compounds compared to the Gd reference systems. In conclusion, the "softer" pressure dependence for the EuPd_3B_x ($x \geq 0.32$) compounds compared to the Gd reference system can be assigned to the Eu valence instability. This trend is also found independently from a theoretical estimate of B_0 based on our DFT calculations, in line with the well-known problem of over-binding in LDA the calculations result in 1% smaller equilibrium volumes V_0 and about 10% larger B_0 .

	V_0	B_0
theor.		
$\text{EuPd}_3\text{B}_{0.3}$	70.92	139 ± 2
$\text{EuPd}_3\text{B}_{0.5}$	72.17	145 ± 1
exptl.		
$\text{EuPd}_3\text{B}_{0.32}$	71.73	133 ± 1
$\text{EuPd}_3\text{B}_{0.48}$	72.72	125 ± 3
theor.		
$\text{GdPd}_3\text{B}_{0.35}$	69.2	168 ± 1
$\text{GdPd}_3\text{B}_{0.45}$	70.45	168 ± 1
exptl.		
$\text{GdPd}_3\text{B}_{0.35}$	70.3	152 ± 10
$\text{GdPd}_3\text{B}_{0.44}$	72.72	145 ± 1

TABLE I. Fit of equations of state to the experimental data (exptl.) and the results of band structure calculations for comparison (theor.).

The predominant role of B insertion in the valence transition (compared to a mere volume effect) suggests two possible mechanisms influencing the system: (i) the predominantly covalent character of the boron chemical

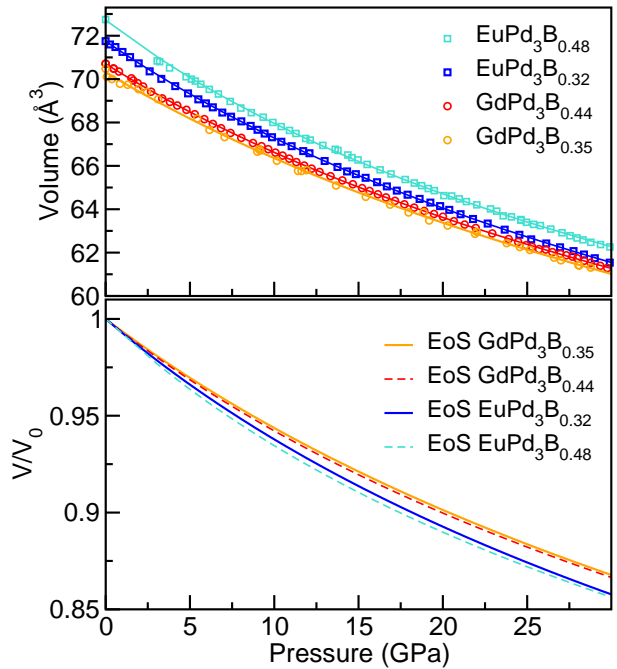


FIG. 3. (color online) Top: Measured equation of states (volume *vs.* pressure) for two EuPd_3B_x compounds above the valence transition (squares) and two corresponding GdPd_3B_x reference systems (circles) up to 30 GPa. Bottom: Comparison of the EoS, normalized to the equilibrium volume V_0 , for all four compounds. The data separate into two sets. The EuPd_3B_x compounds show clearly a smaller bulk-module compared to the Gd-reference systems, whereas the influence of differences in the B content has only minor influence.

bonding, or (ii) an increased number of valence electrons. Stimulated by a recent report [22], we try to separate these two effects by a theoretical study of the related system $\text{Eu}_{1-x}\text{La}_x\text{Pd}_3$, which allows to increase the number of additional valence electrons without the insertion of B.

D. La substitution

Recently, a similar valence instability, as found in the system EuPd_3B_x [20], was observed for the compound $\text{Eu}_{0.4}\text{La}_{0.6}\text{Pd}_3$ where the influence of chemical pressure on the Eu valence state was investigated by susceptibility and XRD measurements [22]. The substitution of Eu by La changes the "non-magnetic" EuPd_3 into a "magnetic" $\text{Eu}_{0.4}\text{La}_{0.6}\text{Pd}_3$, comparable to the effect of B insertion in EuPd_3B_x for $x \geq 0.2$. Applying our calculational approach, we find a stable Eu^{2+} state for $\text{Eu}_{0.4}\text{La}_{0.6}\text{Pd}_3$, in agreement with the reported experiments. But as La and B are inserted at different crystallographic sites in the systems $\text{Eu}_{1-x}\text{La}_x\text{Pd}_3$ and EuPd_3B_x , respectively, the valence instability should be independent from changes of the structure type and the local environment of Eu.

For a more detailed analysis we simulated the gradual substitution of Eu by La using the LSDA+ U +CPA approach, analogous to the case of B substitution. To study the stability of the valence state, we applied the fixed spin moment method at two different volumes (the experimentally observed and a reduced volume) and varied the La content, which is equivalent to changing the number of valence electrons in the system. The comparison of the total energies corresponding to an Eu $4f$ occupation close to $6\mu_B/\text{Eu}$ (for the spin-only contribution) and $7\mu_B/\text{Eu}$ are depicted in Fig. 4. At both volumes the La substitution strongly influences the balance between the Eu^{2+} and Eu^{3+} state. For a small volume ($a = 3.80\text{\AA}$), the increasing La content shifts the global energy minima from 6 to $7\mu_B/\text{Eu}$, clearly stabilizing the Eu $4f^7$ state for a La concentration of $x \geq 0.4$. For the experimentally observed volume of $\text{Eu}_{0.4}\text{La}_{0.6}\text{Pd}_3$ ($a = 4.17\text{\AA}$) the global energy minimum around $7\mu_B/\text{Eu}$ remains stable. Nevertheless, also for the larger volume, the energy difference between the local minima and therefore the Eu $4f^6$ and Eu $4f^7$ state changes significantly depending on the La content.

Furthermore we fully optimized the whole substitution series of $\text{Eu}_{1-x}\text{La}_x\text{Pd}_3$ compounds, obtaining the volume and Eu $4f$ occupation self-consistently. Similar to the observation for the EuPd_3B_x series under B insertion, we found a sudden change of the optimized lattice parameters for a critical La concentration $x \approx 0.4$ (compare Fig. 5, top). This discontinuity of the volume is connected to a sudden change in the occupation of the Eu $4f$ majority spin channel (see Fig. 5, bottom). The comparison of the critical concentration in both systems, EuPd_3B_x and $\text{Eu}_{1-x}\text{La}_x\text{Pd}_3$, reveals the electron count as the key parameter determining the valence state of the systems. In the case of EuPd_3B the system gains 3 valence electrons compared to EuPd_3 . Thus, for the critical B content of $x_c = 0.2$, the valence transition sets in at 0.6 electrons per Eu site. Substituting La in $\text{Eu}_{1-x}\text{La}_x\text{Pd}_3$ not only increases the number of valence electrons but also reduces the number of Eu sites. Based on one additional valence electron per substituted La atom, the critical La concentration between $x = 0.35$ and $x = 0.4$ (equivalent to 0.35 and 0.4 electrons, respectively) is shared by 0.6 Eu sites, resulting in about 0.54 to 0.67 additional valence electrons per Eu site. Thus, the critical number of additional electrons per Eu site is essentially the same in both systems (compare Fig. 5, insets), which supports independently the predominant role of the valence electron count for the Eu valence change.

IV. SUMMARY

In this joint theoretical and experimental investigation we combined DFT based electronic structure calculations with x-ray absorption and x-ray diffraction measurements at high pressures to elucidate the driving force of the valence transition in the system EuPd_3B_x , which

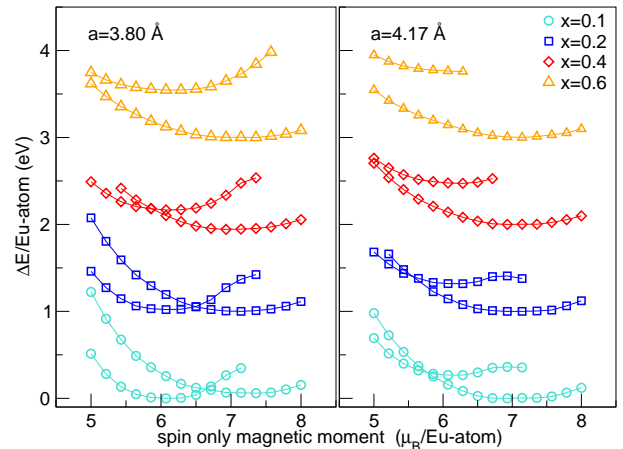


FIG. 4. (color online) Fixed spin moment calculation for different La concentrations in $\text{Eu}_{1-x}\text{La}_x\text{Pd}_3$ at two volumes. For a small volume ($a = 3.80\text{\AA}$) an increasing La concentration changes the energy balance between the $4f^6$ and $4f^7$ state (left). A large volume ($a = 4.17\text{\AA}$) stabilizes the $4f^7$ state (right).

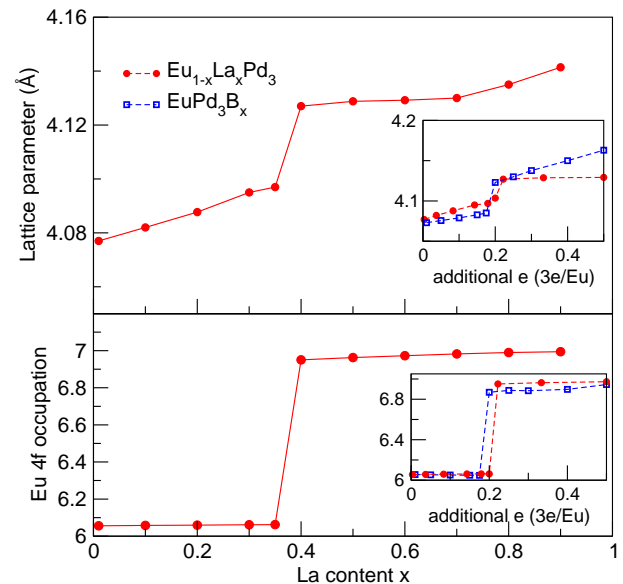


FIG. 5. (color online) Optimized lattice parameter and Eu $4f$ occupation for different La concentrations in $\text{Eu}_{1-x}\text{La}_x\text{Pd}_3$. The jump in the lattice parameter and Eu $4f$ occupancy coincides. Insets: Comparison to the development of EuPd_3B_x for different B contents. The data are presented with respect to the same number of additional electrons per Eu site in the system.

stimulated many studies in the past. In the series of EuPd_3B_x compounds ($0 \leq x \leq 0.53$), a valence transition from Eu^{3+} towards Eu^{2+} into a heterogeneous mixed-valence state was observed with increasing B content, where the onset of the transition at $x_c = 0.2$ yields a pronounced lattice anomaly. The strong interplay of the

Eu valence state and the crystal structure raised the question whether this transition is driven by (i) the change in the volume, (ii) the specific chemical bonding of boron or by (iii) the valence electron count. Since the substitution of B into the system influences several parameters simultaneously, in particular the crystal structure and the number of valence electrons, the underlying mechanism is not obvious. Furthermore, the separation of the different parameters is impeded as the insertion of an atom usually induces at the same time disorder and changes of the local crystal field due to local distortions. However, also theory cannot solve the problem unambiguously as a mixed-valence state cannot be simulated in a standard DFT approach. Thus, we applied a combination of different techniques to unravel the contributions of the different effects on the valence transition.

To estimate the pure volume effect (i) on the Eu valence state, high-pressure experiments for samples with a fixed B content above the critical concentration have been performed. The results of the XAS measurements yield a sizable influence of pressure on the Eu valence, although the mixed-valence state can be reversed only partially for pressures up to 25 GPa. The critical volume for the transition (corresponding to $x = 0.2$ at ambient pressure) is already reached at about 10 GPa, but the mean valence of $\text{EuPd}_3\text{B}_{0.48}$ only changes by about 10%. This leads to the picture that the volume change (i) is of minor importance for the transition. However, the observed valence change of Eu is independently confirmed by XRD experiments under pressure. The evaluation of

the obtained equations of state for two EuPd_3B_x ($x = 0.32, 0.48$) and two Gd-reference ($x = 0.35, 0.44$) systems with a stable $4f$ configuration resulted in a significantly smaller bulk modulus for the Eu compounds. This softer pressure dependence of the Eu compounds is a fingerprint of the valence change. The experimental results conform well with the electronic structure calculations that yield a much stronger influence of the B insertion than a mere volume expansion of the unit cell.

The relevance of the remaining parameters ((ii) boron chemistry *vs.* (iii) valence electron count) could be estimated by a systematic theoretical study of the series $\text{Eu}_{1-x}\text{La}_x\text{Pd}_3$, where a similar valence change for $x=0.6$ was reported recently [22]. The calculations indicate a valence transition in $\text{Eu}_{1-x}\text{La}_x\text{Pd}_3$ for $x_c^{\text{La}} \geq 0.4$ which corresponds surprisingly well with the electron count per Eu for the critical B content $x_c^{\text{B}} = 0.2$. Consequently, this leads to the conclusion that the valence transition in EuPd_3 derived compounds is essentially of electronic origin and ruled by the number of additional valence electrons. A detailed experimental study of the $\text{Eu}_{1-x}\text{La}_x\text{Pd}_3$ system to challenge the theoretical prediction is underway.

V. ACKNOWLEDGEMENT

We thank for the use of the computational facilities at the IFW, Dresden and the access to the ESRF beam lines ID24 (proposals HE-3201 and IH-HC-1243) and ID09.

-
- [1] E. R. Bauminger, I. Felner, D. Levron, I. Nowik, and S. Ofer, *Phys. Rev. Lett.* **33**, 890 (1974)
 - [2] I. Felner and I. Nowik, *J. Phys. Chem. Solids* **39**, 763 (1977)
 - [3] E. V. Sampathkumaran, L. C. Gupta, R. Vijayaraghavan, K. V. Gopalakrishnan, R. Pillay, and H. G. Devare, *J. Phys.* **C14**, L237 (1981)
 - [4] B. Perscheid, E. V. Sampathkumaran, and G. Kaindl, *J. Mag. Magn. Mater.* **47**, 410 (1985)
 - [5] R. Nagarajan, E. V. Sampathkumaran, L. C. Gupta, R. Vijayaraghavan, V. Prabhawalkar, B. Haktdarshen, and B. D. Padalia, *Physics Lett.* **84A**, 275 (1981)
 - [6] G. Wortmann, I. Nowik, B. Perscheid, G. Kaindl, and I. Felner, *Phys. Rev. B* **43**, 5261 (1991)
 - [7] H. Wada, M. F. Hundley, R. Movshovich, and J. D. Thompson, *Phys. Rev. B* **59**, 1141 (1999)
 - [8] B. Ni, M. M. Abd-Elmeguid, H. Micklitz, J. P. Sanchez, P. Vulliet, and D. Johrendt, *Phys. Rev. B* **63**, 100102 (R) (2001)
 - [9] Z. Hossain, C. Geibel, N. Senthilkumaran, M. Deppe, M. Baenitz, F. Schiller, and S. L. Molodtsov, *Phys. Rev. B* **69**, 014422 (2004)
 - [10] G. Michels, C. Huhnt, W. Scharbrodt, W. Schlabitz, E. Holland-Moritz, M. M. Abd-Elmeguid, H. Micklitz, D. Johrendt, V. Keimes, and A. Mewis, *Z. Phys. B* **98**, 75 (1995)
 - [11] R. Pöttgen and D. Johrendt, *Chem. Mater.* **12**, 875 (2000)
 - [12] H. H. Klauss, M. Hillberg, W. Wagner, M. A. C. de Melo, F. J. Litterst, E. Schreier, W. Schlabitz, and G. Michels, *Hyperfine Interactions* **104**, 171 (1997)
 - [13] V. Ksenofontov, H. C. Kandpal, J. Ensling, M. Waldeck, D. Johrendt, A. Mewis, P. G. Gülich, and C. Felser, *Europhys. Lett.* **74**, 672 (2006)
 - [14] K. A. Gschneidner, *J. Less Comm. Met.* **17**, 13 (1969)
 - [15] K. H. J. Buschow, *Rep. Prog. Physics* **42**, 1373 (1979)
 - [16] A. R. Miedema, *J. Less Com. Met.* **46**, 167 (1976)
 - [17] F. R. de Boer, W. H. Dijkman, W. C. M. Mattens, and A. R. Miedema, *J. Less Common Met.* **64**, 241 (1979)
 - [18] W. C. M. Mattens, F. R. de Boer, A. K. Nissen, and A. R. Miedema, *J. Magn. Magn. Mater.* **31-34**, 451 (1983)
 - [19] J. M. Lawrence, P. S. Riseborough, and R. D. Parks, *Rep. Prog. Physics* **44**, 1 (1981)
 - [20] R. Gumeniuk, M. Schmitt, C. Loison, W. Carrillo-Cabrera, U. Burkhardt, G. Auffermann, M. Schmidt, W. Schnelle, C. Geibel, A. Leithe-Jasper, and H. Rosner, *Phys. Rev. B* **82**, 235113 (2010)
 - [21] C. Loison, A. Leithe-Jasper, and H. Rosner, *Phys. Rev. B* **75**, 205135 (2007)
 - [22] A. Pandey, C. Mazumdar, and R. Ranganathan, *J. Phys.: Condens. Matter* **21**, 216002 (2009)
 - [23] K. Koepf and H. Eschrig, *Phys. Rev. B* **59**, 1743 (1999)

- [24] J. P. Perdew and Y. Wang, Phys. Rev. B **45**, 13244 (1992)
- [25] H. Eschrig, K. Koepnik, and I. Chaplygin, J. Solid States Chemistry **176**, 482 (2003)
- [26] K. Koepnik, B. Velicky, R. Hayn, and H. Eschrig, Phys. Rev. B **55**, 5717 (1997)
- [27] J. A. Blackman, D. M. Esterling, and N. F. Berk, Phys. Rev. B **4**, 2412 (1971)
- [28] R. A. Forman, G. J. Piermarini, J. D. Barnett, and S. Block, Science **176**, 284 (1972)
- [29] A. P. Hammersley, S. O. Svensson, M. Hanand, A. Fitch, and D. Haeusermann, High Press. Res. **14**, 235 (1996)
- [30] J. Rodriguez-Carvajal, Physica B **192**, 55 (1993)
- [31] C. J. Howard and H. T. Stokes, Acta Cryst. **A61**, 93 (2005)
- [32] K. S. Aleksandrov, Sov. Phys. Crystallogr. **21**, 133 (1976)
- [33] See supplementary material document no. XXX.
- [34] M. Mizumaki, S. Tsutsui, H. Tanida, T. Uruga, D. Kikuchi, H. Sugawara, and H. Sato, J. Phys. Soc. Jpn. **76**, 053706 (2007)
- [35] We change the unit cell volume corresponding to a change in the lattice parameters from 3.80\AA to 4.16\AA . This volume range corresponds to a change in the lattice parameter from about 0.3\AA smaller than the optimized lattice parameter for the B free compound EuPd_3 to the optimized volume for $\text{EuPd}_3\text{B}_{0.5}$ with nearly maximal B concentration.
- [36] See supplementary material for a direct comparison of the resulting fixed spin moment calculation using VCA and CPA. Document no. XXX.
- [37] L. Cianchi, S. de Geunera, F. Gulisano, M. Menchini, and G. Spina, J. Phys.: Condens. Matter **3**, 781 (1991)
- [38] Volume difference from 4% from theory and 6% from XRD.
- [39] The larger error for the GdPd_3B_x compounds results from a slightly increase of the peak widths as discussion in Sec. II and shown in the supplementary material (Document no. XXX.).