

Tax evasion dynamics and Zaklan model on Opinion-dependent Network^{*}

F. W. S. Lima

Dietrich Stauffer Computational Physics Lab, Departamento de Física,
Universidade Federal do Piauí, 64049-550, Teresina - PI, Brazil.

e-mail: fwslima@gmail.com

★ This paper is dedicated to Dietrich Stauffer

Abstract

Within the context of agent-based Monte-Carlo simulations, we study the well-known majority-vote model (MVM) with noise applied to tax evasion on Stauffer-Hohnisch-Pittnauer (SHP) networks. To control the fluctuations for tax evasion in the economics model proposed by Zaklan, MVM is applied in the neighborhood of the critical noise q_c to evolve the Zaklan model. The Zaklan model had been studied recently using the equilibrium Ising model. Here we show that the Zaklan model is robust because this can be studied besides using equilibrium dynamics of Ising model also through the nonequilibrium MVM and on various topologies giving the same behavior regardless of dynamic or topology used here.

Keywords: Opinion dynamics, Sociophysics, Majority vote, Nonequilibrium.

1 Introduction

The Ising model [1, 2] has become an excellent tool to study other models of social application. The Ising model was already applied decades ago to explain how a school of fish aligns into one direction for swimming [3] or how workers decide whether or not to go on strike [4]. In the Latané model of Social Impact [5] the Ising model has been used to give a consensus, a fragmentation into many different opinions, or a leadership effect when a few people change the opinion of lots of others. To some extent the voter model of Liggett [6] is a zero-temperature Ising-type model: opinions follow the majority of the neighbourhood, similar to Schelling [7], all these cited models

and others can be found out in [8]. Already Föllmer (1974) [9] applied the Ising model to economics.

The tax evasion remains to be a major predicament facing governments [10, 11, 12, 13]. Experimental evidence provided by Gächter [14] indeed suggests that tax payers tend to condition their decision regarding whether to pay taxes or not on the tax evasion decision of the members of their group. Frey and Torgler [15] also provide empirical evidence on the relevance of conditional cooperation for tax morale. Following the same context, recently, Zaklan et al. [16, 17] developed an economics model to study the problem of tax evasion dynamics using the Ising model through Monte-Carlo simulations with the Glauber and heatbath algorithms (that obey detailed-balance equilibrium) to study the proposed model.

Grinstein et al. [18] have argued that nonequilibrium stochastic spin systems on regular square lattices with up-down symmetry fall into the universality class of the equilibrium Ising model [18]. This conjecture was confirmed for various Archimedean lattices and in several models that do not obey detailed balance [19, 20, 21, 22, 23]. The majority-vote model (MVM) is a nonequilibrium model proposed by M.J. Oliveira in 1992 and defined by stochastic dynamics with local rules and with up-down symmetry on a regular lattice shows a second-order phase transition with critical exponents β , γ , ν which characterize the system in the vicinity of the phase transition identical [22, 24] with those of the equilibrium Ising model [1] for regular lattices. Lima et al. [25] studied MVM on VD random lattices with periodic boundary conditions. These lattices possess natural quenched disorder in their connections. They showed that the presence of quenched connectivity disorder is enough to alter the exponents β/ν and γ/ν from the pure model and therefore is a relevant term to such non-equilibrium phase-transition in disagreement with the arguments of Grinstein et al. [18]. Recently, simulations on both *undirected* and *directed* scale-free networks [26, 27, 29, 30, 31, 32, 33], random graphs [45, 46] and social networks [47, 48, 49], have attracted interest of researchers from various areas. These complex networks have been studied extensively by Lima et al. in the context of magnetism (MVM, Ising, and Potts model) [50, 51, 36, 52, 53, 54], econophysics models [17, 55, 56] and sociophysics model [57, 58].

In the present work, we study the behavior of the tax evasion on SHP networks using the dynamics of MVM, furthermore add a policy makers's tax enforcement mechanism consisting of two components: a probability of an audit each person is subject to in every period and a length of time detected

tax evaders remain honest. We aim here is to extend the study of Zaklan et al. [16, 17], which illustrates how different levels of enforcement affect the tax evasion over time, to dynamics of MVM as an alternative model of nonequilibrium to the Ising model that is capable of reproduce the same results for analysis and control of the tax evasion fluctuations. Then, we show that the Zaklan model is very robust for equilibrium and nonequilibrium models and also for various topologies used here. We show that the choice of using the Ising (equilibrium dynamics) or MVM (nonequilibrium dynamics) used to evolve the Zaklan model is irrelevant, because the results obtained in this work are about the same for both Ising and MVM. The Zaklan model also is robust, because it works on SHP network. We show that for this topology the Zaklan model reaches our objective, that is, to control the tax evasion of a country (Germany and others). This does not occur with other models as Axelrod-Ross model for evolution of ethnocentrism [57], because the results are different depending of the topology of the network. The Ising model also is not robust, because on directed Barabási-Albert network there is no phase transition present as also on directed SL, 3D, 4D and directed hypercubic lattices [33]. As described above, the MVM was proposed by M.J. Oliveira in 1992 [22] in order to improve the criterion of Grinstein et al. [18], initially described above. In the order to achieve his goal he used 4^4 (SL) Archimedean lattice. However, also with the aim to improve this criterion other researchers studied MVM on several other topologies that are not Archimedean [34, 25, 51, 35, 51, 37, 38]. To their surprise all results obtained for the critical exponents are different from results obtained by M.J. Oliveira, and are also different for each topology used. Pereira et al. [35] then concluded that MVM has different universality classes which depend only on the topology used, and that all have one thing in common that is their $2\beta/\nu + \gamma/\nu = D_{eff}$ effective dimension, obtained by critical exponents for each topology used, equals $D_{eff} = 1$. Here, we show that the Zaklan model behavior is similar for all topologies or dynamics studied here. Therefore, we believe that this model is very robust, different from the other models cited above. Galam [39, 40, 41, 42, 43, 44] introduced for the first time local majority rules in social systems to the field of sociophysics using discrete opinion models. Here, we also hope to introduce for the first time the use of MVM to the field of sociophysics or econophysics using discrete opinions as in the Zaklan model. Therefore, we do not live in a social equilibrium, any rumor or gossip can lead to a government or market chaos and we believe that nothing is better than a nonequilibrium model (MVM) to explain events

of nonequilibrium. The difference of this work compared to previous studies using the Zaklan's model this is the application on the social networks that follow the prescription of Hohnisch bonds of SHP networks [49].

Hohnisch bonds of SHP [49] are links connecting nodes with different values (spins, opinions, ...) on them; they are at each time step with a low probability 0.0001 replaced by a link to another randomly selected node. Links connecting agreeing nodes are not replaced. In the present work we start with each node having links to four randomly selected neighbors. All links are directed.

The remainder of our paper is organised as follows. In section 2, we present the Zaklan model evolving with dynamics of MVM. In section 3 we make an analysis of tax evasion dynamics with the Zaklan model on two-dimensional square lattices using MVM for their temporal evolution under different enforcement regimes; we discuss the results obtained. In section 4 we show that MVM also is capable to control the different levels of the tax evasion analysed in section 3, as it was made by Zaklan et al. [17] using Ising models. We use the enforcement mechanism cited above on SHP network, we discuss the resulting tax evasion dynamics. Finally in section 5 we present our conclusions about the study of the Zaklan model using MVM. Results for different topologies (directed and undirected Barabási-Albert networks, simple square lattices) were given in [56].

2 Zaklan model

On SHP networks each site of the network is inhabited, at each time step, by an agent with "voters" or spin variables σ taking the values $+1$ representing an honest tax payer, or -1 trying to at least partially escape her tax duty. Here is assumed that initially everybody is honest. Each period individuals can rethink their behavior and have the opportunity to become the opposite type of agent they were in previous period. In each time period the system evolves by a single spin-flip dynamics with a probability w_i given by

$$w_i(\sigma) = \frac{1}{2} \left[1 - (1 - 2q)\sigma_i S\left(\sum_{\delta=1}^{k_i} \sigma_{i,\delta}\right) \right], \quad (1)$$

where $S(x)$ is the sign ± 1 of x if $x \neq 0$, $S(x) = 0$ if $x = 0$, and the summation runs over all k_i nearest-neighbour sites $\sigma_{i,\delta}$ of σ_i . In this model an agent assumes the value ± 1 depending on the opinion of the majority of its

neighbors. The control noise parameter q plays the role of the temperature in equilibrium systems and measures the probability of aligning σ_i antiparallel to the majority of its neighbors $\sigma_{i,\delta}$. Then various degrees of homogeneity regarding either opinion are possible. An extremely homogenous group is entirely made either of honest people or of tax evaders, depending of the sign $S(x)$ of the majority of neighbors. If $S(x)$ of the neighbors is zero the agent σ_i will be honest or evader in the next time period with probability $1/2$. We further introduce a probability of an efficient audit (p). Therefore, if tax evasion is detected, the agent must remain honest for a number k of time steps. Here, one time step is one sweep through the entire network.

3 Controlling the tax evasion dynamics

In order to calculate the rate of tax evaders, we use the equation below,

$$\text{tax evasion} = \left[N - N_{\text{honest}} \right] / N, \quad (2)$$

where N is the total number and N_{honest} the honest number of agents. The tax evasion is calculated at every time step t of system evolution; one time step is one sweep through the entire network.

Here, we first will present the baseline case $k = 0$, i.e., no use of enforcement, at $q = 0.95q_c$ and with $N = 400$ sites for SHP network. All simulation are performed over 20,000 time steps, as shown in Fig. 1. For very low noises the part of autonomous decisions almost completely disappears. The individuals then base their decision solely on what most of their neighbours do. A rising noise has the opposite effect. Individuals then decide more autonomously. For MVM it is known that for $q > q_c$, half of the people are honest and the other half cheat, while for $q < q_c$ either one opinion or the other opinion dominates. Because of this behavior we set at fixed "Social Temperature" (q) to some values slightly below q_c , where the case that agents distribute in equal proportions onto the two alternatives is excluded. Then having set the noise parameter q close to $q_c = 0.116$ on the SHP network, we vary the degrees of punishment ($k = 1, 10$ and 50) and audit probability rate ($p = 0.5\%$, 10% and 90%). Therefore, if tax evasion is detected, the enforcement mechanism (p) and the period time of punishment k are triggered in order to control the tax evasion level. The punished individuals remain honest for a certain number k of periods, as explained before in section 2.

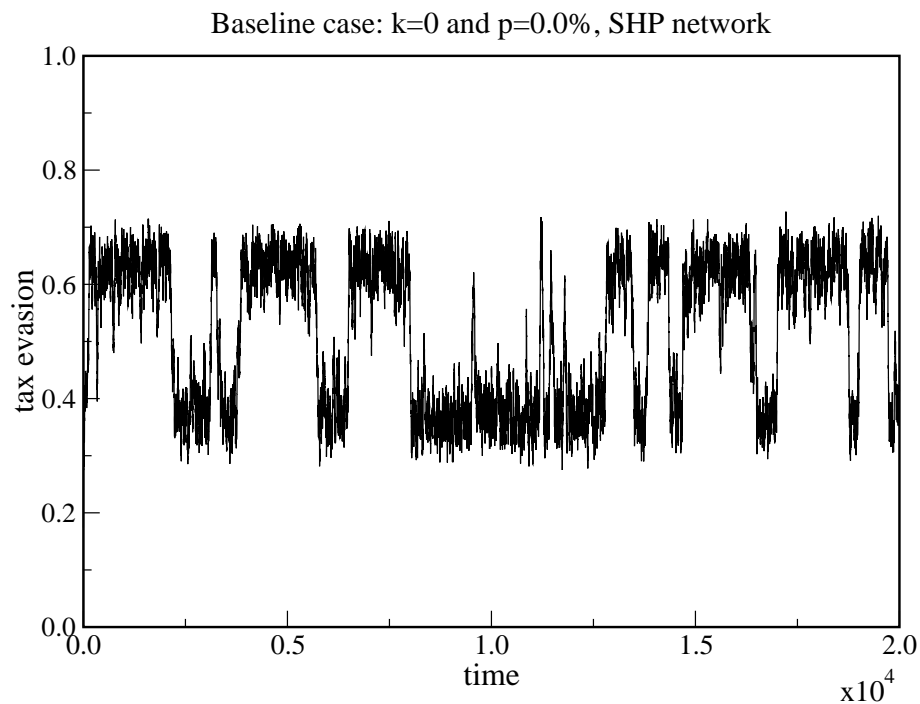


Figure 1: Baseline case for SHP network. We use $q = 0.95q_c$ on SHP networks and perform all simulation over 20,000 time steps, also in the later figures.

In Fig. 1 we plot the baseline case $k = 0$, i.e., no use of enforcement, for the SHP for dynamics of the tax evasion over 20,000 time steps. Although everybody is honest initially, it is impossible to predict roughly which level of tax compliance will be reached at some time step in the future.

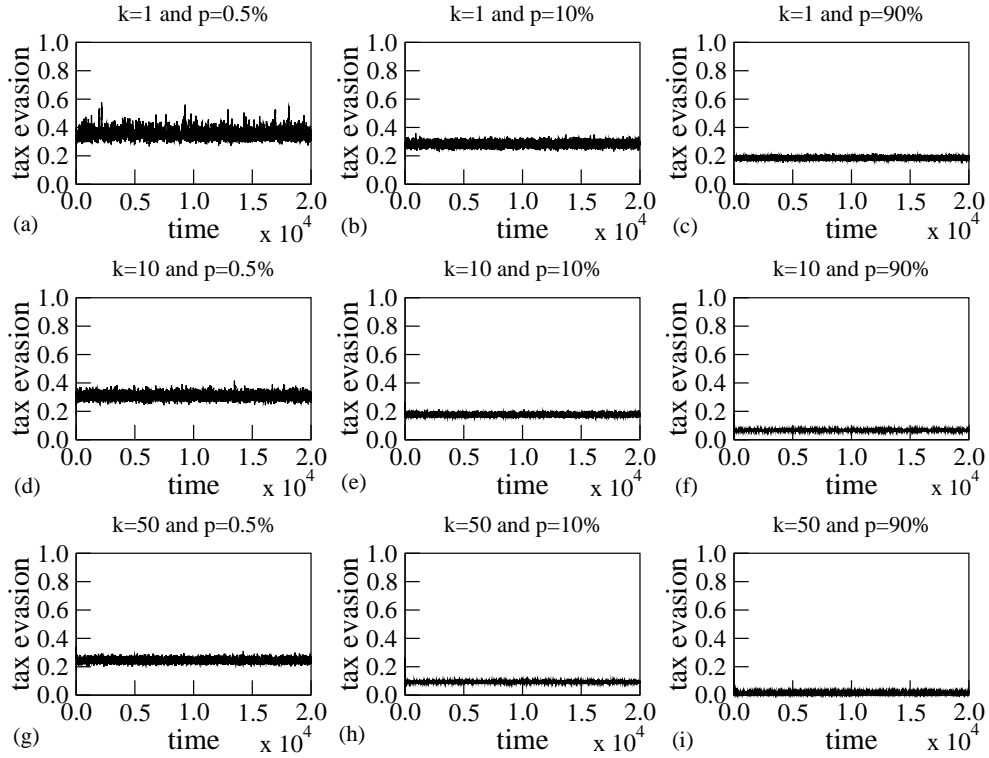


Figure 2: The SHP networks of tax evasion with various degrees of enforcement.

Figure 2 illustrates different simulation settings for SHP networks, for each considered combination of degree of punishment ($k = 1, 10$ and 50) and audit probability ($p = 0.5\%$, 10% and 90%), where the tax evasion is plotted over 20,000 time steps. Here we show that even a very small level the enforcement ($p = 0.5\%$ and $k = 1$) suffices to reduce fluctuations in tax evasion and to establish mainly compliance. Both a rise in audit probability (greater p) and a higher penalty (greater k) work to flatten the time series of tax evasion and to shift the band of possible non-compliance values towards more compliance. However, the simulations show that even extreme enforcement measures ($p = 90\%$ and $k = 50$) cannot fully solve the problem of tax evasion.

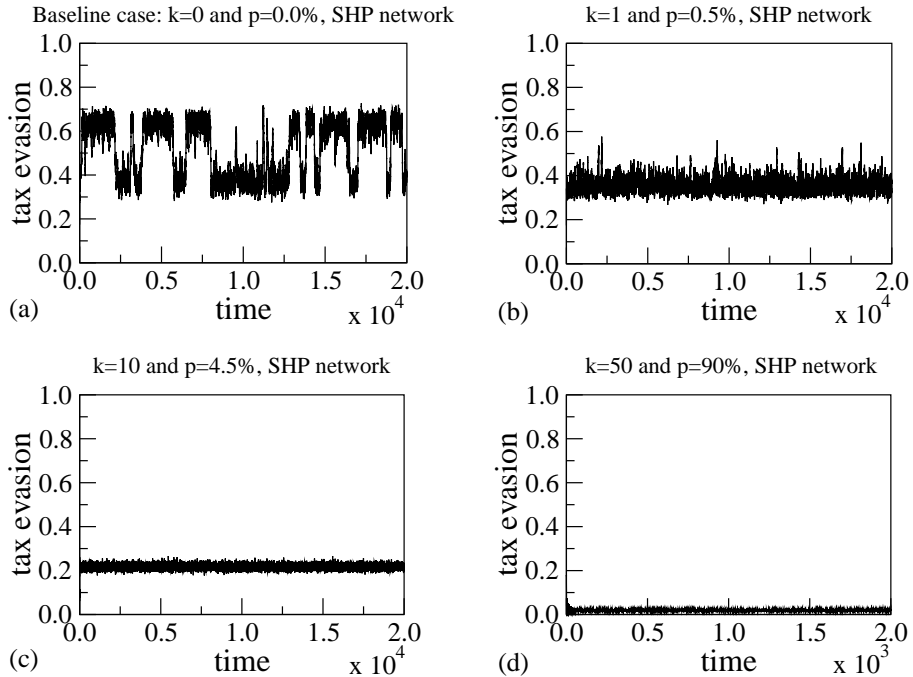


Figure 3: Tax evasion for different enforcement regimes SHP Network and for degrees of punishment $k = 0, 1, 10$ and 50 and audit probability $p = 0.0\%, 0.5\%, 4.5\%$, and 90% .

In Fig. 3 we plot tax evasion for SHP network with $N = 400$, again for different enforcement $k = 0, k = 1, 10$, and 50 , but now with audit probability $p = 0.0\%$, $p = 0.5\%$, $p = 4.5\%$, and $p = 90\%$. For case (a) we plot the baseline case $k = 0$, i.e., no use of enforcement for SHP networks and parameters as in Fig. 1. As everybody is honest initially, it is impossible to predict which level of tax compliance will be reached at some time step in the future. For case (b) we show the tax evasion level decreases with audit probability increasing to $p = 0.5\%$ even for small of punishment $k = 1$. In the case (c) we show the tax evasion level decreases, on SHP network, for a more realistic set of possible values degrees of punishment $k = 10$ and audit probability $p = 4.5\%$ [14, 58, 16]. In the case (d) we also show tax evasion level decreases much more for an extreme set of punishment $k = 50$ and audit probability $p = 90\%$ [14, 16].

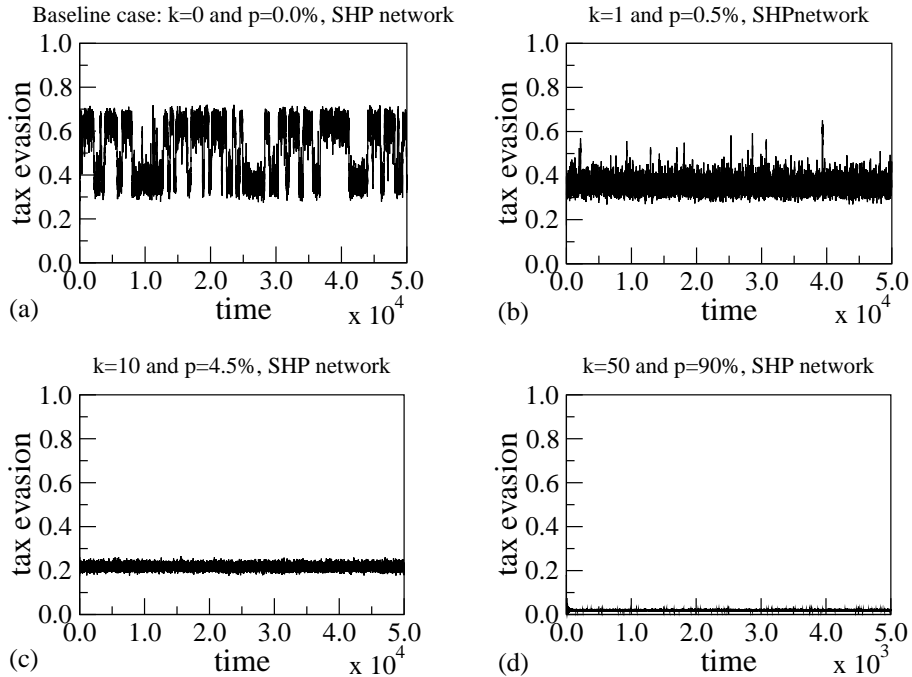


Figure 4: Tax evasion for different enforcement regimes SHP Network and for degrees of punishment $k = 0, 1, 10$ and 50 and audit probability $p = 0.0\%, 0.5\%, 4.5\%$, and 90% . Now differently from our earlier figures we use $N = 4,000$ sites (nodes) of SHP network.

In Fig. 4 we plot tax evasion for SHP network with $N = 4,000$ (and not $N = 400$ as for the figures before), again for the same parameters studied in the Fig. 3. Therefore, in Fig. 4 we showed that also for large networks with $4,000$ nodes and $50,000$ time steps, studied here, the control of tax evasion is achieved by increasing k and/or p .

4 Conclusion

Wintrobe and Gërkhani [58] explain the observed higher level of tax evasion in generally less developed countries with a lower amount of trust that people have in governmental institutions. To study this problem Zaklan et al. [16, 17] proposed a model, called here the Zaklan model, using Monte Carlo simulations and an equilibrium dynamics (Ising model) on square lattices.

Their results are in good agreement with analytical and experimental results obtained by [9, 10, 11, 12, 13, 14, 15, 58]. In this work we show that the Zaklan model is very robust for analysis and control of tax evasion, because we use a nonequilibrium dynamics (MVM) to simulate the Zaklan model, that is the opposite of the study done by [16, 17] equilibrium dynamics (Ising model), and also on various topologies [56]. Our results are similar to the results obtained by Zaklan et al. [16, 17] regardless of dynamic or topology. As we do not live in a social equilibrium and any rumor or gossip can lead to a government or market chaos, we believe that a non-equilibrium model (MVM) explains better events of non-equilibrium. Therefore, as the Zaklan model is a sociophysics and econophysics model, we also believe that the best topology used for simulations of this model are until now the undirected Barabási-Albert and SHP Social networks.

Acknowledgments

The author thanks D. Stauffer for many suggestions and fruitful discussions during the development of this work and also for reading this paper. We also acknowledge the Brazilian agency CNPQ for its financial support. This work also was supported by the system SGI Altix 1350 at the computational park CENAPAD.UNICAMP-USP, SP-BRAZIL.

References

- [1] L. Onsager, Phys. Rev. 65, 117 (1944); B. Kaufmann, Phys. Rev. **76**, 1232 (1949).
- [2] R. J. Baxter, *Exactly solved models in statistical mechanics*, London, Academic Press (1982).
- [3] E. Callen, D. Shapero, Physics Today 27 (2), 23 (1974).
- [4] S. Galam, Y. Gefen and Y. Shapir, *J. Mathematical Sociology* **9**, 1 (1982).
- [5] B. Latané, *Am. Psychologist* **36**, 343 (1981).
- [6] T. M. Liggett, *Interacting Particle Systems*, Springer, New York (1985)

- [7] T. C. Schelling, *J. Mathematical Sociology* **1**, 143 (1971).
- [8] D. Stauffer, S. Moss de Oliveira, P. M. C. de Oliveira and J. S. Sá Martins, *Biology, Sociology, Geology by Computational Physicists* Elsevier Amsterdam (2006); C. Castellano, S. Fortunato and V. Loreto, *Rev. Mod. Phys.* **81**, 591 (2009).
- [9] H. Föllmer, *Journal of Mathematical Economics* **1**, 51 (1974).
- [10] K. Bloomquist, *Social Science Computer Review* **24**, 411 (2006).
- [11] J. Andreoni, B. Erard and J. Feinstein, *Journal of Economic Literature* **36**, 818 (1998).
- [12] L. Lederman, *Public Law Research paper No. 50*, (2003).
- [13] J. Slemrod, *Journal of Economic Perspective* **21**, 25 (2007).
- [14] S. Gächter, *Discussion Papers 2006-03* CeDEx, University of Nottingham (2006).
- [15] B. S. Frey and B. Togler, *IEW-Working papers* 286, Institute for Empirical Research in Economics, University of Zurich (2006).
- [16] G. Zaklan, F. Westerhoff and D. Stauffer, *arXiv:0801.2980*. (2008), = *J. Econ. Interact. Coordination* **4**, 1 (2008).
- [17] G. Zaklan, F. W. S. Lima and F. Westerhoff, *Physica A* **387**, 5857 (2008).
- [18] G. Grinstein, C. Jayaprakash and Y. He, *Phys. Rev. Lett.* **55**, 2527 (1985)
- [19] C. H. Bennett, *Phys. Rev. Lett.* **55**, 657 (1985).
- [20] J. S. Wang and J. L. Lebowitz, *J. Stat. Phys.* **51**, 893 (1988).
- [21] M. C. Marques, *Phys. Lett. A* **145**, 379 (1990).
- [22] M. J. Oliveira *J. Stat. Phys.* **66** 273 (1992).
- [23] F. W. S. Lima, *Int. J. Mod. Phys. C* **17** 1273a (2006).

- [24] M. A. Santos and S. Teixeira, *J. Stat. Phys.* **78**, 963 (1995).
- [25] F. W. S. Lima, U. L. Fulco and R. N. Costa Filho, *Phys. Rev. E* **71**, 036105 (2005).
- [26] M. E. J. Newman, S. H. Strogatz and D. J. Watts, *Phys. Rev. E* **64**, 026118 (2001).
- [27] A. D. Sanchez, J. M. Lopez and M. A. Rodriguez, *Phys. Rev. Lett.* **88**, 048701 (2002)
- [28] G. Palla, I. J. Farkas, P. Pollner, I. Derenyi and T. Vicsek, *New J. Phys.* **9**, 186 (2007).
- [29] A.-L. Barabási, R. Albert, *Science* **286** 509 (1999).
- [30] A. Aleksiejuk , J. A. Hołyst and D. Stauffer, 2002 *Physica A* **310**, 269 (2002).
- [31] M. A. Sumour and M. M. Shabat, 2005 *Int. J. Mod. Phys. C* **16**, 585 (2005).
- [32] M. A. Sumour, M. M. Shabat and D. Stauffer, *Islamic University Journal (Gaza)* **14**, 209 (2006).
- [33] F. W. S. Lima and D. Stauffer, *Physica A* **359**, 423 (2006).
- [34] P. R. Campos, V. M. Oliveira and F. G. B. Moreira, *Phys. Rev. E* **67**, 026104 (2003).
- [35] L.F.C. Pereira and F.G.B. Moreira, *Phys. Rev. E* **71**, 016123 (2005).
- [36] F. W. S. Lima, *Commun. Comput. Phys.* **2**, 358 (2007).
- [37] E. M. S. Luz and F. W. S. Lima, *Internat J. Modern Phys. C* **18**, 1251 (2007).
- [38] F. W. S. Lima , A. O. Sousa and M. A. Sumour, *Physica A* **387**, 3503 (2008).
- [39] S. Galam, *Int. J. General Systems* **18**, 191 (1990).
- [40] S. Galam, *Journal of Statistical Physics* **61**, 943 (1990).

- [41] S. Galam, B. Chopard, A. Masselot and M. Droz, *Eur. Phys. J. B* **4**, 529 (1998).
- [42] S. Galam, *European Physical Society* **70**, 705 (2005).
- [43] S. Gekle, L. Peliti, and S. Galam, *Eur. Phys. J. B* **45**, 569 (2005).
- [44] S. Galam, *Int. J. Mod. Phys. C* **19**, 409 (2008).
- [45] P. Erdős and A. Rényi, *Publ. Math Debrecen* **6**, 290 (1959), P. Erdős and A. Rényi, *Publ. Math. Inst. Hung. Acad. Sci.* **5**, 17 1960 , P. Erdős and A. Rényi, *Bull. Inst. Int. Stat.* **38**, 343 (1961).
- [46] B. Balobás, *Random Graphs* Academic Press (New York) (1985).
- [47] D. J. Watts and S. H. Strogatz, *Nature* **393**, 440 (1998).
- [48] S. Wasseman, K. Faust and B. Balobás, *Social Networks Analysis* Cambridge University Press. (Cambridge) (1994).
- [49] D. Stauffer, M. Hohnisch and S. Pittnauer, *Physica A* **370**, 734 (2006). See also P. Holme and M. E. J. Newman, *Phys. Rev.* **74**, 056108 (2006); A. E. Allahveryan and K. G. Petrosyan, 2006, *Europhysics Letters* **75**,908 (2006).
- [50] F. W. S. Lima, *Int. J. Mod. Phys. C* **17**, 1267 (2006).
- [51] F. W. S. Lima, *Int. J. Mod. Phys. C* **17**, 257 (2006).
- [52] F. W. S. Lima, *Commun. Comput Phys.* **2**, 522 (2007).
- [53] F. W. S. Lima, *Int. J. Mod. Phys. C* **19**, 1063 (2008).
- [54] F. P. Fernandes and F. W. S. Lima, *Int. J. Mod. Phys. C* **19**, 1777 (2008).
- [55] F. W. S. Lima and G. Zaklan, *Int. J. Mod Phys. C* **19**, 1797 (2008).
- [56] F. W. S. Lima, *Journal of Physics: Conference Series* **246**, 012033 (2010).
- [57] F. W. S. Lima, T. Hadzibeganovic and D. Stauffer, *Physica A* **388**, 4999 (2009).

- [58] R. Wintrobe and K. Gërxhani, *Proceedings of the Annual Meeting of the European Public Choice Society* (2004).