

Interplay of Coulomb interaction and spin-orbit effects in multi-level quantum dots

S. Grap,¹ V. Meden,¹ and S. Andergassen^{1,2}

¹*Institut für Theorie der Statistischen Physik, RWTH Aachen, D-52056 Aachen, Germany
and JARA-Fundamentals of Future Information Technology*

²*Faculty of Physics, University of Vienna, Boltzmannngasse 5, 1090 Wien, Austria
(Dated: April 24, 2022)*

We study electron transport through a multi-level quantum dot with Rashba spin-orbit interaction in the presence of local Coulomb repulsion. We focus on the parameter regime in which the level spacing is larger than the level broadening. Motivated by recent experiments, we compute the level splitting induced by the spin-orbit interaction at finite Zeeman fields B , which provides a measure of the renormalized spin-orbit energy. This level splitting is responsible for the suppression of the Kondo ridges at finite B characteristic for the multi-level structure. In addition, the dependence of renormalized g -factors on the relative orientation of the applied B field and the spin-orbit direction following two different protocols used in experiments is investigated.

PACS numbers: 05.60.Gg, 71.10.-w, 71.70.Ej, 73.63.Kv

I. INTRODUCTION

In linear response transport through quantum dots at low temperatures, a two-fold Kramers degeneracy leads to the spin Kondo effect in presence of a sufficiently strong local interaction U as compared to the level-lead hybridization Γ . In the Kondo regime charge fluctuations of the dot are suppressed and the physics is dominated by spin fluctuations. Varying the level positions by an external gate voltage V_G , characteristic conductance plateaus, so-called Kondo ridges, of width U appear around odd (average) electron fillings.¹⁻⁷ Breaking the two-fold Kramers-degeneracy by a local Zeeman field of amplitude B destroys the Kondo ridge and the conductance plateau is split into two Lorentzian resonances of width $\propto \Gamma$ along the V_G -axis. In contrast, spin-orbit interaction (SOI), although breaking spin-rotational symmetry by designating a certain (spin) direction, does not destroy the Kondo effect.⁸⁻¹¹ In the presence of SOI spin is no longer a good quantum number but a Kramers doublet remains as time-reversal symmetry is conserved.

In multi-level dots with initially (at $B = 0$) well separated levels increasing B might lead to energetically degenerate states (level crossings) resulting from different orbitals. If one is a spin-up and one a spin-down state and the gate voltage is tuned such that an electron fluctuates between these states one might expect the emergence of a spin Kondo effect at finite magnetic fields.¹¹⁻¹⁴ If the orbital quantum number is conserved in the leads in such systems additional orbital Kondo effects¹⁵ and combinations of spin and orbital Kondo effects¹⁶ may appear. Here we consider a setup where the dot orbital quantum number does not arise in the leads and we thus concentrate on the spin Kondo effect. In contrast to the standard $B = 0$ Kondo effect the one appearing at finite B is not protected by time-reversal symmetry and can be suppressed in presence of a finite SOI.¹⁷

We here study the dot setup sketched in Fig. 1 as a minimal model for a multi-level system. It consists

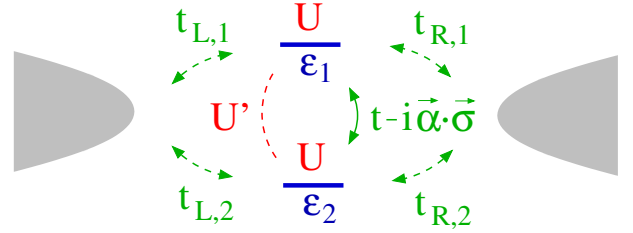


FIG. 1. (Color online) The considered setup consists of two parallel quantum dots with energies $\epsilon_{1/2} = V_G \pm \delta$ coupled by a hopping amplitude t and a SOI of strength α . The levels are split by an external Zeeman field B . The local Coulomb interaction is U and the interaction between electrons on the two dots is U' . The system is coupled to noninteracting leads by hopping amplitudes $t_{\beta,j}$ with $\beta = L, R$ and $j = 1, 2$.

of a tight-binding model with two lattice sites 1 and 2 coupled by the electron hopping of amplitude t and connected to two semi-infinite noninteracting leads via tunnel couplings of strength $t_{\beta,j}$ with $\beta = L, R$ and $j = 1, 2$. The on-site energies of the two levels are given by $\epsilon_{1/2} = V_G \pm \delta$. The Rashba SOI identifies the z -direction of the spin space and is modeled as an imaginary electron hopping with spin-dependent sign between the two lattice sites.^{9,18-21} We choose the parameters in such a way as to deal with two well separated sets of spin degenerate states, that is the molecular regime. We here exclusively consider the coupling of a magnetic field to the spin degree of freedom (Zeeman term) and neglect its effect on the orbital motion. The Zeeman field can be decomposed in a parallel and an orthogonal component with respect to the z -direction. The local Coulomb interaction (charging energy) is modeled as an on-site U as well as a nearest-neighbor interaction U' , and treated within an approximate static functional-renormalization group (fRG) approach.²²

Motivated by recent experiments on InAs quantum dots in the Kondo regime,²³⁻²⁵ we determine the level splitting induced by the SOI at finite B fields. It pro-

vides a measure for the renormalized SOI energy. The dependence of this spin-orbit energy on the relative orientation of the Zeeman field and the spin-orbit direction was measured.^{23,24,26–31} In the interpretation of the data Kondo correlations were ignored. We here study how those modify the angular dependence of the level splitting. In addition, we investigate how the two-particle interaction affects the orientation dependence of effective g -factors, as extracted experimentally following two distinct protocols. In the first the gate-voltage dependence of the linear conductance^{23,24,32} is used to extract g_{Cond} , in the second bias spectroscopy is employed leading to g_{Levels} .^{23,26,27,33} We will show that the SOI energy and g_{Levels} both have an overall amplitude which is renormalized by the two-particle interaction. In addition, the functional dependence on the angle between the SOI and Zeeman field direction is modified. The g -factor g_{Cond} remains unaffected. The renormalization due to the two-particle interaction is seen to be competing with asymmetry effects.

The paper is organized as follows. In the next section, we introduce our minimal multi-level dot model and review the basic concepts of the approximate fRG treatment of the Coulomb interaction. In Sec. III we discuss our results. We first assess the potential of our model in connection with the fRG to describe the experimentally observed effects in Sec. III A. In Sec. III B we determine the angular dependence of the SOI-induced level splitting at finite Zeeman field for the simplest possible model and provide an intuitive physical picture for the interpretation of the finite-bias spectroscopy. In Sec. III C we discuss the extraction of effective g -factors from the gate-voltage dependence of the linear conductance and the bias spectroscopy as well as their respective angular dependencies. Sec. III D deals with an extension of the simplest models and examines a more realistic asymmetric set of parameters, making close contact to recent experimental data.^{23,24,26,27} Finally, we conclude with a short summary.

II. MODEL AND METHOD

A. Multi-Level Quantum Dot

The considered minimal multi-level quantum dot model is realized by two spin-degenerate levels (at $B = 0$) with the possibility of electron hoppings between these levels as sketched in Fig. 1. The Hamiltonian of the isolated dot contains several terms

$$H_{\text{dot}} = H_0 + H_{\text{SOI}} + H_Z + H_{\text{int}} .$$

The free part

$$H_0 = \sum_{\sigma} \left[\sum_{j=1,2} \epsilon_j d_{j,\sigma}^{\dagger} d_{j,\sigma} - t \left(d_{2,\sigma}^{\dagger} d_{1,\sigma} + \text{H.c.} \right) \right] ,$$

with $d_{j,\sigma}^{\dagger}$ being the creation operator of an electron of spin $\sigma = \uparrow, \downarrow$ on the dot site $j = 1, 2$ (Wannier states), contains the conventional hopping $t > 0$, and the on-site energies $\epsilon_{1/2} = V_G \pm \delta$ which can be tuned by an external gate voltage V_G . The difference of the on-site energies is parametrized by the level splitting 2δ . The effect of a Rashba SOI resulting from spatial confinement is taken into account by an imaginary hopping amplitude of spin-dependent sign.^{9,18–21} The Rashba hopping term with amplitude $\alpha > 0$ reads

$$H_{\text{SOI}} = \alpha \sum_{\sigma,\sigma'} \left[d_{2,\sigma}^{\dagger} (i\sigma_z)_{\sigma,\sigma'} d_{1,\sigma'} + \text{H.c.} \right] , \quad (1)$$

with the third Pauli matrix σ_z . This choice corresponds to a confinement in y -direction if one starts from a one-dimensional system in x -direction.⁹ We note in passing that other SOI terms similar to H_{SOI} with $i\sigma_z \rightarrow i\sigma_y$ (Rashba SOI from confinement in z -direction) or $i\sigma_z \rightarrow \sigma_y$ (Dresselhaus SOI)¹⁸ can be included in the model but will be omitted for simplicity. The SOI breaks the spin-rotational invariance and the Zeeman field can be decomposed in a component parallel to the SOI (that is in z -direction) and one perpendicular to it.³⁴ We here choose the x -direction such that the (local) Zeeman term reads

$$H_Z = B \sum_{\sigma,\sigma'} \sum_{j=1,2} \left[d_{j,\sigma}^{\dagger} (\sigma_z)_{\sigma,\sigma'} d_{j,\sigma'} \sin \phi + d_{j,\sigma}^{\dagger} (\sigma_x)_{\sigma,\sigma'} d_{j,\sigma'} \cos \phi \right] . \quad (2)$$

For $\phi = \pm\pi/2$ the SOI and the B -field are (anti-)parallel. In this case physical quantities are similar to the $\alpha = 0$ case^{9,17} if t is replaced by the effective hopping $t_{\text{eff}} = \sqrt{t^2 + \alpha^2}$. In particular, the Kondo ridges at finite B are preserved (see Sec. III A for a more detailed discussion). The local Coulomb interaction is included by

$$H_{\text{int}} = U \sum_{j=1,2} \left(n_{j,\uparrow} - \frac{1}{2} \right) \left(n_{j,\downarrow} - \frac{1}{2} \right) + U' (n_1 - 1) (n_2 - 1) ,$$

for the local $U > 0$ and nearest-neighbor $U' > 0$ interactions respectively, with $n_{j,\sigma} = d_{j,\sigma}^{\dagger} d_{j,\sigma}$ and $n_j = \sum_{\sigma} n_{j,\sigma}$. In principle different local interactions U_1, U_2 on the two sites can be included but we focus on the case $U = U_1 = U_2$. By subtracting $1/2$ from $n_{j,\sigma}$ in the definition of H_{int} the point $V_G = 0$ corresponds to half-filling (even in the presence of Coulomb repulsion) of a symmetric serial dot, which will be the main geometry under consideration in the following.

Finally, the dot Hamiltonian is supplemented by a term describing two semi-infinite noninteracting leads, which we model as one-dimensional tight-binding chains

$$H_{\text{lead}} = -\tau \sum_{\beta=L,R} \sum_{j=1}^{\infty} \sum_{\sigma} \left[c_{\beta,j+1,\sigma}^{\dagger} c_{\beta,j,\sigma} + \text{H.c.} \right] , \quad (3)$$

with lead operators $c_{\beta,j,\sigma}^{(\dagger)}$ and equal band width 4τ . In the following we choose $\tau = 1$ as the energy unit. We note in passing that it is possible to include Rashba SOI terms in the leads. For our case of vanishing magnetic field in the leads the effects of such terms enter our calculation only in terms of an effective hopping.⁹ The consequences for the Kondo temperature were discussed in Refs. [8], [35] and [36]. The dot-lead couplings are given by the tunnel Hamiltonian

$$H_{\text{coup}} = \sum_{\beta=L,R} \sum_{j=1,2} \sum_{\sigma} \left[t_{\beta,j} d_{j,\sigma}^{\dagger} c_{\beta,1,\sigma} + \text{H.c.} \right], \quad (4)$$

with tunnel barriers set by $t_{\beta,j}$. For simplicity we here consider only real $t_{\beta,j}$ ³⁷ in the so-called wide-band limit (see e.g. Ref. [22]) in which the tunnel barriers only enter in combination with the local lead density of states evaluated at the chemical potential. For our setup we find

$$\mathcal{G}_0^{-1}(i\omega) = \begin{pmatrix} i\omega - \epsilon_1 - B \sin \phi + i\Gamma_1(\omega) & -B \cos \phi & t - i\alpha + i\gamma(\omega) & 0 \\ -B \cos \phi & i\omega - \epsilon_1 + B \sin \phi + i\Gamma_1(\omega) & 0 & t + i\alpha + i\gamma(\omega) \\ t + i\alpha + i\gamma(\omega) & 0 & i\omega - \epsilon_2 - B \sin \phi + i\Gamma_2(\omega) & -B \cos \phi \\ 0 & t - i\alpha + i\gamma(\omega) & -B \cos \phi & i\omega - \epsilon_2 + B \sin \phi + i\Gamma_2(\omega) \end{pmatrix}, \quad (6)$$

with $\Gamma_j(\omega) = \Gamma_j \text{sgn}(\omega)$ and $\gamma(\omega) = \gamma \text{sgn}(\omega)$. Within the fRG \mathcal{G}_0 is replaced by a modified propagator \mathcal{G}_0^{Λ} which suppresses low-energy degrees of freedom below a sharp Matsubara frequency cutoff Λ :

$$\mathcal{G}_0^{\Lambda}(i\omega) = \Theta(|\omega| - \Lambda) \mathcal{G}_0(i\omega).$$

The cutoff Λ is sent from ∞ down to 0, at which the cutoff-free problem is restored. Inserting \mathcal{G}_0^{Λ} in the generating functional of the one-particle irreducible vertex functions, an infinite hierarchy of coupled differential equations is obtained by differentiating the generating functional with respect to Λ and expanding it in powers of the external fields. Practical implementations require a truncation of the flow equation hierarchy.

Following Ref. [17], we restrict the present analysis to the first order in the hierarchy and only consider the flow of the single-particle vertex, that is the self-energy Σ^{Λ} . Within this truncation Σ^{Λ} is frequency independent leading to a static approximation. It already captures the relevant Kondo physics present in the system and allows for a qualitative description of equilibrium properties such as the linear conductance or the dot occupation with minor numerical effort. In the case of a single (spin-degenerate) dot level comparing with numerical renormalization group data and Bethe ansatz results²² shows, that the fRG is reliable if U/Γ (with $\Gamma = \Gamma_L + \Gamma_R$) is not too large. In particular, the results for the zero-temperature linear conductance and the renormalized ef-

$$\Gamma_{\beta,j} = \pi t_{\beta,j}^2 \rho_{\text{leads}} \stackrel{\tau=1}{=} t_{\beta,j}^2.$$

B. Functional RG

We briefly review the applied approximation scheme which is based on the fRG.³⁸ Recent applications to systems with SOI include homogeneous quantum wires^{20,21} and quantum dots.^{17,39}

Starting point of the fRG scheme is the bare ($U = U' = 0$) propagator \mathcal{G}_0 of the double dot. The leads are projected onto the dot sites and enter via the hybridizations $\Gamma_j = \sum_{\beta} \Gamma_{\beta,j}$ and $\gamma = \pi \rho_{\text{leads}} \sum_{\beta} t_{\beta,1} t_{\beta,2} \stackrel{\tau=1}{=} \sum_{\beta} t_{\beta,1} t_{\beta,2}$.²² In the basis

$$\{|1, \uparrow\rangle, |1, \downarrow\rangle, |2, \uparrow\rangle, |2, \downarrow\rangle\} \quad (5)$$

of single-particle dot states the inverse of the propagator in Matsubara frequency space reads

fective single-particle level show Kondo physics (Kondo ridges and pinning of the level energy at the Fermi energy). The Zeeman field necessary to suppress the conductance at half filling to half its value can be used to define a Kondo scale T_K . Within first order fRG it is given by $T_K \sim \exp[-U/(\pi\Gamma)]$ compared to the exact result¹ $T_K \sim \exp[-\pi U/(8\Gamma)]$. First order fRG was also shown to produce reliable results for multi-level dots as long as the same constraint on the ratio of the local Coulomb interaction and the hybridization as above is fulfilled and the number of degenerate single-particle levels does not become too large.²² The quantitative accuracy can be improved by including the flow of the static part of the two-particle vertex (effective interaction),^{22,39,40} which is beyond the scope of the present analysis. For an in depth discussion concerning the range of validity of these approximations see Ref. [22].

The flow equation for the self-energy reads²²

$$\frac{\partial}{\partial \Lambda} \Sigma_{a',a}^{\Lambda} = -\frac{1}{2\pi} \sum_{\omega=\pm\Lambda} \sum_{b,b'} e^{i\omega 0^+} \mathcal{G}_{b,b'}^{\Lambda}(i\omega) \Gamma_{a',b';a,b} \quad (7)$$

where the indices a, a', b, b' label the quantum numbers (j, σ). $\Gamma_{a',b';a,b}$ is the anti-symmetrized two-particle vertex, and the interacting Green function \mathcal{G} is determined by the Dyson equation

$$\mathcal{G}^{\Lambda}(i\omega) = [\mathcal{G}_0^{-1}(i\omega) - \Sigma^{\Lambda}]^{-1}. \quad (8)$$

The initial condition for $\Lambda_0 \rightarrow \infty$ is $\Sigma^{\Lambda_0} = 0$.²² In the lowest-order scheme the two-particle vertex is the bare anti-symmetrized interaction and reads:

$$\Gamma_{a',b';a,b} = [U(1 - \delta_{\sigma_a,\sigma_b})\delta_{j_a,j_b} + U'(\delta_{j_a,j_b+1} + \delta_{j_a,j_b-1})] \\ \times \left(\delta_{j'_a,j'_a} \delta_{\sigma'_a,\sigma_a} \delta_{j'_b,j'_b} \delta_{\sigma'_b,\sigma_b} - \delta_{j'_a,j'_b} \delta_{\sigma'_a,\sigma_b} \delta_{j'_b,j'_a} \delta_{\sigma'_b,\sigma_a} \right).$$

Dynamical contributions to Σ^Λ are generated only at higher orders. As the latter are important for the conductance at finite temperatures $T > 0$, the present approximation scheme is restricted to $T = 0$. The correct temperature dependence of the (single-dot) Kondo ridge is only captured if the flow of a frequency dependent two-particle vertex—leading to a flowing frequency dependent self-energy—is kept.^{41–43} Within our approximation, the matrix elements $\Sigma_{a',a}^{\Lambda=0} = \tilde{\Sigma}_{a',a}$ of the self-energy at the end of the flow can be interpreted as interaction-induced renormalizations to the noninteracting model parameters such as the SOI and the on-site energies.²² Furthermore entirely new matrix elements will be generated if permitted by symmetry. The full propagator including interaction effects is determined via the Dyson equation (8), from which various observables can be computed.²² While the renormalized effective single-particle energy levels as a function of the bare parameters will be discussed in detail in Sec. III B, we here concentrate on the linear conductance. At $T = 0$ current-vertex corrections vanish and the Kubo formula for the spin-resolved conductance assumes a generalized Landauer-Büttiker form⁴⁴

$$G_{\sigma,\sigma'} = \frac{e^2}{h} |\mathcal{T}_{\sigma,\sigma'}(0)|^2,$$

with the effective transmission $\mathcal{T}_{\sigma,\sigma'}(0)$ evaluated at the chemical potential. For the present setup the transmission is given by the matrix elements of the full propagator leading to²²

$$G = \sum_{\sigma,\sigma'} G_{\sigma,\sigma'} = \frac{e^2}{h} 4 \sum_{\sigma,\sigma'} \left| \sum_{j,j'} t_{Lj} t_{Rj'} \mathcal{G}_{j,\sigma;j',\sigma'}(0) \right|^2.$$

III. RESULTS

A. Linear conductance

The linear (and finite bias) transport characteristics allow to access the physics of quantum dots, and are of particular interest in view of the use of dot setups as information processing devices.^{23,24,27,39} In experiments large ranges of applied gate voltages and Zeeman fields as well as different orientations of the field can be analyzed. The fRG was shown to capture the effects of the two-particle interaction on the linear conductance for general models^{17,22} as well as for models specifically tailored to describe experimental setups.³⁹ We here compute the conductance for various parameters of our minimal model

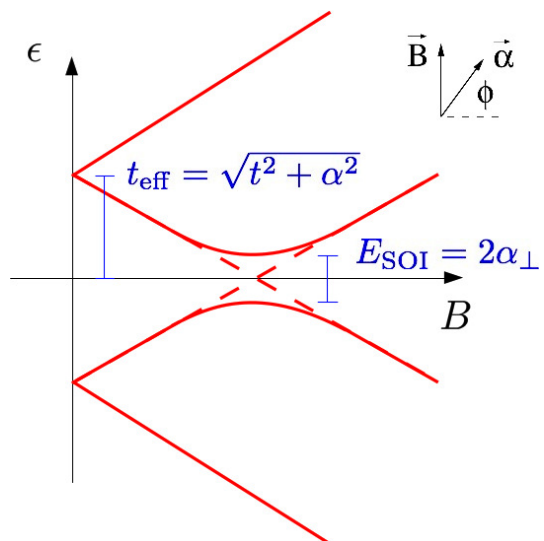


FIG. 2. (Color online) Schematic representation of the non-interacting level structure of the isolated dot as relevant in Sec. III B.

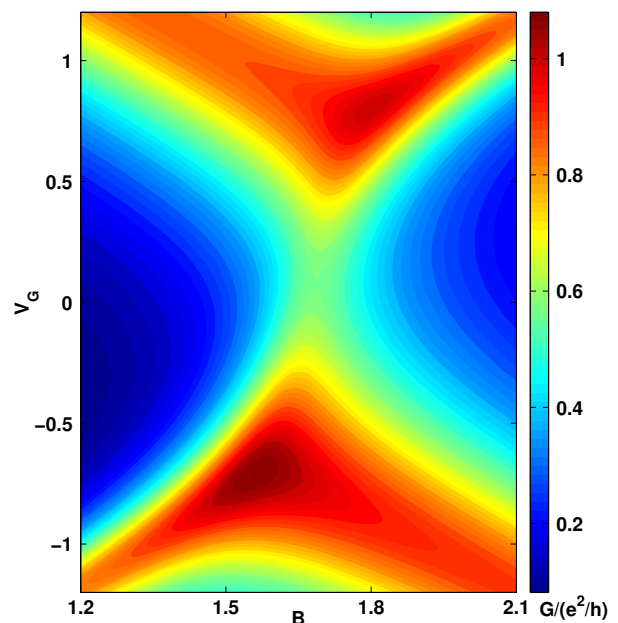


FIG. 3. (Color online) Qualitative reproduction of the conduction region of Fig. 1c in Ref. [23]. The chosen system parameters are: $t = \alpha = 1$, $\delta = 0.9$, $\phi = 0.46\pi$, $U = U' = 1.5$, $t_{L,1} = -0.5$, $t_{L,2} = 0.45$, $t_{R,1} = 0.4$, $t_{R,2} = -0.3$.⁴⁵

to study multi-level dots with sizeable SOI as realized in experiments. As using experimental parameters without a well established microscopic model is difficult, we will choose our parameters in the following in such a way as to facilitate the discussion. As a guide for the magnitude of the single particle parameters we use Ref. [39]. The non-interacting level structure of the isolated dot is schematically shown in Fig. 2 for $\epsilon_1 = \epsilon_2 = V_G = 0$ and can be uti-

lized to obtain a rough picture of the linear conductance. The approximate fRG conserves particle-hole symmetry translating into a symmetric linear conductance with respect to the gate voltage transformation $V_G \rightarrow -V_G$.²² For vanishing Zeeman field $B = 0$ there are two well separated spin degenerate energy levels at $\epsilon = \pm t_{\text{eff}}$. When those levels cross the chemical potential of the leads, the Kondo effect will lead to the characteristic conductance plateaus of height $G_{\text{Max}} = 2e^2/h$ (for a totally symmetric serial dot).¹⁷ The width of the plateaus is determined by the local Coulomb interaction. In presence of a finite field B parallel to the spin-orbit direction additional spin degenerate levels occur at $V_G = 0$, $B_z = \pm t_{\text{eff}}$ (dashed lines in Fig. 2) giving rise to Kondo correlations. Similarly to the symmetry in the gate voltage, the conductance is also invariant under $B \rightarrow -B$. This symmetry also holds in the following more general cases. If the SU(2) spin symmetry is broken by SOI (defining the z -direction in the spin space, see Eqs. (1) and (2)) this finite- B degeneracy can be lifted via a Zeeman field component perpendicular to the SOI and the resulting anti-crossing (full lines in Fig. 2) suppresses the Kondo effect on an exponential scale. For different coupling strengths to the leads the maximum conductance on the Kondo plateau is reduced by a factor which depends on the dot parameters. Including additional asymmetries in the on-site energies $\epsilon_1 - \epsilon_2 = 2\delta \neq 0$ gives rise to finite-field Kondo ridges bent with respect to the V_G axis.^{17,39} Aside from the development of the Kondo effect due to the local Coulomb interaction, the nearest-neighbor interaction renormalizes the position of conductance resonances.

With this simplified multi-level quantum dot model we can provide a good qualitative description of the various parameter regimes of recent experiments. To exemplify this in Fig. 3 we show an asymmetrically coupled dot with different on-site energies in a Zeeman field with a perpendicular component to the spin-orbit direction. The results feature a reduced conductance and a slanted resonance with a pronounced suppression due to the anti-crossing of the levels, both characteristic for the asymmetric setup. For the chosen parameters (see the caption) the B - and V_G -dependence of G strongly resembles the experimental data shown in Fig. 1c of Ref. [23].

In the following we use the minimal multi-level model to compute the gap in the single-particle spectrum (see Fig. 2) for different relative orientations of the SOI and the Zeeman field as recently investigated experimentally.^{23,24,27} A similar level splitting for small Zeeman fields close to the $B \simeq 0$ Kondo ridges allows to determine the effective g -factor g_{Levels} . Alternatively, g_{Cond} can be extracted from the Coulomb blockade peak splitting of the conductance. For both we will compare our theoretical results to the experimental ones. In order to disentangle the effects under consideration from asymmetry effects (possibly enhanced or suppressed by the interaction) we will focus on a serial double quantum dot geometry. Detailed results for the conductance of this model were presented in Ref. 17.

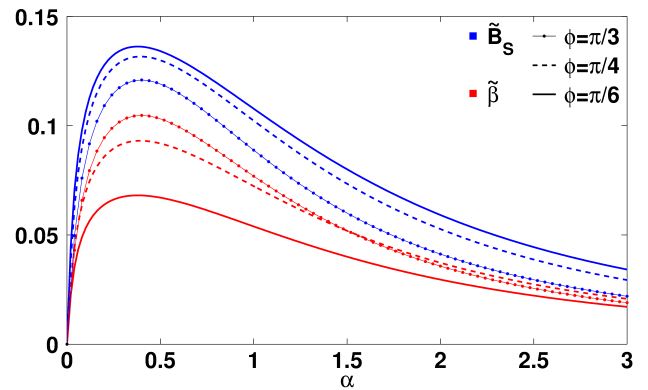


FIG. 4. (Color online) Bare spin-orbit parameter α dependence of the generated effective single-particle parameters \tilde{B}_S (upper (blue) curves) and $\tilde{\beta}$ (lower (red) curves) for different orientations of the bare magnetic field (full lines $\phi = \frac{\pi}{6}$, dashed lines $\phi = \frac{\pi}{4}$, dotted lines $\phi = \frac{\pi}{3}$). The remaining parameters are: $t = 1$, $\delta = 0$, $B = 1.2$, $U = U' = 1$, $t_{\text{Coup}} = 0.4$.

B. Spin orbit energy E_{SOI}

Recent experiments on InAs devices, where SOI is relevant, showed Kondo-like features in the linear conductance at finite Zeeman field.^{23,26} Cotunneling spectroscopy allows to resolve the dependence of the involved energy levels on the B field and its orientation relative to the SOI direction.⁴⁶ This analysis shows that any finite orthogonal component of the Zeeman fields lifts the degeneracy of the two states responsible for the Kondo plateau. For the generic situation an anti-crossing of these two states is observed, varying periodically with the orientation of the Zeeman field. The minimal size of the gap as a function of the magnitude of the Zeeman field defines the energy E_{SOI} (see Fig. 2). For the theoretical description we consider the symmetrically coupled serial double-dot geometry at vanishing gate voltage and level splitting - i.e. $\epsilon_1 = \epsilon_2 = 0$, $t_{L,1} = t_{R,2} = t_{\text{Coup}}$ and $t_{L,2} = t_{R,1} = 0$ in Fig. 1. This implies $\Gamma_1 = \Gamma_2 = \Gamma$. At any (fixed) cutoff value during the RG flow the single-particle part of our system (omitting the lead terms of Eqs. (3) and (4)) can be described by the following Hamiltonian in the basis of Eq. (5):

$$h = \begin{pmatrix} B_z & B_x + iB_S & -t + i\alpha & -i\beta \\ B_x - iB_S & -B_z & -i\beta & -t - i\alpha \\ -t - i\alpha & i\beta & B_z & B_x - iB_S \\ i\beta & -t + i\alpha & B_x + iB_S & -B_z \end{pmatrix},$$

with all matrix elements depending on the cutoff Λ . The initial conditions are given by the bare values of the non-interacting system, with $B_z = B \sin \phi$ and $B_x = B \cos \phi$. The Hamiltonian (matrix) h contains the parameters B_S and β which are zero initially but are generated by the two-particle interaction during the RG flow. The new parameter B_S is a Zeeman field perpendicular to both the applied Zeeman field and the SOI direction, with opposite orientation on the two dot sites, while the spin

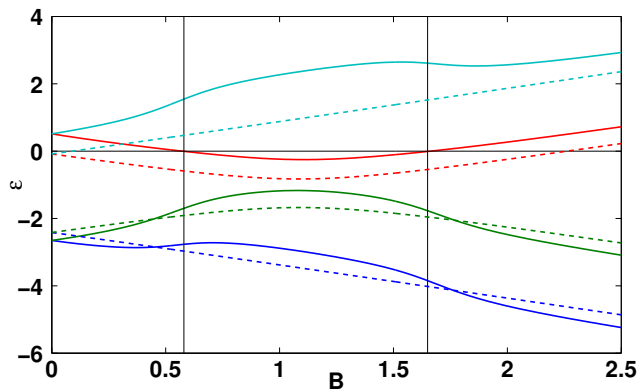


FIG. 5. (Color online) Bare Zeeman field dependence of the effective single-particle energy spectrum (full lines) as well as of the corresponding noninteracting ones (dashed lines). As a guide to the eye the chemical potential and the crossing position of the renormalized levels are given as straight black lines. The parameters are: $V_G = 1.25$, $t = 1$, $\alpha = 0.6$, $\phi = 0.25\pi$, $U = U' = 1$, $t_{\text{Coup}} = 0.4$.

flip hopping β is a Dresselhaus SOI term.¹⁸ The appearance of an effective Zeeman field induced by a finite Coulomb interaction in presence of a broken spin symmetry is discussed for quantum dots with ferromagnetic leads^{47,48} and has been observed recently in systems involving SOI.^{10,49} We find a non-monotonic dependence of the effective $\tilde{B}_S = B_S^{\Lambda=0}$, $\tilde{\beta} = \beta^{\Lambda=0}$ for varying the initial value of the SOI - given by α - and initial relative orientation of the Zeeman field and the SOI parametrized by the angle ϕ as shown in Fig. 4.

At the end of the flow the effective parameters include the renormalization of the initial values due to the Coulomb interaction. Here we focus on the angular dependence. For the considered setup the flow equations assume the convenient analytical form in terms of vectors $\vec{B}_e = (B_x, B_z, B_S)^T$ and $\vec{t}_e = (\alpha, \beta, t)^T$

$$\begin{aligned} \dot{\vec{B}}_e &= -\frac{U}{\pi D(\Lambda)} \left[2(\vec{t}_e \cdot \vec{B}_e) \vec{t}_e + f_+ \vec{B}_e \right] \\ \dot{\vec{t}}_e &= -\frac{U'}{\pi D(\Lambda)} \left[2(\vec{t}_e \cdot \vec{B}_e) \vec{B}_e + f_- \vec{t}_e \right], \end{aligned} \quad (9)$$

where we introduced

$$\begin{aligned} f &= |\Lambda| + \Gamma, \quad f_{\pm} = f^2 \pm (|\vec{B}_e|^2 - |\vec{t}_e|^2), \\ D(\Lambda) &= \det(if - h) = f_+^2 + 2f^2|\vec{t}_e|^2 + 4(\vec{t}_e \cdot \vec{B}_e)^2. \end{aligned}$$

As a consequence, B_S is generated only for both finite initial B_x and α (compare to Fig. 4). For the hopping β to be generated, a non-vanishing B_z is additionally required.

Diagonalizing the Hamiltonian h yields the eigenvalues (the symmetric leads contribute a constant imaginary

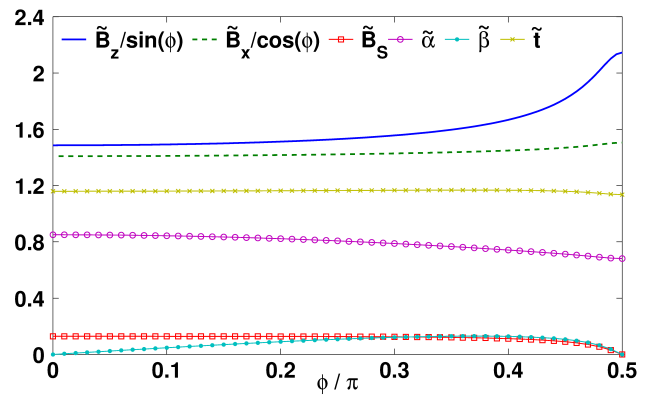


FIG. 6. (Color online) Renormalization-induced ϕ dependence of the effective parameters. Here we compensated for the bare angular dependence of the Zeeman fields by dividing by the corresponding trigonometric function. The initial parameters are: $t = 1$, $\alpha = 0.6$, $B = 1.2$, $U = U' = 1$, $t_{\text{Coup}} = 0.4$.

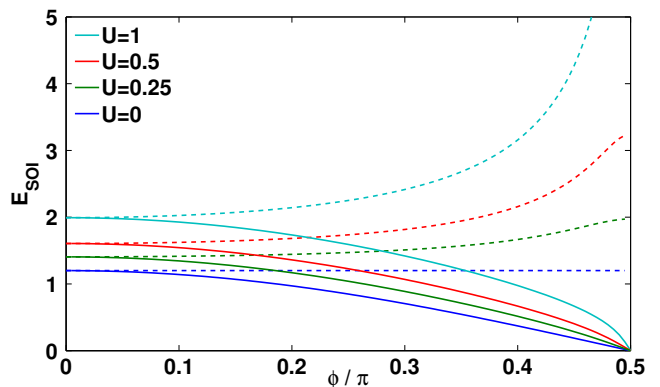


FIG. 7. (Color online) Spin-orbit energy versus orientation of the Zeeman field for several values of the interaction $U = U'$ (full lines). The dashed lines show the spin-orbit energies normalized to the angular dependence of the noninteracting case. The initial conditions are given by $t = 1$, $\alpha = 0.6$, $t_L = t_R = 0.3$.

part which is omitted here, compare Sec. III D):

$$\epsilon = \pm \sqrt{|\vec{t}_e|^2 + |\vec{B}_e|^2 \pm 2\sqrt{|\vec{B}_e|^2|\vec{t}_e|^2 - (\vec{t}_e \cdot \vec{B}_e)^2}}.$$

They can be interpreted as the single-particle levels of a corresponding noninteracting system. This interpretation has already been applied successfully to the problem of phase lapses in multi-level quantum dots.^{50,51} Figure 5 shows data for finite gate voltages for which pronounced renormalization effects occur if one of the involved levels crosses the leads' chemical potential. For this situation the other energy levels are shifted upwards due to charging effects. This is not observed at $V_G = 0$ as no level crosses the chemical potential, but the overall shift of the effective levels with respect to the noninteracting ones apparent in Fig. 5 remains and will be of importance in the

following. From the two intermediate levels we determine the spin-orbit energy

$$E_{\text{SOI}} = \min_B \left(2\sqrt{|\vec{t}_e|^2 + |\vec{B}_e|^2} - 2\sqrt{|\vec{B}_e|^2 |\vec{t}_e|^2 - (\vec{t}_e \cdot \vec{B}_e)^2} \right).$$

The bare initial value $E_{\text{SOI}} = 2\alpha \cos \phi = 2\alpha_{\perp}$ is obtained for $B_{\text{min}}^2 = t^2 + \alpha_{\parallel}^2$, with $\alpha_{\parallel} = \alpha \sin \phi$. Due to the complicated non-linear structure of the flow equations an analytic expression of the renormalized spin-orbit energy in terms of the bare Zeeman field can not be obtained. The numerical solution of Eq. (7) or (9) shows that the renormalized effective parameters acquire a non-trivial angular dependence, as seen in Fig. 6. The results depend only quantitatively on the details of the Coulomb interaction and the inter-dot hopping t , as long as $U^{(l)}/\Gamma$ and t/Γ are sufficiently large. We here focus on $U = U'$ and $t = 1$. The renormalized spin-orbit energies are shown as solid lines in Fig. 7 and follow the general form of the bare case calculated above: We find a maximum of the level splitting for the perpendicular orientation $\phi = 0$ and a monotonous decrease to $E_{\text{SOI}} = 0$ when increasing ϕ towards the parallel configuration at $\phi = \pi/2$. In a detailed examination for more values of the interaction the maximum is seen to increase linearly with U . The similarity of the interacting and noninteracting curves might lead to the expectation that the maximum is given by twice the renormalized SOI parameter $2\tilde{\alpha}$, but this is not the case. The dashed lines in Fig. 7 show the renormalized spin-orbit energies divided by the angular dependence of the bare case, i.e. $\cos \phi$. The strong deviations from this bare dependence close to the parallel orientation leads to the important result that the functional dependence of the SOI energy on ϕ is strongly affected by the two-particle interaction. This can be traced back to the more pronounced renormalization effects of the bare parameters around the parallel configuration as is seen in Fig. 6, while the parameters are mostly unaffected for $\phi \lesssim 0.3\pi$. This behavior can be intuitively understood in the following way: for the parallel configuration a sufficiently strong Coulomb interaction gives rise to the finite- B Kondo effect related to the level crossing. With the vanishing Kondo effect in presence of a finite orthogonal B -field component relative to the SOI the Coulomb interaction effects appear suppressed as well. We finally note that our results agree qualitatively with the experimental results of Refs. [23] and [26].

C. Effective g -factors

Experimentally the ϕ -dependence of effective g -factors is studied as well. In this section we will model two different protocols used for their extraction. In the first one, following the experiments of Refs. [23], [24], and [32] the Coulomb blockade peak splitting around a $B = 0$ Kondo

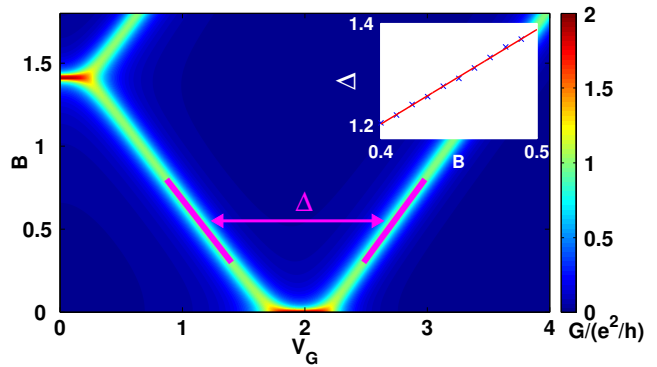


FIG. 8. (Color online) Determination of the g -factor g_{Cond} from the gate-voltage dependence of the Coulomb blockade peaks in the linear conductance. Bare parameters: $t = 1$, $\alpha = 1$, $\phi = 0.5\pi$, $U = U' = 0.5$, $t_{\text{Coup}} = 0.3$. The inset shows a linear fit to the extracted gate voltage difference Δ .

resonance is extracted from the linear conductance defining g_{Cond} . As the fRG reliably reproduces the linear conductance this procedure is easily adopted. In the second protocol bias spectroscopy is used to measure the level splitting in the vicinity of a Kondo resonance, determining g_{Levels} .

Effective g -factors: g_{Cond}

As seen in linear conductance measurements for $B > 0$ resonance peaks of maximal height e^2/h and width $\sim \Gamma$ develop out of Kondo plateaus, corresponding to the filling of a dot state. From a linear fit to the splitting of these Coulomb blockade peaks at small to intermediate Zeeman fields we determine g_{Cond} by identifying it with the slope of the fit as shown in Fig. 8, see i.e. the experiments reported in Ref. [24], Fig. 1c. Due to the presence of the $B = 0$ Kondo ridge, there is an offset before the linear behavior sets in. The full angular dependence of g_{Cond} in the interacting system is shown in Fig. 9, and for comparison also the noninteracting result is displayed. No significant effects of the two-particle interaction are observed. For all values of the interaction, g_{Cond} exhibits an S-shaped dependence on the relative orientation of the Zeeman field and the SOI with a maximum for the parallel configuration and a finite minimum at $\phi = 0$.

Effective g -factors: g_{Levels}

In order to use the fRG to model the effective g -factor g_{Levels} we will make use of the effective-level interpretation, according to the discussion in the previous section.⁴⁶ Introducing a finite gate voltage as additional parameter, an explicit analytic form of the flow equation as for the spin-orbit energy (see Eq. (9)) is much more difficult to obtain. Thus we will solve the general flow equation

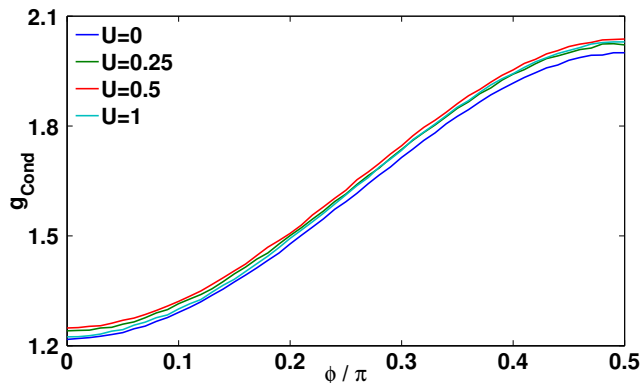


FIG. 9. (Color online) Zeeman field orientation dependence of g_{Cond} as extracted from the gate-voltage dependence (see Fig. 8) for different values of the Coulomb interaction $U = U' = 0, 0.25, 0.5, 1$ and parameters as in Fig. 8.

Eq. (7) including a numerical inversion of the matrix on the right hand side of Eq. (8) and extract the low field splitting from the eigenvalues of the resulting effective Hamiltonian. As for g_{Cond} , we follow the experimental procedure³⁰, perform a linear fit to the computed splitting and identify the slope as g_{Levels} . In principle we can extract a gate-voltage dependence for this quantity but here we choose the gate voltage such that the linear conductance around the $B = 0$ Kondo resonances is maximal. We note that in the single-impurity Anderson model g_{Levels} can be related to the magnetic susceptibility.⁵²

The noninteracting Hamiltonian with $\epsilon_1 = \epsilon_2 = V_G$ yields the eigenvalues

$$\begin{aligned} \epsilon &= V_G \pm \sqrt{B^2 + t^2 + \alpha^2 \pm 2B\sqrt{t^2 + \alpha_{\parallel}^2}} \\ &= V_G \pm \sqrt{\left(B \pm \sqrt{t^2 + \alpha_{\parallel}^2}\right)^2 + \alpha_{\perp}^2} \end{aligned}$$

from which the bare g_{Levels} is identified

$$|\Delta\epsilon^{\pm}| \approx 2 \frac{\sqrt{t^2 + \alpha_{\parallel}^2}}{t_{\text{eff}}} B = g_{\text{Levels}} B, \quad \text{for } B \ll 1.$$

The angular dependence for the symmetric case at fixed V_G is shown in Fig. 10 for different values of the Coulomb interaction. The general form is again S-shaped as for g_{Cond} . In contrast to g_{Cond} , for g_{Levels} we find similar interaction effects as for E_{SOI} . Again the renormalization of the maximum value of g_{Levels} is a prominent effect. Comparing the ϕ -dependence of the interacting curves with the noninteracting ones we find deviations which are much less pronounced compared to the ones of the spin-orbit energy (compare dashed lines of Figs. 10 and 7). Even though the qualitative ϕ -dependence is similar to the one of g_{Cond} , the strong renormalization of the amplitude implies that $g_{\text{Levels}} \neq g_{\text{Cond}}$. This makes it necessary to clearly distinguish between these two quantities as well as other contextually similar definitions using dif-

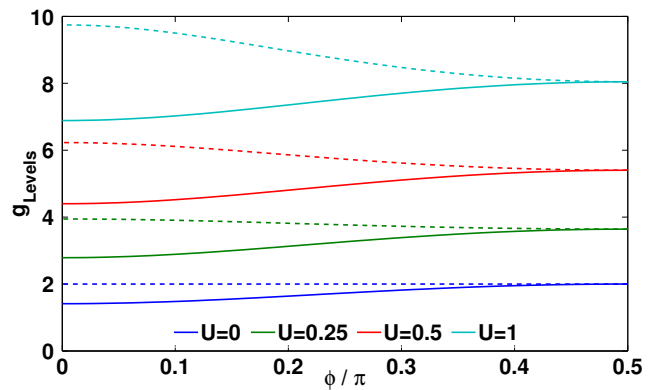


FIG. 10. (Color online) Angular dependence of g_{Levels} as extracted from the level splitting (solid lines) for the same parameters as in Fig. 8 and different values of the Coulomb interaction $U = U' = 0, 0.25, 0.5, 1$. In addition, the angular dependence normalized to the noninteracting case is shown (dashed lines).

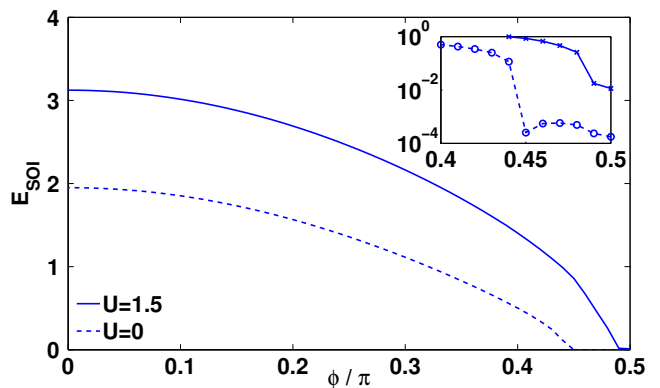


FIG. 11. (Color online) Angular dependence of the spin-orbit energy for the parameters of Fig. 3 (full lines). For reference, the angular dependence of the noninteracting case is shown (dashed lines). The inset shows a zoom in of the $\phi > 0.4\pi$ range, note the logarithmic scale on the y -axis.

ferent computation methods or extraction protocols.^{53–57}

D. Asymmetry effects

Experimental setups are more accurately modeled if we consider the more general situation of four (asymmetric) couplings and different on-site potentials as depicted in Fig. 1. Conceptually and computationally this is easily implemented within the fRG approach but due to the multitude of parameters an in depth analysis is beyond the scope of this work. Instead we will use the experimentally motivated parameters of Fig. 3 and calculate the spin-orbit energy and effective g -factors for this asymmetric setup to illustrate asymmetry effects.

Spin orbit energy E_{SOI}

While the calculation of the g -factors remains unaffected by the setup, the protocol for the spin-orbit energy has to be slightly expanded. In the experiments the parameters were tuned in such a way that the dot was at half filling to insure maximum degeneracy. In Sec. III B this half filling condition was guaranteed for $V_G = 0$ due to particle-hole symmetry. In the considered asymmetric setup and for finite two-particle interaction this does not hold necessarily and we will fix the gate voltage and Zeeman field amplitude so that on average two electrons occupy the dot and the considered level splitting E_{SOI} is minimal. For the noninteracting case the dot is still half filled at $V_G = 0$ and the spin-orbit energy can be computed after diagonalizing Eq. (6) for $\omega = 0^+$. As $\Gamma_1 \neq \Gamma_2$ and $\gamma \neq 0$ the lead self-energy contribution affects the real (and the imaginary) part of the eigenvalues of the dot system. In Sec. III B the lead self-energy contribution was proportional to unity and thus the real parts of the eigenenergies of the isolated dot remained unaffected. This renormalization by the leads has a drastic effect on the spin-orbit energy as the dashed lines in Fig. 11 show. The overall structure remains similar to the serial symmetric case of Sec. III B with a reduced maximum (compared to 2α in Sec. III B) at $\phi = 0$ and a decrease towards larger ϕ . The spin-orbit energy then tends towards 0 for $\phi \approx 0.45\pi$ and remains very small up until $\phi = 0.5\pi$. The picture for the interacting dot is similar (full line in Fig. 11) but the two-particle interaction decreases the range for which the spin-orbit energy is small compared to the $U = 0$ case. In the theory plots this lead renormalization effect occurs most visibly for large ϕ where the spin-orbit energy is small. We refrain from comparing this effect to the experiment as it might be masked by finite temperature effects or the resolution in the bias spectroscopy. It is obvious that this effect depends strongly on the detailed geometry of the quantum dot. A more thorough analysis is needed to determine the importance of this result for experiments.

Effective g -factors

For g_{Cond} we find several interesting features compared to the symmetric case in the previous section. The most obvious effect seen in Fig. 12 is a different strength of the effective g -factor depending on which $B = 0$ level degeneracy ($U = 0$) or Kondo resonance ($U \neq 0$) is selected for measurement ($V_G \lesseqgtr 0 \hat{=} g^\pm$). This is already seen in the noninteracting curves depicted as dashed lines in Fig. 12 and is only weakly affected by the interaction (full lines). An interesting effect is observed if one considers the angular dependence of the noninteracting case. Only g_{Cond}^+ follows the general form found in Sec. III C, while g_{Cond}^- remains nearly constant over the whole ϕ range (slight deviations might be attributed to numerics). If the interaction is turned on this atypical behavior is not found

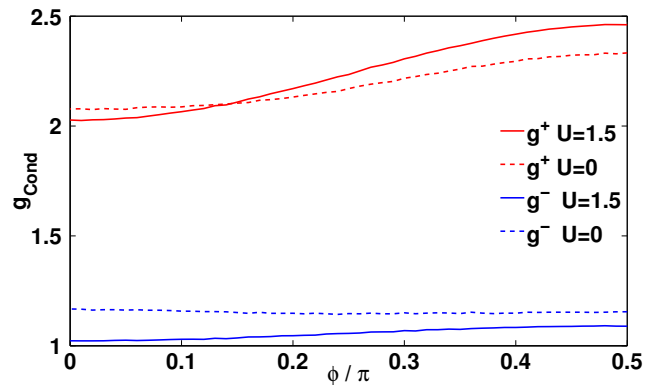


FIG. 12. (Color online) Angular dependence of g_{Cond}^\pm for the parameters of Fig. 3 (full lines). For reference the dependence of the noninteracting case is shown by the dashed lines.

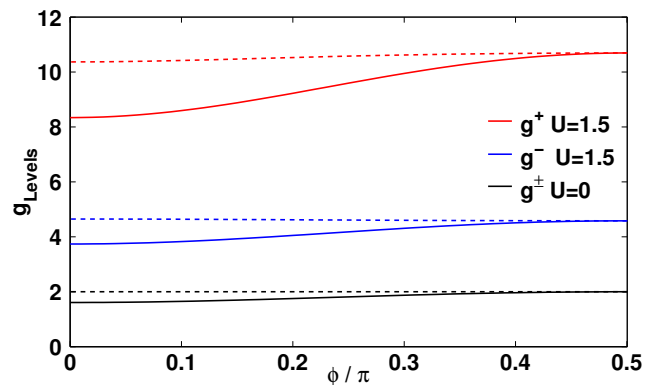


FIG. 13. (Color online) Angular dependence of g_{Levels}^\pm for the parameters of Fig. 3 (full lines). Normalization with respect to the bare angular dependence of the noninteracting case is shown by the dashed lines.

and both curves follow the general form with only slightly renormalized amplitude compared to the free case.

Computing g_{Levels} we find that the angular dependence found in Sec. III C is qualitatively preserved (full lines in Fig. 13). The two-particle interaction renormalization effect on the detailed functional form of the angular dependence is suppressed in comparison to the symmetric setup (dashed lines in Fig. 13). As for g_{Cond} a strong dependence on the asymmetry is seen if we consider both $B = 0$ Kondo ridges, but only in the interacting case. As the two sets of states involved in forming the Kondo effect are coupled differently to the leads, the renormalization of parameters close to the resonance is different as well. This results in different g_{Levels}^\pm for the Kondo plateaus at positive and negative gate voltages. This asymmetry effect present in g_{Cond} as well as g_{Levels} has already been observed in experiments^{23,32,33} where the two Kondo ridges can be attributed to different orbitals of the device.

IV. CONCLUSION

We studied the influence of the Coulomb interaction on the level splitting induced by the spin-orbit interaction (the spin-orbit energy), and the effective g -factors in multi-level quantum dots with SOI. Furthermore, we interpret fRG results in terms of effective single-particle energy levels to obtain an intuitive physical picture for the understanding of finite-bias spectroscopy.⁴⁶ For a basic symmetrically coupled serial model we find that two experimentally investigated quantities are affected by the local Coulomb interaction. In the case of the spin-orbit energy E_{SOI} the effect on the overall amplitude as well as the dependence on the relative orientation between the SOI and the applied Zeeman field is very pronounced even for intermediate interaction strengths. For the g_{Levels} -factor calculated from the gate-voltage dependent effective level splitting - which mimics the experimental g -factor extraction from bias spectroscopy - we find sizable renormalization of its magnitude while the angular dependence is only mildly affected. On the other hand, the g_{Cond} -factor extracted from the Coulomb

blockade peak splitting of the linear conductance appears to be almost interaction independent. The considered asymmetric parameter set shows qualitatively similar results. They nevertheless reveal a complex interplay of lead coupling, two-particle interaction and SOI. The presented results are of importance for the understanding of transport measurements of multi-level quantum dots with SOI in presence of an external Zeeman field as reported in Refs. [23], [24], [26], and [32]. While the qualitative behavior of the considered quantities is consistent with the experimental data, the observed deviations and interaction-dependent amplitudes in the theoretical calculations provide new directions to investigate in future experiments.

ACKNOWLEDGMENTS

We are grateful to T. Costi, S. De Franceschi, K. Grove-Rasmussen, M. Pletyukhov, S. Tarucha, S. Takahashi, D. Schuricht, J. Splettstößer, and M. Wegewijs for valuable discussions. This work was supported by the Deutsche Forschungsgemeinschaft (FOR 912).

-
- ¹ A. C. Hewson, *The Kondo Problem to Heavy Fermions*, (Cambridge University Press, Cambridge, UK, 1993).
- ² L. I. Glazman and M. E. Raikh, JETP Lett. **47**, 452 (1988).
- ³ T. K. Ng and P. A. Lee, Phys. Rev. Lett. **61**, 1768 (1988).
- ⁴ D. Goldhaber-Gordon, H. Shtrikman, D. Mahalu, D. Abusch-Magder, U. Meirav, and M. A. Kastner, Nature **391**, 156 (1998).
- ⁵ S. M. Cronenwett, T. H. Oosterkamp, and L. P. Kouwenhoven, Science **281**, 540 (1998).
- ⁶ J. Schmid, J. Weis, K. Eberl, and K. von Klitzing, Physica B **182**, 256 (1998).
- ⁷ W. van der Wiel, S. De Franceschi, T. Fujisawa, J. M. Elzerman, S. Tarucha, and L. P. Kouwenhoven, Science **289**, 2105 (2000).
- ⁸ Y. Meir and N. S. Wingreen, Phys. Rev. B **50**, 4947 (1994).
- ⁹ J. E. Birkholz, PhD thesis, Universität Göttingen (2008).
- ¹⁰ J. Paaske, A. Andersen, and K. Flensberg, Phys. Rev. B **82**, 081309(R) (2010).
- ¹¹ M. Pletyukhov and D. Schuricht, Phys. Rev. B **84**, 041309(R) (2011).
- ¹² M. Pustilnik, Y. Avishai, and K. Kikoin, Phys. Rev. Lett. **84**, 1756 (2000).
- ¹³ J. Nygård, D. Cobden, and P. E. Lindelof, Nature **408**, 342 (2000).
- ¹⁴ W. Izumida, O. Sakai, and S. Tarucha, Phys. Rev. Lett. **87**, 216803 (2001).
- ¹⁵ D. L. Cox and A. Zawadowski, Adv. Phys. **47**, 599 (1998).
- ¹⁶ L. Borda, G. Zarand, W. Hofstetter, B. I. Halperin, and J. von Delft, Phys. Rev. Lett. **90**, 026602 (2003).
- ¹⁷ S. Grap, S. Andergassen, J. Paaske and V. Meden, Phys. Rev. B **83**, 115115 (2011).
- ¹⁸ R. Winkler, *Spin-Orbit Coupling Effects in Two-Dimensional Electron and Hole Systems*, Springer, Berlin (2003).
- ¹⁹ F. Mireles and G. Kirczenow, Phys. Rev. B **64**, 024426 (2001).
- ²⁰ J. E. Birkholz and V. Meden, J. Phys.: Condensed Matter **20**, 085226 (2008).
- ²¹ J. E. Birkholz and V. Meden, Phys. Rev. B **79**, 085420 (2009).
- ²² C. Karrasch, T. Enss, and V. Meden, Phys. Rev. B **73**, 235337 (2006).
- ²³ Y. Kanai, R. S. Deacon, S. Takahashi, A. Oiwa, K. Yoshida, K. Shibata, K. Hirakawa, Y. Tokura, and S. Tarucha, Nature Nanotechnology **6**, 511 (2011).
- ²⁴ R. S. Deacon, Y. Kanai, S. Takahashi, A. Oiwa, K. Yoshida, K. Shibata, K. Hirakawa, Y. Tokura, and S. Tarucha, Phys. Rev. B **84**, 041302(R) (2011).
- ²⁵ A. V. Kretinin, H. Shtrikman, D. Goldhaber-Gordon, M. Hanl, A. Weichselbaum, J. von Delft, T. Costi, and D. Mahalu, Phys. Rev. B **84**, 245316 (2011).
- ²⁶ S. Takahashi, R. S. Deacon, K. Yoshida, A. Oiwa, K. Shibata, K. Hirakawa, Y. Tokura, and S. Tarucha, Phys. Rev. Lett. **104**, 246801 (2010).
- ²⁷ G. Katsaros, P. Spathis, M. Stoffel, F. Fournel, M. Mongillo, V. Bouchiat, F. Lefloch, A. Rastelli, O. G. Schmidt, and S. De Franceschi, Nature Nanotechnology **5**, 458 (2010).
- ²⁸ B. J. Witek, R. W. Heeres, U. Perinetti, E. P. A. M. Bakkers, L. P. Kouwenhoven, and V. Zwiller, Phys. Rev. B **84**, 195305 (2011).
- ²⁹ M. D. Schroer, K. D. Petersson, M. Jung, and J. R. Petta, Phys. Rev. Lett. **107**, 176811 (2011).
- ³⁰ G. Katsaros, V. N. Golovach, P. Spathis, N. Ares, M. Stoffel, F. Fournel, O. G. Schmidt, L. I. Glazman, and S. De Franceschi, Phys. Rev. Lett. **107**, 246601 (2011).
- ³¹ Nadj-Perge, S. and Pribiag, V. S. and van den Berg, J. W. G. and Zuo, K. and Plissard, S. R. and Bakkers, E. P. A.

- M. and Frolov, S. M. and Kouwenhoven, L. P. Phys. Rev. Lett. **108**, 166801 (2012)
- ³² H. A. Nilsson, P. Caroff, C. Thelander, M. Larsson, J. B. Wagner, L.-E. Wernersson, L. Samuelson, and H. Q. Xu, Nano Letters **9**, 3151 (2009).
- ³³ S. Csonka, L. Hofstetter, F. Freitag, S. Oberholzer, C. Schönenberger, T. S. Jespersen, M. Aagesen, and J. Nygård, Nano Lett. **8**, 3932 (2008).
- ³⁴ In experimental realizations the 3D structure of the device is apparent.^{23,24,26} The present theoretical description deals with a minimal model that allows to focus on the physical mechanisms determining the interplay of Coulomb interaction effects and SOI.
- ³⁵ R. Zitko and J. Bonca, Phys. Rev. B **84**, 193411 (2011).
- ³⁶ M. Zarea, S. E. Ulloa, and N. Sandler, Phys. Rev. Lett. **108**, 046601 (2012).
- ³⁷ The more general situation of complex coupling parameters is realized if a magnetic flux pierces the dot geometry. In the case considered here the couplings are related to the overlap of the dot and lead wavefunctions which can be positive or negative.
- ³⁸ For a recent review see W. Metzner, M. Salmhofer, C. Honerkamp, V. Meden, and K. Schönhammer, Rev. Mod. Phys. **84**, 299 (2012).
- ³⁹ K. Grove-Rasmussen, S. Grap, J. Paaske, K. Flensberg, S. Andergassen, V. Meden, H. I. Jørgensen, K. Muraki, and T. Fujisawa, Phys. Rev. Lett. **108**, 176802 (2012).
- ⁴⁰ S. Andergassen, T. Enss, and V. Meden, Phys. Rev. B **73**, 153308 (2006).
- ⁴¹ C. Karrasch, R. Hedden, R. Peters, Th. Pruschke, K. Schönhammer, and V. Meden, J. Phys.: Condens. Matter **20**, 345205 (2008).
- ⁴² C. Karrasch, V. Meden, and K. Schönhammer, Phys. Rev. B **82**, 125114 (2010).
- ⁴³ S. G. Jakobs, M. Pletyukhov, and H. Schoeller, Phys. Rev. B **81**, 195109 (2010).
- ⁴⁴ A. Oguri, J. Phys. Soc. Japan **70**, 2666 (2001).
- ⁴⁵ Extracting the tunnel couplings from experimental data is difficult in general and was not attempted in Ref. [23]. Fitting Lorentzians to the Coulomb blockade peaks usually gives reasonable estimates for the magnitude but not for the signs or phases of the tunnel couplings. Additional complications arise if one is interested in a strongly correlated region where the conductance resonances are no longer Lorentzians. We therefore assume tunnel couplings of the order of the ones we used in Ref. [39] to successfully model experimental data.
- ⁴⁶ In the analysis of the cotunneling experiments non-equilibrium effects are often ignored. Our calculations yield the spectrum of the dot system without non-equilibrium effects.
- ⁴⁷ R. Zitko, J. S. Lim, R. Lopez, J. Martinek, and P. Simon, Phys. Rev. Lett. **108**, 166605 (2012).
- ⁴⁸ J. König, J. Martinek, J. Barnas, and G. Schön, "CFN Lectures on Functional Nanostructures", Eds. K. Busch *et al.*, Lecture Notes in Physics 658, Springer, p. 145-164 (2005).
- ⁴⁹ M. P. Nowak and B. Szafran, Phys. Rev. B **82**, 165316 (2010).
- ⁵⁰ C. Karrasch, T. Hecht, A. Weichselbaum, Y. Oreg, J. von Delft, and V. Meden, Phys. Rev. Lett. **98**, 186802 (2007).
- ⁵¹ C. Karrasch, T. Hecht, A. Weichselbaum, J. von Delft, Y. Oreg, and V. Meden, New J. Phys. **9**, 123 (2007).
- ⁵² K. Yamada, Prog. Theor. Phys. **53**, (1975) 970.
- ⁵³ J. E. Moore and X.-G. Wen, Phys. Rev. Lett. **85**, 1722 (2000).
- ⁵⁴ T. A. Costi, "Concepts in Electron Correlations", p. 247, Kluwer, Dordrecht, 2003 (Ed. A. C. Hewson and V.Z latic).
- ⁵⁵ R. M. Konik, H. Saleur, and A. W. W. Ludwig, Phys. Rev. B **66**, 125304 (2002).
- ⁵⁶ C. H. L. Quay, J. Cumings, S. J. Gamble, R. de Picciotto, H. Kataura, and D. Goldhaber-Gordon, Phys. Rev. B **76**, 245311 (2007).
- ⁵⁷ R. Zitko, Phys. Rev. B **84**, 085142 (2011).