

Volume Dependence of the Axial Charge of the Nucleon

N. L. Hall,^{1,2} A. W. Thomas,^{1,2} R. D. Young,^{1,2} and J. M. Zanotti²

¹*ARC Centre of Excellence for Particle Physics at the Terascale,*

School of Chemistry and Physics, University of Adelaide, Adelaide SA 5005, Australia

²*CSSM, School of Chemistry and Physics, University of Adelaide, Adelaide SA 5005, Australia*

It is shown that the strong volume-dependence of the axial charge of the nucleon seen in lattice QCD calculations can be understood quantitatively in terms of the pion-induced interactions between neighbouring nucleons. The associated wave function renormalization leads to an increased suppression of the axial charge as the strength of the interaction increases, either because of a decrease in lattice size or in pion mass.

PACS numbers: 12.38.Gc, 13.75.Ev, 14.20.Pt

Keywords: nucleon axial charge, lattice QCD, chiral symmetry, finite volume corrections

The axial form factor of the nucleon, $G_A(Q^2)$, encodes details of the nucleon's non-perturbative structure and plays a key role in its properties under chiral symmetry [1]. While the axial charge, $g_A \equiv G_A(0)$, has been known accurately for many years through measurements of neutron β -decay, and the shape is well described by a dipole form with mass parameter around 1 GeV, the calculation of these properties within QCD still presents significant challenges. In particular, the mean square radius of the axial form factor in modern lattice QCD simulations is almost a factor two too small compared with experiment [2] and g_A itself exhibits a remarkable dependence on the size of the space-time lattice used [3–9].

The resolution of these challenges is made especially urgent by the recent contributions of lattice QCD towards unravelling the origin of the spin of the proton [2, 10–12]. For example, the isovector combination of the orbital angular momentum carried by the quarks, $L^u - L^d$, is dramatically different in several widely used models [13–15] and it can be deduced from a lattice calculation of $J^u - J^d$ by subtracting the value of g_A implicit in that same calculation. While such estimates have already been published, one cannot assess their reliability without a better understanding of the systematic error associated with the finite lattice volume [16].

In this Letter we explain the origin of the dramatic volume dependence of g_A in terms of the pion exchange force between neighbouring nucleons on the periodic lattice used in lattice QCD simulations. This quantitative, model independent explanation provides a framework within which to fully assess the systematic errors associated with the determination of the quark spin and orbital angular momentum as discussed above.

One of the earliest attempts to understand why g_A might decrease rapidly at low pion mass as the lattice size decreases relied on the fact that the axial current has a contribution proportional to $\vec{\nabla}\phi$, with ϕ the pion field. In a finite box one may expect that the axial charge, given as the volume integral of the matrix element of the axial current would receive a contribution from a surface integral of the pion field, arising through Green's Theo-

rem [17]. Promising as this idea seems, it has been proven that with the periodic boundary condition imposed on the quark fields, this surface contribution must vanish and hence cannot be the source of the problem [18].

Next one might think of the volume dependence of the chiral loops which renormalize the axial charge [19], with wave function renormalization reducing g_A and the vertex renormalization, especially that associated with the axial current acting on an intermediate Δ baryon, tending to increase it [20, 21]. These two contributions tend to effectively cancel each other over a wide range of bag radii, so that the renormalized and un-renormalized axial charges are very close to each other. Given that the volume dependence of the wave function and vertex renormalization is very similar for pions which do not travel outside the lattice volume, this is also not the source of the rapid variation of g_A . Similar conclusions have been reached within other approaches [22, 23].

What has not previously been recognised, however, is the effect associated with the fact that on a finite lattice each nucleon must interact with its neighbours through pion exchange. (Alternatively, the pion travels outside the lattice volume or “round the world”.) In terms of its effect on the axial charge this may be treated in an analogous way to the renormalization of an individual nucleon. Once again the wave function renormalization, that is the probability to find a bare nucleon rather than one which has emitted a pion that will be absorbed by one of its neighbours, reduces g_A , while the vertex renormalization acts to increase it. In this case, however, the $N \rightarrow \Delta\pi$ transition is suppressed by an extra factor of $\exp[-\delta L]$, with $\delta = m_\Delta - m_N$ and L the lattice size, which is the same as the separation between nearest neighbours on the lattice. As a result, at all but the very smallest lattices (where the neighbouring nucleons would overlap anyway), this contribution is not effective at countering the effect of wave function renormalization. Similarly, the vertex renormalization involving $N\pi$ intermediate states is small for a single nucleon (namely that the interchange of $\sigma_z\tau_3$ with the $\sigma\tau$ factors in the pion loop generates a factor of 1/9 compared with the

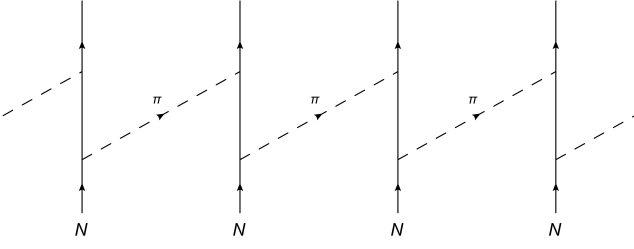


FIG. 1. Schematic illustration of pion emission and absorption on a periodic lattice.

wave function renormalization). Hence the wave function renormalization dominates and g_A is suppressed as the factor $\exp[-m_\pi L]$ increases, or $m_\pi L$ decreases.

The emission of a pion which is absorbed on a neighbouring nucleon is illustrated schematically in Fig. 1 for a nucleon on a periodic lattice. Indeed, when the nucleon under consideration emits a pion, every copy also emits a meson and the particular one in the box under consideration must absorb a pion emitted by the other neighbour. Looking at the contribution to the wave function renormalization coming from a *single* pair of neighbouring nucleons – as in Fig. 2 – one sees (in the heavy baryon approximation which should be perfectly adequate for this purpose) that

$$\delta Z_2 = \left\langle N_{1\alpha'} N_{2\beta'} \left| \frac{\tau_{2i}\tau_{1i}}{16\pi^3} \left(\frac{g_A}{2f_\pi} \right)^2 \times \vec{\sigma}_2 \cdot \frac{\nabla}{i} \vec{\sigma}_1 \cdot \frac{\nabla}{i} \int d^3k \frac{e^{i\vec{k}\cdot\vec{L}}}{(k^2 + m_\pi^2)^{3/2}} \right| N_{1\alpha} N_{2\beta} \right\rangle, \quad (1)$$

where α, β, α' and β' represent the nucleon spin states.

We suppose that the proton spin points up, along the z -axis, and consider first the interaction through the exchange of a π^0 with the nearest neighbour along the y -axis. This is illustrated by Fig. 2 (a), where the pion emission necessarily flips the spin of the proton. In this case $\langle \tau_{2i}\tau_{1i} \rangle = +1$ and the contribution to the wave function renormalization becomes

$$\delta Z_2^{(a)} = \frac{1}{4\pi^2} \left(\frac{g_A}{2f_\pi} \right)^2 \langle N_{1\downarrow} N_{2\uparrow} | \sigma_{2y} \sigma_{1y} | N_{1\uparrow} N_{2\downarrow} \rangle \times \frac{\partial^2}{\partial L^2} \int_0^\infty dk k \frac{\sin(kL)}{L(k^2 + m_\pi^2)^{3/2}}. \quad (2)$$

Defining the usual spin raising and lowering operators

$$\sigma_\pm = \frac{1}{2}(\sigma_x \pm i\sigma_y); \quad \sigma_0 = \sigma_z, \quad (3)$$

we see that

$$\sigma_{1y} \sigma_{2y} = 2(\sigma_{1+} \sigma_{2-} + \sigma_{1-} \sigma_{2+}), \quad (4)$$

so the spin matrix element gives a factor of 2 in this case.

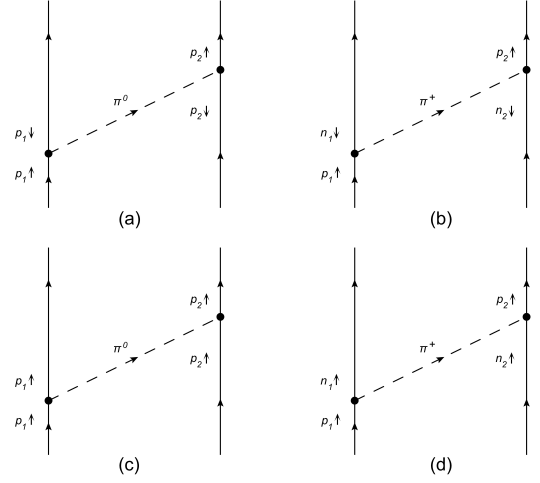


FIG. 2. Diagrams which contribute to the wave function renormalization.

Finally, evaluating the momentum integral we find

$$\begin{aligned} \delta Z_2^{(a)} &= \frac{1}{2\pi^2} \left(\frac{g_A}{2f_\pi} \right)^2 \frac{\partial^2}{\partial L^2} K_0(m_\pi L) \\ &= \frac{m_\pi^2}{4\pi^2} \left(\frac{g_A}{2f_\pi} \right)^2 (K_0(m_\pi L) + K_2(m_\pi L)), \quad (5) \end{aligned}$$

where K_n are the modified Bessel functions (e.g., $K_0(z) \rightarrow (\pi/2)^{1/2} \exp(-z)$ as $z \rightarrow \infty$).

Because of the periodicity of the lattice one can also exchange a π^+ with the neighbouring nucleon along the y -axis. In this case the isospin factor is two, rather than one, and hence $\delta Z_2^{(b)} = 2\delta Z_2^{(a)}$. For the neighbouring nucleon along the z -axis the spin factor is unity. That is, the spin is not flipped. Thus $\delta Z_2^{(c)}$ and $\delta Z_2^{(d)}$ are each half as large as $\delta Z_2^{(a)}$ and $\delta Z_2^{(b)}$, respectively. This asymmetry between lattice sites perpendicular and parallel to the nucleon spin is a natural consequence of the tensor force generated by the exchange of a pseudoscalar meson.

The expressions above give the contribution to the wave function renormalization associated with pion exchange between a single pair of nucleons. To ensure that we represent what goes on on the lattice we need to include *all* neighbours which make significant contributions. There are four nearest neighbours in the x - y plane and two along the z direction. Thus the total contribution to the wave function renormalization from nearest neighbours, δZ_2^{nn} , is

$$\begin{aligned} \delta Z_2^{\text{nn}} &= 15 \frac{m_\pi^2}{4\pi^2} \left(\frac{g_A}{2f_\pi} \right)^2 (K_0(m_\pi L) + K_2(m_\pi L)), \\ &\equiv 15\mathcal{F}(m_\pi^2, m_\pi L). \quad (6) \end{aligned}$$

As explained earlier, for g_A the vertex renormalization is not very effective in countering the wave function renormalization when the Δ excitation is suppressed.

However, for a lattice which is not spherically symmetric the suppression is not simply $1/9$ but differs from nearest (n1) to next-to-nearest (n2) to next-to-next-to-nearest neighbours (n3). It is a trivial calculation to show that for n1 the vertex renormalization is one fifth of δZ_2^{nn} . Thus the total relative correction to g_A (i.e. $g_A(1 - \delta g_A)$) from nearest neighbours is:

$$\delta g_A^{\text{n1}} = \frac{4}{5} \delta Z_2^{\text{nn}} \quad (7)$$

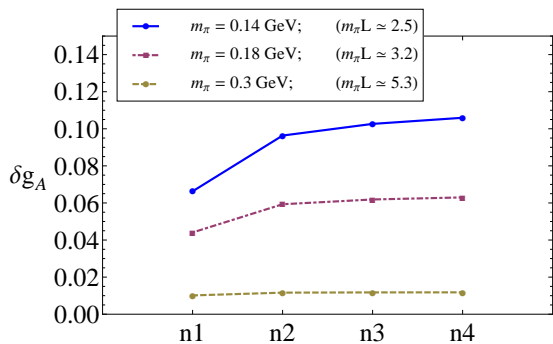


FIG. 3. Illustration of the convergence of the correction to g_A calculated on a lattice 3.5 fm on a side as we include the nearest neighbour (n1) up to next-to-next-to-next-to-nearest neighbour (n4), for three values of $m_\pi L$.

Turning to the effect of the next-to-nearest neighbours, we note that there are more of them (12 instead of 6) but that their distance from the nucleon under study is $\sqrt{2}L$. Thus, provided $m_\pi L$ is relatively large, we expect that the correction to g_A should converge relatively quickly. In the present work we consider the corrections out to and including next-to-next-to-nearest neighbours, or a distance $\sqrt{3}L$. In these cases, the factor one fifth for n1 becomes one sixth for n2 and one ninth for n3. In summary, the total corrections to g_A from next-to-nearest and next-to-next-to-nearest neighbours are

$$\delta g_A^{\text{n2}} = \frac{5}{6} 24 \mathcal{F}(m_\pi^2, \sqrt{2} m_\pi L),$$

$$\delta g_A^{\text{n3}} = \frac{8}{9} 12 \mathcal{F}(m_\pi^2, \sqrt{3} m_\pi L).$$

The degree of convergence for three relatively light quark masses is illustrated in Fig. 3 for a 3.5 fm lattice. However we point out that the convergence of the correction is solely dependent on $m_\pi L$, and the figure displays the convergence down to $m_\pi L \simeq 2.5$. Here we also show the contribution from the next (2L) term which justifies our truncation at a distance of $\sqrt{3}L$ in the remainder of this letter.

The total reduction in g_A to this order is illustrated in Fig. 4 — note that for each volume, the curves are plotted

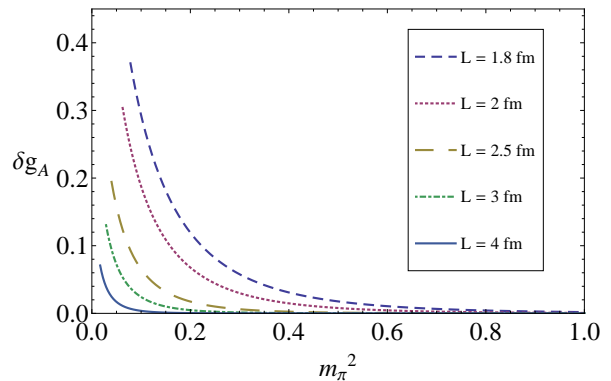


FIG. 4. The total reduction in g_A from wave function and vertex renormalization is illustrated as a function of pion mass (in GeV) for several lattice sizes.

only down to a minimum reliable pion mass estimated by $m_\pi L = 2.5$. This figure makes it clear that these corrections are substantial. Modern lattice simulations of g_A are now available at masses as low as 0.3 GeV, but even there the correction is almost 20% on a 2 fm box and 6% at 2.5 fm. Even more significant, we see that as the pion mass approaches the physical value the correction is as large as 10% on a 4 fm lattice. This makes very clear the challenge of a brute force determination of this quantity at the physical quark mass.

We show the effect of this correction applied to a simple fit linear in m_π^2 , $g_A^0(1 - \delta g_A) + Bm_\pi^2$, with two fit parameters (g_A^0, B) applied to recent lattice data from the QCDSF collaboration in Fig. 5 and the RBC collaboration in Fig. 6. Note that we have made no attempt here to include any non-analytic effects in the pion mass dependence of g_A , although in this case, these effects are anticipated to be small [4, 19]. The very dramatic reductions in g_A at small lattice sizes and low pion mass are very clearly seen there, and we find remarkable agreement between the present calculation and those data.

Earlier work has suggested that similarly large finite-volume effects can be described by the discretisation of standard one-loop corrections [4]. The enhancement seen there can be understood noting that both the input $g_{\Delta N}$ coupling and the fitted $g_{\Delta\Delta}$ coupling are about 1.5 times larger than those predicted by SU(6) relations. In the second panel of Fig. 5, the standard contributions using SU(6) estimates for the couplings are shown for the two relevant volumes. We see that the effects are insignificant compared to the exchange effects investigated in the present work.

The calculations reported here show clearly that a significant part of the hitherto unexplained quenching of g_A on small lattice volumes originates with the pion exchange force between neighbouring nucleons on a periodic lattice. In retrospect, this explanation seems to be very

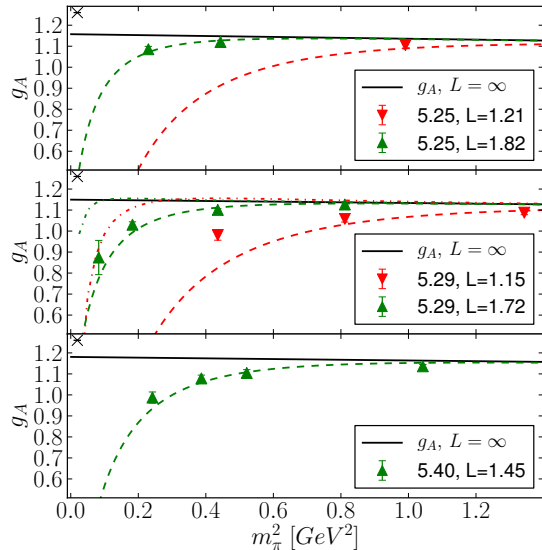


FIG. 5. The axial charge g_A , with the finite volume correction associated with pion exchange between neighbouring nucleons included, is plotted for several different values of the lattice size, L (in fm). Also plotted are lattice calculations of g_A from QCDSF [4, 9] with three different β 's (lattice spacings), $\beta = 5.25$ ($a = 0.076$ fm) $\beta = 5.29$ ($a = 0.072$ fm) $\beta = 5.40$ ($a = 0.060$ fm), on multiple volumes. For comparison, in the middle figure we also show (dot-dash line) the predicted finite size effects from [4], using the SU(6) Δ couplings [22].

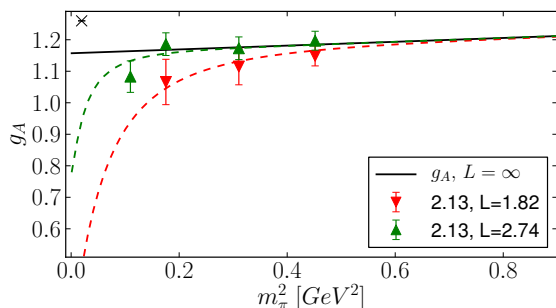


FIG. 6. Curves as described in Fig. 5, plotted with lattice calculations of g_A by Yamazaki *et al.* [3].

natural, although the key role of wave function renormalization was somewhat unexpected.

With this fascinating issue resolved, one may ask what other problems being addressed by lattice QCD calculations may be similarly affected. The study of the fraction of the nucleon spin carried by its quarks is certainly a topical example, as is the orbital angular momentum of the quarks and gluons and hadron magnetic moments. The tensor nature of the pion exchange force suggests that special care may be required in those cases where spin

related deformation is important [24], for example in the study of the E2/M1 ratio for the Δ .

ACKNOWLEDGEMENTS

It is a pleasure to acknowledge numerous valuable discussions with P. A. M. Guichon at early stages of this investigation. This work was supported by the Australian Research Council through the ARC Centre of Excellence for Particle Physics at the Terascale and through grants FL0992247 (AWT), DP110101265 (RDY) and FT100100005 (JMZ), as well as by the University of Adelaide. We would also like to thank the QCDSF Collaboration for giving us access to some of the unpublished lattice results appearing in Fig. 5.

- [1] A. W. Thomas and W. Weise, “The Structure of the Nucleon,” Berlin, Germany: Wiley-VCH (2001) 389 p
- [2] J. D. Bratt *et al.* [LHPC Collaboration], Phys. Rev. D **82**, 094502 (2010)
- [3] T. Yamazaki *et al.* [RBC/UKQCD Collaboration], Phys. Rev. Lett. **100**, 171602 (2008)
- [4] A. Ali Khan *et al.*, Phys. Rev. D **74**, 094508 (2006)
- [5] R. G. Edwards *et al.* [LHPC Collaboration], Phys. Rev. Lett. **96**, 052001 (2006)
- [6] S. Sasaki, K. Orginos, S. Ohta and T. Blum [RBC Collaboration], Phys. Rev. D **68**, 054509 (2003)
- [7] C. Alexandrou *et al.* [ETM Collaboration], Phys. Rev. D **83**, 045010 (2011)
- [8] S. Capitani *et al.*, arXiv:1205.0180 [hep-lat].
- [9] D. Pleiter *et al.* [QCDSF/UKQCD Collaboration], PoS LATTICE **2010**, 153 (2010)
- [10] Ph. Hägler *et al.* [LHPC Collaboration], Phys. Rev. D **77**, 094502 (2008)
- [11] A. W. Thomas, Phys. Rev. Lett. **101**, 102003 (2008)
- [12] F. Myhrer and A. W. Thomas, J. Phys. GG **37**, 023101 (2010)
- [13] M. Wakamatsu, Eur. Phys. J. A **44**, 297 (2010)
- [14] M. Wakamatsu and H. Tsujimoto, Phys. Rev. D **71**, 074001 (2005)
- [15] F. Myhrer and A. W. Thomas, Phys. Lett. B **663**, 302 (2008)
- [16] A. W. Thomas, A. Casey and H. H. Matevosyan, Eur. Phys. Jour. , **A46**, 325 (2010)
- [17] R. L. Jaffe, Phys. Lett. B **529**, 105 (2002)
- [18] T. D. Cohen, Phys. Lett. B **529**, 50 (2002)
- [19] W. Detmold, W. Melnitchouk and A. W. Thomas, Phys. Rev. D **66**, 054501 (2002)
- [20] A. W. Thomas, Adv. Nucl. Phys. **13**, 1 (1984).
- [21] S. Theberge, G. A. Miller and A. W. Thomas, Can. J. Phys. **60**, 59 (1982).
- [22] S. R. Beane and M. J. Savage, Phys. Rev. D **70**, 074029 (2004) [hep-ph/0404131].
- [23] W. Detmold, C. J. D. Lin and S. Meinel, Phys. Rev. D **84**, 094502 (2011)
- [24] C. Alexandrou, G. Koutsou, J. W. Negele, Y. Proestos and A. Tsapalis Phys. Rev. D **83**, 014501 (2011)