

Dipolar Bose-Einstein condensate soliton on a two-dimensional optical lattice

S. K. Adhikari^a, P. Muruganandam^{a,b,*}

^a*Instituto de Física Teórica, UNESP - Universidade Estadual Paulista, 01.140-070 São Paulo, São Paulo, Brazil*

^b*School of Physics, Bharathidasan University, Palkalaiperur Campus, Tiruchirappalli 620024, Tamilnadu, India*

Abstract

Using a *three-dimensional* mean-field model we study one-dimensional dipolar Bose-Einstein condensate (BEC) solitons on a weak two-dimensional (2D) square and triangular optical lattice (OL) potentials placed perpendicular to the polarization direction. The stabilization against collapse and expansion of these solitons for a fixed dipolar interaction and a fixed number of atoms is possible for short-range atomic interaction lying between two critical limits. The solitons collapse below the lower limit and escapes to infinity above the upper limit. One can also stabilize identical tiny BEC solitons arranged on the 2D square OL sites forming a stable 2D array of interacting droplets when the OL sites are filled with a filling factor of 1/2 or less. Such an array is unstable when the filling factor is made more than 1/2 by occupying two adjacent sites of OL. These stable 2D arrays of dipolar superfluid BEC solitons are quite similar to the recently studied dipolar Mott insulator states on 2D lattice in the Bose-Hubbard model by Capogrosso-Sansone *et al.* [B. Capogrosso-Sansone, C. Trefzger, M. Lewenstein, P. Zoller, G. Pupillo, Phys. Rev. Lett. 104 (2010) 125301].

Keywords: Dipolar Bose-Einstein condensate, Optical Lattice

PACS: 03.75.Lm, 03.75.Nt, 05.30.Jp

1. Introduction

After the experimental observation of Bose-Einstein condensate (BEC) [1], there has been great interest in the problem of stabilization of BEC on a periodic optical lattice (OL) potential. The OL potential is generated in a laboratory by a standing wave polarized laser beam [2]. The resulting periodic potential simulates the potential seen by an electron in a solid [3]. As one of the interests in studying BEC droplets of small number of atoms on OL is to generate a stable array of BEC droplets by occupying each OL site with one tiny droplet so that an array of matter wave is formed as in condensed-matter physics [4]. Unlike in condensed-matter physics, these BEC droplets are completely pure. Such a pure array of matter-wave simulating a quantum solid can be created and studied in a laboratory to model many quantum-mechanical condensed-matter phenomena.

The above study to model condensed-matter phenomena with matter wave has obtained new impetus after the observation of dipolar BEC of ⁵²Cr [5, 6] and ¹⁶⁴Dy [7] with a large dipolar interaction. The dipolar interaction is anisotropic and of long range in contrast to the short-range isotropic atomic interaction. Because of the anisotropic long-range interaction, the conditions of stability of a dipolar BEC soliton follow a distinct trend from that of a nondipolar BEC soliton [8]. Also, dipolar atoms have permanent magnetic moment [5] and if polarized by an external magnetic field, an array of tiny BEC droplets with magnetic moment can simulate the problem of generation of magnetism in solids from individual atomic or molecular magnetic dipoles.

Here, using a three-dimensional (3D) mean-field model, we study one-dimensional (1D) dipolar BEC solitons, free to move along the polarization direction z , on a two-dimensional (2D) square and triangular periodic OL in the x - y plane. In both cases, for a fixed dipolar interaction and fixed number of atoms, the solitons are stable for atomic short-range interaction (scattering length) between two critical limiting values. Below the lower limit the dipolar and short-range interactions lead to too much attraction and the soliton collapses and above the upper limit the net

*Corresponding author; Telephone: +91 431 2407057; Fax: +91 431 2407093

Email addresses: adhikari@ift.unesp.br (S. K. Adhikari), anand@cnld.bdu.ac.in (P. Muruganandam)

attraction is too weak and the soliton escapes to infinity. The spreading of the BEC soliton in the 2D OL in the x - y plane is stopped by the attractive dipolar interaction along polarization direction z – the system lowers its energy by being long in the z direction and thin in the x - y plane.

First, we consider a dipolar BEC soliton on a 2D square or triangular OL using the numerical and Lagrangian variational analysis of the mean-field Gross-Pitaevskii (GP) equation. The variational results are found to be in good agreement with numerical results. To demonstrate the stability, we perform a linear stability analysis [9] using the variational solution and calculate the normal-mode frequencies [10].

In an attempt to generate an array of dipolar BEC solitons on a 2D square OL, each with a small number of atoms, we find that interesting stable periodic structure can be formed for filling factors of 1/2, 1/3, and 1/4 termed checkerboard, stripe, and star configurations, respectively. Similar stable structures of ultra-cold dipolar atoms were first obtained as Mott insulator states in a study of dipolar atoms on 2D OL by solving the corresponding *field-theoretic* 2D Hubbard model numerically by Monte Carlo technique [11]. This suggests that such stable structures are a consequence of the typical repulsive dipolar interaction in the x - y plane.

There have been studies of 2D dipolar BEC solitons, free to move in the x - z or x - y plane with harmonic traps along y [12] or z [13] axis, respectively, and of 1D dipolar BEC soliton under transverse harmonic trap [14]. The present 1D dipolar BEC soliton confined by only a weak 2D OL in the x - y plane is distinct. The BEC soliton of the previous studies [12, 13, 14] will essentially have a Gaussian density distribution along the infinite trap direction, whereas the present BEC soliton will have an exponential density distribution due to weak finite OL traps in these directions. Similar nondipolar BEC solitons in a lower dimensional OL have also been studied [15].

2. Analytical formulation

We consider a 1D dipolar BEC soliton of N atoms, each of mass m , using the GP equation: [5]

$$i \frac{\partial \phi(\mathbf{r}, t)}{\partial t} = \left[-\frac{\nabla^2}{2} + V_{\text{OL}}^{2D} + \bar{\mu}(a, N) + \bar{\mu}_{dd}(a_{dd}, N) \right] \phi(\mathbf{r}, t), \quad (1)$$

with the bulk chemical potential $\bar{\mu}(a, N) = 4\pi a n$, $n = N|\phi|^2$, with a the atomic scattering length, n the density, and $\mathbf{r} \equiv \{x, y, z\} \equiv \{\rho, z\}$. The dipolar bulk chemical potential is $\bar{\mu}_{dd}(a_{dd}, N) = N \int U_{dd}(\mathbf{r} - \mathbf{r}') |\phi(\mathbf{r}', t)|^2 d\mathbf{r}'$, $U_{dd}(\mathbf{R}) = 3a_{dd}(1 - 3\cos^2\theta)/R^3$ the dipolar interaction potential, $\mathbf{R} = \mathbf{r} - \mathbf{r}'$, normalization $\int \phi(\mathbf{r})^2 d\mathbf{r} = 1$, θ the angle between \mathbf{R} and polarization direction z , $V_{\text{OL}}^{2D} = -V_0 \cos(2x) - V_0 \cos(2y)$ for the square OL, and $= -V_0 \cos(2x) - V_0 \cos(x + \sqrt{3}y) - V_0 \cos(x - \sqrt{3}y)$ for the triangular OL, with V_0 the strength of the OL. This 2D triangular OL consists of three OL in the x - y plane at mutual angles of $\pi/3$. The length $a_{dd} = \mu_0 \bar{\mu}^2 m / (12\pi \hbar^2)$ is the strength of dipolar interaction, $\bar{\mu}$ the magnetic dipole moment of an atom, and μ_0 the permeability of free space. In Eq. (1), length is measured in units of $l_0 \equiv \lambda/2\pi$, taken here as $1 \mu\text{m}$, and time t in units of $t_0 = ml_0^2/\hbar$, where λ is the OL wave length. Energy E and V_0 are expressed in units of $2E_R = \hbar^2/(m\lambda^2)$, where E_R is the recoil energy of one atom of mass m absorbing one lattice photon of wave length λ .

First we consider a 1D BEC soliton on the OL V_{OL}^{2D} . The Lagrangian density of Eq. (1) is [16]

$$\mathcal{L} = \frac{i}{2} (\phi \phi_t^* - \phi_t^* \phi) + \frac{1}{2} |\nabla \phi|^2 + 2\pi a N |\phi|^4 + V_{\text{OL}}^{2D} |\phi|^2 + \frac{1}{2} N |\phi|^2 \int U_{dd}(\mathbf{r} - \mathbf{r}') |\phi(\mathbf{r}')|^2 d\mathbf{r}'. \quad (2)$$

For a variational study we use the Gaussian ansatz [16]: $\phi(\mathbf{r}, t) = \exp(-\rho^2/2w_\rho^2 - z^2/2w_z^2 + i\gamma\rho^2 + i\beta z^2)/(w_\rho \sqrt{w_z} \pi^{3/4})$ where w_ρ and w_z are time-dependent widths and γ and β are time-dependent chirps. Because we consider identical strengths of OL along x and y directions, an axially-symmetric Gaussian profile for the density is a good approximation to the actual density. The effective Lagrangian L (per particle) is

$$L \equiv \int \mathcal{L} d\mathbf{r} = \left(w_\rho^2 \dot{\gamma} + \frac{1}{2} w_z^2 \dot{\beta} + 2w_\rho^2 \gamma^2 + w_z^2 \beta^2 \right) + E_{\text{kin}} + E_{\text{trap}} + E_{\text{int}}, \quad (3)$$

with kinetic, trap, and interaction energies given, respectively, by $E_{\text{kin}} = -[1/(2w_\rho^2) + 1/(4w_z^2)]$, $E_{\text{trap}} = -2V_0 \exp(-w_\rho^2)$, for the square OL and $= -3V_0 \exp(-w_\rho^2)$, for the triangular OL, $E_{\text{int}} = N[a - a_{dd}f(\kappa)]/(\sqrt{2\pi}w_\rho^2 w_z)$, where $f(\kappa) =$

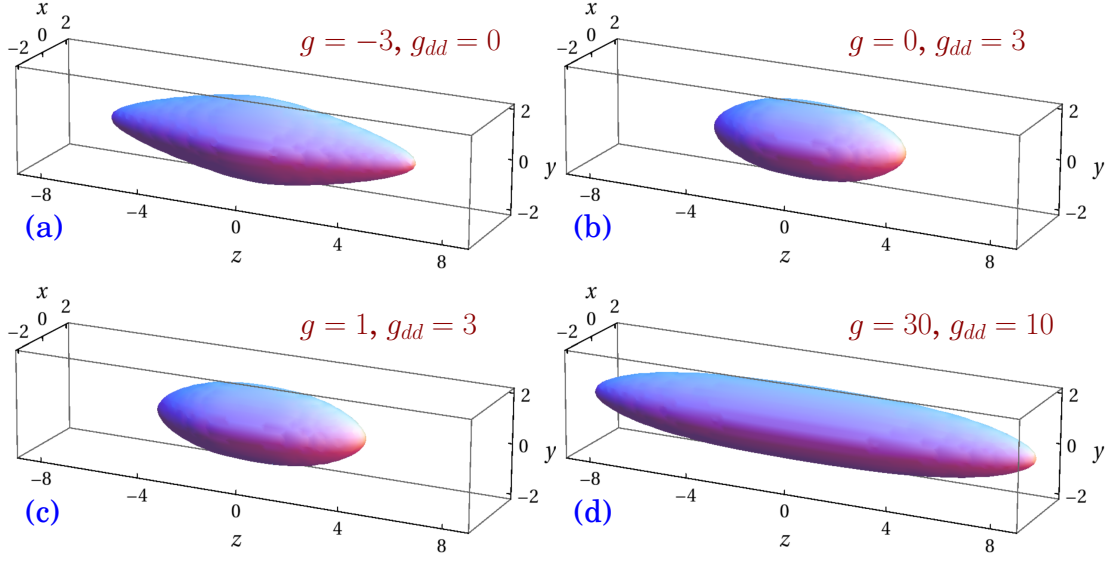


Figure 1: (Color online) (a) Numerical 3D contour of a nondipolar BEC soliton of 1000 atoms with the scattering length tuned to $a = -4.5a_0$ ($g \equiv 4\pi a N = -3$, $g_{dd} \equiv 3a_{dd}N = 0$). The same for a dipolar BEC soliton of 1260 ^{52}Cr atoms with scattering length a tuned to (b) $a = 0$ ($g = 0$, $g_{dd} = 3$) and (c) $a = 1.2a_0$ ($g = 1$, $g_{dd} = 3$). (d) The same for a dipolar BEC soliton of 4200 ^{52}Cr atoms with scattering length a tuned to $a = 10.75a_0$ ($g = 30$, $g_{dd} = 10$). The square OL potential is $V_{\text{OL}}^{2D} = -2\cos(2x) - 2\cos(2y)$. The density $|\phi(\mathbf{r})|^2$ on the contour is 0.001.

$[1 + 2\kappa^2 - 3\kappa^2 d(\kappa)]/(1 - \kappa^2)$, $d(\kappa) = \text{atanh} \sqrt{1 - \kappa^2}/\sqrt{1 - \kappa^2}$, $\kappa = w_\rho/w_z$. The Euler-Lagrange equations for parameters $w_\rho, w_z, \gamma, \beta$ can be used to obtain the following equations of the widths for the dynamics of the dipolar BEC soliton

$$\dot{w}_\rho = \frac{1}{w_\rho^3} + \frac{1}{\sqrt{2\pi}} \frac{N}{w_\rho^3 w_z} [2a - a_{dd}g(\kappa)] + 2E_{\text{trap}}w_\rho, \quad (4)$$

$$\dot{w}_z = \frac{1}{w_z^3} + \frac{1}{\sqrt{2\pi}} \frac{2N}{w_\rho^2 w_z^2} [a - a_{dd}h(\kappa)], \quad (5)$$

with $g(\kappa) = [2 - 7\kappa^2 - 4\kappa^4 + 9\kappa^4 d(\kappa)]/(1 - \kappa^2)^2$, $h(\kappa) = [1 + 10\kappa^2 - 2\kappa^4 - 9\kappa^2 d(\kappa)]/(1 - \kappa^2)^2$. The widths of a stationary dipolar BEC soliton of energy $E \equiv E_{\text{kin}} + E_{\text{trap}} + E_{\text{int}}$ and chemical potential $\mu \equiv E_{\text{kin}} + E_{\text{trap}} + 2E_{\text{int}}$ are obtained by solving Eqs. (4) and (5) for $\dot{w}_\rho = \dot{w}_z = 0$.

3. Numerical Results

We perform numerical simulation of the 3D GP equation (1) using the split-step Crank-Nicolson method [17]. In the presence of the dipolar term the GP equation is integro-differential involving partial derivatives. The dipolar term is treated by fast Fourier transformation [16]. The error of the reported numerical results is less than 1 %.

First, we present the results for a single 1D dipolar BEC soliton on the square lattice. In this case we take, for the weak 2D square OL, $V_0 = 2$. We present the 3D contour of density $|\phi(\mathbf{r})|^2$ of the BEC soliton in Fig. 1 for (a) $g = -3$, $g_{dd} = 0$, (b) $g = 0$, $g_{dd} = 3$, (c) $g = 1$, $g_{dd} = 3$, and (d) $g = 30$, $g_{dd} = 10$ with the 2D square OL $V_{\text{OL}}^{2D} = -2\cos(2x) - 2\cos(2y)$, where $g \equiv 4\pi Na$ is the contact-interaction nonlinearity and $g_{dd} \equiv 3Na_{dd}$ the dipolar nonlinearity. The corresponding values of number of ^{52}Cr atoms ($a_{dd} = 15a_0$ with a_0 the Bohr radius [4, 5]) and the scattering lengths are given in the figure caption. The density profiles are distinct in the four cases according to the net attraction in the system. The BEC soliton of Fig. 1 (b) with no atomic repulsion ($g = 0$) is the most attractive of the four corresponding to a small size, whereas the BEC soliton of Fig. 1 (d) with largest atomic repulsion ($g = 30$) is the least attractive of the four corresponding to a large size. In Fig 1 (a), the BEC soliton is stabilized solely by atomic attraction ($g_{dd} = 0$), and in Fig. 1 (b), the stabilization is achieved solely by dipolar interaction ($g = 0$). The

Table 1: Numerical (n) and variational (v) energy and rms sizes, normal-mode frequencies E , $\langle x \rangle$, $\langle y \rangle$, $\langle z \rangle$, Ω_z and Ω_p , respectively, of dipolar BEC solitons of Fig. 1 on square OL.

	g	g_{dd}	E	$\langle x \rangle$	$\langle y \rangle$	$\langle z \rangle$	Ω_z	Ω_p
n	-3	0	-1.512	0.57	0.57	1.61	0.115	3.453
v	-3	0	-1.489	0.456	0.456	1.544	0.203	4.090
n	0	3	-1.802	0.388	0.388	1.03	-	-
v	0	3	-1.729	0.395	0.395	1.140	0.703	4.332
n	1	3	-1.731	0.413	0.413	1.21	0.614	3.914
v	1	3	-1.694	0.410	0.410	1.292	0.566	4.278
n	30	10	-1.576	0.488	0.488	3.03	0.154	3.607
v	30	10	-1.554	0.445	0.445	3.164	0.164	4.130

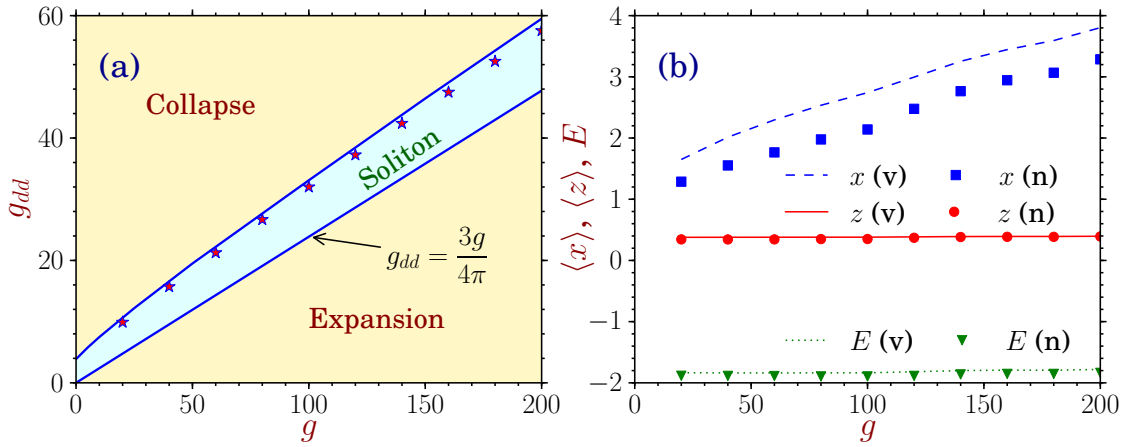


Figure 2: (Color online) (a) The phase plot of g_{dd} versus g from variational analysis showing the region of stable dipolar BEC soliton formation on square OL with $V_0 = 2$. The \star 's denote the numerical points showing the stable-collapse boundary. (b) The numerical (n) and variational (v) rms sizes and energy versus g for g_{dd} corresponding to the \star 's in (a).

numerical energy and root-mean-square (rms) sizes of the BEC solitons of Fig. 1 are shown in Table 1 together with the variational results.

One can have a 1D *nondipolar* ($g_{dd} = 0$) BEC soliton on the 2D *square* OL for $0 > g > -g_{\text{crit}}$, where the numerical estimate 8.60 of g_{crit} should be contrasted with the variational result of 6.16. As $g = 4\pi Na$, these correspond to the critical values $|Na|_{\text{variational}} = 0.490$ and $|Na|_{\text{numerical}} = 0.684$. The present numerical critical value is surprisingly close to the following critical value when the 2D OL trap in the x - y plane is replaced by the harmonic trap $V = \rho^2/2$: $|Na|_{\text{numerical}} = 0.676$ [18]. This shows the similar nature of the two nondipolar BEC solitons.

For a fixed nondipolar nonlinearity g , an 1D dipolar BEC soliton ($g_{dd} > 0$) on the 2D *square* OL can be stabilized for $g_{dd}^{\text{crit1}} > g_{dd} > g_{dd}^{\text{crit2}}$, where for $g_{dd} < g_{dd}^{\text{crit2}}$ there is not sufficient net attraction and the BEC soliton expands to infinity and for $g_{dd} > g_{dd}^{\text{crit1}}$ there is too much net attraction leading to collapse. The domain of stable soliton in this case is shown in the g_{dd} versus g phase plot in Fig. 2 (a), where the two lines are the variational boundaries between stable BEC soliton and collapse and that between stable BEC soliton and expansion. Of these two lines, the lower boundary between stable BEC soliton and expansion can be analytically obtained from the variational equations (4) and (5) for $\ddot{\omega}_z = \ddot{\omega}_p = 0$. In this limit the BECs will be infinitely large accommodating an infinite number N of atoms and in order that Eqs. (4) and (5) yield finite numbers for $N \rightarrow \infty$ one must have $[a - a_{dd}h(\kappa)] = [a - a_{dd}g(\kappa)]/2 = 0$, so that $h(\kappa) = g(\kappa)/2$ with the solution $\kappa = 0$, while $h(\kappa = 0) = 1$. Consequently, this boundary is defined by $a = a_{dd}$ or $g_{dd} = 3g/(4\pi)$ corresponding to the lower line in Fig. 2 (a). In this figure the \star 's denote the numerically calculated boundary between collapse and stability. In Fig. 2 (b) we plot the numerical and variational sizes and energies versus g for g_{dd} corresponding to the \star 's in Fig. 2 (a).

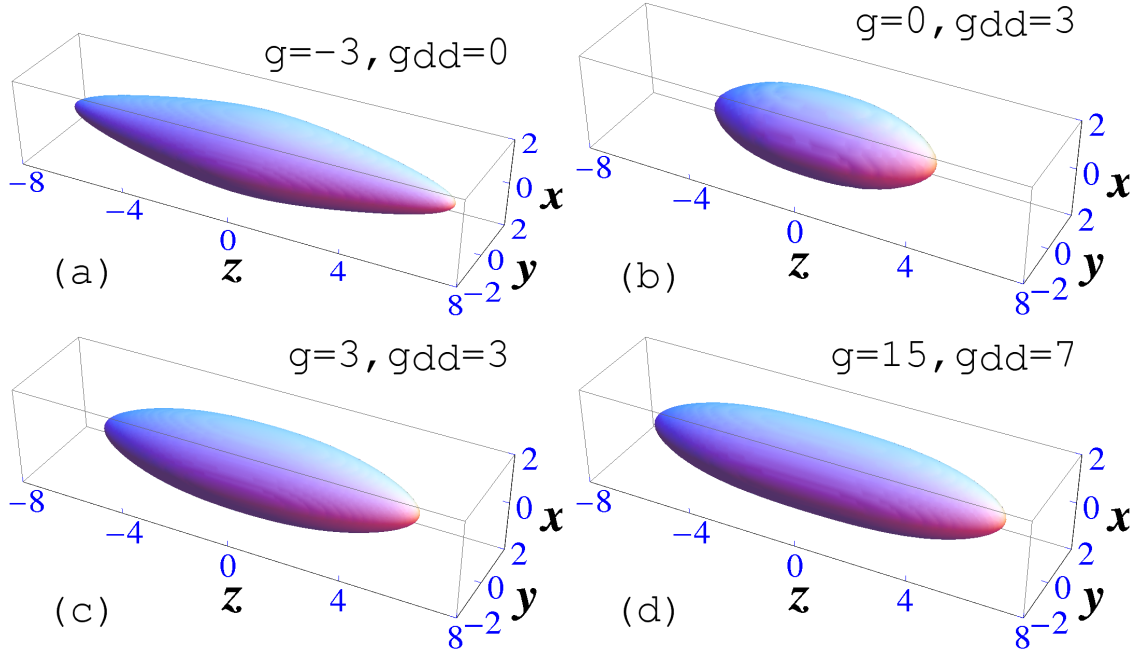


Figure 3: (Color online) Numerical 3D contour of the dipolar BEC solitons for (a) $g = -3$ and $g_{dd} = 0$, (b) $g = 0$ and $g_{dd} = 3$, (c) $g = 3$ and $g_{dd} = 3$, and (d) $g = 15$ and $g_{dd} = 7$ on the triangular OL $V_{OL}^{2D} = -\cos(2x) - \cos(x + \sqrt{3}y) - \cos(x - \sqrt{3}y)$. The density $|\phi(\mathbf{r})|^2$ on the contour is 0.001.

To perform a linear stability analysis [9] of the BEC solitons on the square OL and obtain the normal-mode frequencies, we note that Eqs. (4) and (5) can be rewritten as [10]

$$\ddot{w}_\rho = -\frac{\partial U}{\partial w_\rho}, \quad \ddot{w}_z = -\frac{\partial U}{\partial w_z}, \quad (6)$$

where U is the linearized effective potential. The squares of the normal-mode frequencies Ω_z and Ω_ρ along axial z and transverse directions, respectively, are the eigenvalues of the eigenfunction-eigenvalue problem for the Hessian matrix $\Lambda_{ij} = \partial^2 U / (\partial w_i \partial w_j)|_{w_i=w_i^*, w_j=w_j^*}$ where $i, j = z, \rho$, where w_z^* and w_ρ^* are the stationary solutions of Eqs. (4) and (5) obtained by setting $\dot{w}_\rho = \dot{w}_z = 0$ [10]. If these frequencies are real, stable oscillation of the widths is assured, whereas imaginary or complex frequencies imply exponential increase or decrease of the widths upon small perturbation corresponding to unstable states. These frequencies for the states exhibited in Fig. 1 are shown in Table 1. The real normal-mode frequencies of the BEC solitons of Fig. 1, displayed in Table 1, guarantee their stability. The numerical frequencies in Table 1 were calculated from the small oscillations of the widths in real-time propagation for a long time. The variational analysis provides a qualitative understanding of many features of the BEC soliton including its stability and the normal-mode frequencies.

Next, we present the results for a 1D dipolar BEC soliton on the *triangular* OL in brief. We take, for the weak 2D triangular OL, $V_0 = 1$. We present the 3D contour of density $|\phi(\mathbf{r})|^2$ of the stable BEC soliton in Fig. 3 for (a) $g = -3$, $g_{dd} = 0$, (b) $g = 0$, $g_{dd} = 3$, (c) $g = 3$, $g_{dd} = 3$, and (d) $g = 15$, $g_{dd} = 7$ with the 2D triangular OL $V_{OL}^{2D} = -\cos(2x) - \cos(x + \sqrt{3}y) - \cos(x - \sqrt{3}y)$. The numerical energy and rms sizes of the solitons of Fig. 3 are shown in Table 2 together with the variational results. The normal-mode frequencies calculated from the linear stability analysis [9], as shown in Table 2, indicate the stability of the solitons.

The domain of stable dipolar BEC solitons on triangular OL is illustrated in Fig. 4 (a) in a phase plot of the nonlinearities g and g_{dd} as obtained from the variational equations (4) and (5). Again there is a domain of stable soliton between a domain of collapse and of expansion. The collapse takes place for too large a value of dipolar nonlinearity g_{dd} and expansion for too small a value of dipolar nonlinearity. A moderate value of the dipolar nonlinearity leads

Table 2: Numerical (n) and variational (v) energy and rms sizes, normal-mode frequencies E , $\langle x \rangle$, $\langle y \rangle$, $\langle z \rangle$, Ω_p and Ω_z , respectively, of dipolar BEC solitons of Fig. 3 on triangular OL.

	g	g_{dd}	E	$\langle x \rangle$	$\langle y \rangle$	$\langle z \rangle$	Ω_z	Ω_p
n	-3	0	-0.876	0.678	0.678	2.07	-	-
v	-3	0	-0.856	0.503	0.503	1.881	0.138	3.286
n	0	3	-1.082	0.443	0.443	1.22	-	-
v	0	3	-1.046	0.443	0.443	1.315	0.519	3.533
n	3	3	-0.965	0.500	0.500	1.8	-	-
v	3	3	-0.944	0.478	0.478	1.855	0.275	3.395
n	15	7	-1.002	0.483	0.483	2.247	-	-
v	15	7	-0.978	0.469	0.469	2.1	0.262	3.429

to stable solitons. The boundary between stable soliton and expansion is again given by the analytic formula $g_{dd} = 3g/(4\pi)$. In Fig. 4 (b) we compare the variational and numerical chemical potential and rms sizes $\langle x \rangle$ and $\langle z \rangle$ along the line $g_{dd} = 4 + g/4$ covering the whole domain of soliton formation $400 > g > 0$ shown in Fig. 4 (a).

One interesting aspect of studying 1D BEC soliton on 2D lattice is to consider an array of many tiny 1D BEC soliton droplets distributed in 2D OL sites so that a periodic distribution of matter simulating a 2D solid in condensed-matter physics with long-range inter-site interaction is obtained. To achieve this, we consider tiny dipolar BEC solitons on square OL with $g = 1$ and $g_{dd} = 3$ and distribute these on different sites and study the stability of such an array by solving the GP equation by real-time propagation. We find that such an array is always unstable due to long-range inter-site interaction, if two solitons are placed on neighboring sites along one of the axes (x, y) . However, the array is stable if they are placed along the diagonal directions. With this information, we see that a stable periodic 2D pattern of tiny solitons is obtained if the occupation of neighboring sites is avoided. At the maximum of a filling factor of $1/2$, the stable checkerboard configuration is displayed in Fig. 5 (a), where the soliton droplets are put diagonally on the black or white spots of a chess board. After real-time evolution of the GP equation, the final array at $t = 100$ is displayed in Fig. 5 (d). It is interesting to note that this checkerboard pattern is a stable Mott insulator state obtained by solving the Bose-Hubbard model on a 2D lattice with repulsive long-range dipolar interaction [11]. The other Mott states obtained there are the stripe and star configurations with $1/3$ and $1/4$ filling of sites, respectively. We considered such configurations with the present tiny dipolar BEC soliton droplets. By reducing the filling factor from $1/2$ to $1/3$ or $1/4$ we have a lower occupation of sites and hence a lower inter-site interaction. As such arrays get destroyed due to the long-range inter-site interaction, a reduced inter-site interaction implies that the stripe and star configurations

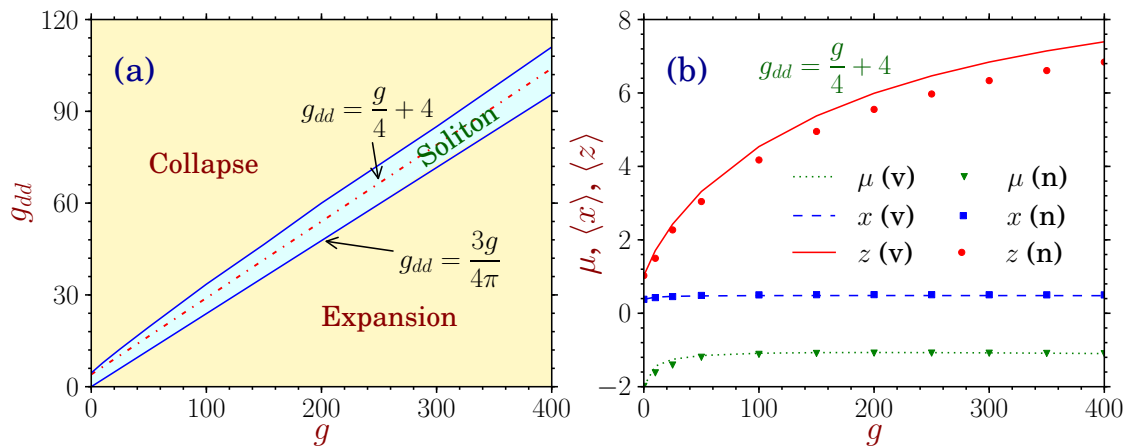


Figure 4: (Color online) (a) The phase plot of g_{dd} versus g from variational analysis showing the region of stable dipolar BEC soliton on triangular OL for $V_0 = 1$. (b) The numerical (n) and variational (v) rms sizes and chemical potential versus g corresponding to the line $g_{dd} = 4 + g/4$ in (a).

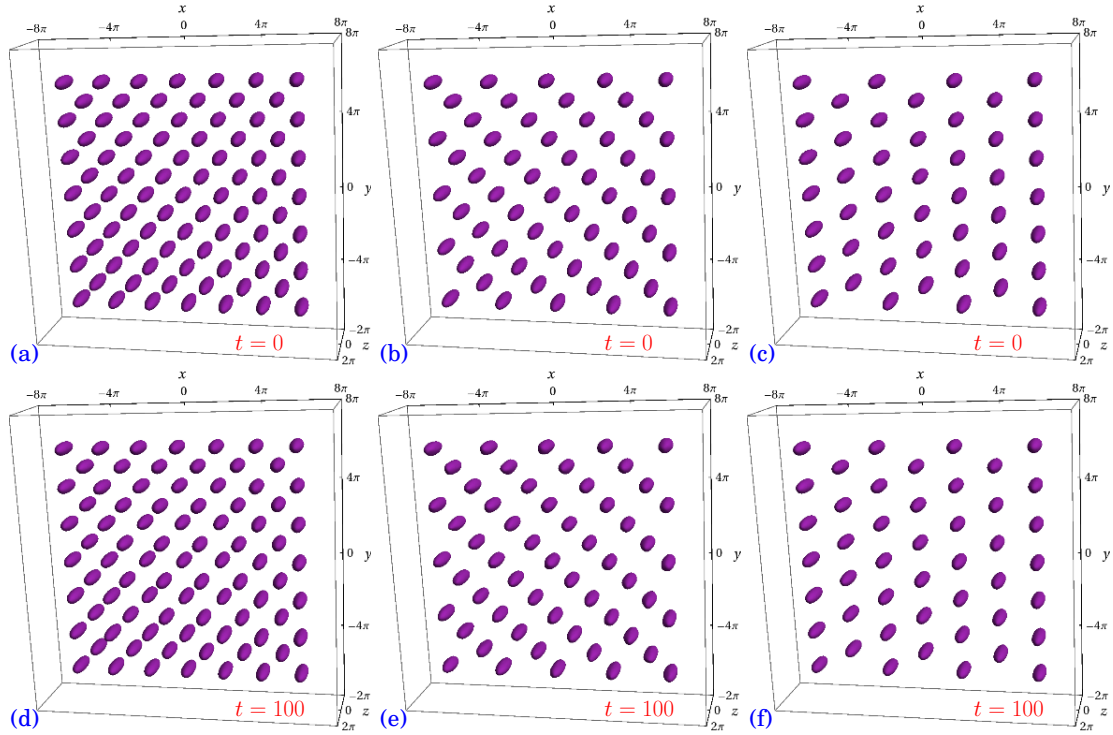


Figure 5: (Color online) Stable array of tiny dipolar BEC solitons, each with $g = 1$, $g_{dd} = 3$ on the square OL with $V_0 = 2$ in the (a) checkerboard, (b) stripe, and (c) star configurations with filling factors of $1/2$, $1/3$, and $1/4$, respectively at $t = 0$. The same arrays after real-time propagation at $t = 100$ are shown in (d), (e), and (f), respectively.

of the BEC soliton droplets are stable. We established the stability of the stripe and star configurations using real-time propagation of the GP equation. In Figs. 5 (b) and (c) we show the initial stripe and star configurations of the tiny BEC droplets at $t = 0$, and in Figs. 5 (e) and (f) the same after real-time propagation at $t = 100$. The initial and final configurations are practically indistinguishable, demonstrating the stability.

4. Summary and conclusion

To summarize, using the mean-field 3D GP equation we demonstrated a stable dipolar BEC soliton polarized along the axial z direction on a weak square or triangular 2D OL in the orthogonal x - y plane. We considered identical OL strengths along different directions and considered a Lagrangian variational analysis of the GP equation with a Gaussian ansatz in addition to the numerical solution of the same using the split-step Crank-Nicolson method. The stabilization of the BEC was established by the linear stability analysis [9]. The widths and energies obtained from the numerical solution of the GP equation are in agreement with the corresponding variational results.

We also considered stable 2D arrays formed by arranging identical tiny dipolar BEC solitons on different sites of a 2D square OL. Such an array is unstable if any two adjacent OL sites are occupied. The simplest stable periodic 2D array of superfluid dipolar BEC solitons, known as the checkerboard configuration, emerges if the sites are arranged diagonally with a filling factor of $1/2$. Similar 2D arrays, known as stripe and star configurations for filling factors $1/3$ and $1/4$, respectively are also found to be stable. Previously, in the study of ultra-cold dipolar atoms on strict 2D lattice using the Monte Carlo simulation of the 2D Bose-Hubbard model, such stable arrays of Mott insulator states emerged at filling factors of $1/2$, $1/3$, and $1/4$ [11]. Similar stable configurations obtained in the mean-field GP and field-theoretic Bose-Hubbard approaches possibly indicate the general stability property of such structures under the long-range repulsive dipolar interaction in the x - y plane.

Acknowledgements

We thank FAPESP (Brazil), CNPq (Brazil), DST (India), and CSIR (India) for partial support.

References

References

- [1] F. Dalfovo, S. Giorgini, L. Pitaevskii, S. Stringari, *Rev. Mod. Phys.* 71 (1999) 463.
- [2] F. S. Cataliotti *et al.*, *Science* 293 (2001) 843.
- [3] J. Heinze, S. Götze, J. S. Krauser, B. Hundt, N. Fläschner, D.-S. Lühmann, C. Becker, and K. Sengstock, *Phys. Rev. Lett.* 107 (2011) 135303.
- [4] M. Lewenstein, A. Sanpera, V. Ahufinger, B. Damski, A. Sen De, and U. Sen, *Adv. Phys.* 56 (2007) 243.
- [5] T. Koch *et al.*, *Nature Phys.* 4 (2008) 218;
T. Lahaye *et al.*, *Nature* 448 (2007) 672;
T. Lahaye *et al.* 2008 *Phys. Rev. Lett.* 101 (2008) 080401;
A. Griesmaier *et al.*, *Phys. Rev. Lett.* 97 (2006) 250402.
- [6] T. Lahaye *et al.*, *Rep. Prog. Phys.* 72 (2009) 126401.
- [7] M. Lu, S. H. Youn, B. L. Lev, *Phys. Rev. Lett.* 104 (2010) 063001;
J. J. McClelland, J. L. Hanssen, *Phys. Rev. Lett.* 96 (2006) 143005;
S. H. Youn, M. W. Lu, U. Ray, B. V. Lev, *Phys. Rev. A* 82 (2010) 043425;
M. Lu, N. Q. Burdick, Seo Ho Youn, B. L. Lev, *Phys. Rev. Lett.* 107 (2011) 190401.
- [8] N. G. Parker, C. Ticknor, A. M. Martin, D. H. J. O'Dell, *Phys. Rev. A* 79 (2009) 013617;
M. Asad-uz-Zaman, D. Blume, *Phys. Rev. A* 80 (2009) 053622;
R. M. Wilson, S. Ronen, J. L. Bohn, *Phys. Rev. A* 80 (2009) 023614.
- [9] See, for example, J. E. Howard, R. S. MacKay, *Phys. Lett. A* 122 (1987) 331;
M. Tabor, *Chaos and Integrability in Nonlinear Dynamics: An Introduction*, (New York: Wiley, pp. 20-31, 1989).
- [10] E. Carboneschi, R. Mannella, E. Arimondo, L. Salasnich, *Phys. Lett. A* 249 (1998) 495;
L. Salasnich, *Int. J. Mod. Phys. B* 14 (2000) 1;
S. Stringari, *Phys. Rev. Lett.* 77 (1996) 2360.
- [11] B. Capogrosso-Sansone, C. Trefzger, M. Lewenstein, P. Zoller, G. Pupillo, *Phys. Rev. Lett.* 104 (2010) 125301.
- [12] I. Tikhonenkov, B. A. Malomed, A. Vardi, *Phys. Rev. Lett.* 100 (2008) 090406.
- [13] R. Nath, P. Pedri, L. Santos, *Phys. Rev. Lett.* 102 (2009) 050401;
P. Pedri, L. Santos, *Phys. Rev. Lett.* 95 (2005) 200404.
- [14] L. E. Young-S, P. Muruganandam, S. K. Adhikari, *J. Phys. B* 44 (2011) 101001.
- [15] B. B. Baizakov, B. A. Malomed, and M. Salerno, *Phys. Rev. A* 70, 053613 (2004).
- [16] K. Góral, L. Santos, *Phys. Rev. A* 66 (2002) 023613;
S. Yi, L. You, *Phys. Rev. A* 63 (2001) 053607;
S. Yi, L. You, *Phys. Rev. Lett.* 92 (2004) 193201.
- [17] P. Muruganandam, S. K. Adhikari, *Comput. Phys. Commun.* 180 (2009) 1888;
P. Muruganandam, S. K. Adhikari, *J. Phys. B* 36 (2003) 2501;
S. K. Adhikari, P. Muruganandam, *J. Phys. B* 35 (2002) 2831.
- [18] S. K. Adhikari, *New J. Phys.* 5 (2003) 137;
V. M. Pérez-García, H. Michinel, H. Herrero, *Phys. Rev. A* 57 (1998) 3837;
L. Salasnich, A. Parola, L. Reatto, *Phys. Rev. A* 66 (2002) 043603;
A. Gammal, L. Tomio, T. Frederico, *Phys. Rev. A* 66 (2002) 043619.